



US00D676433S

(12) **United States Design Patent**
Smith et al.

(10) **Patent No.:** **US D676,433 S**

(45) **Date of Patent:** **** Feb. 19, 2013**

(54) **CASE**

(75) Inventors: **Travis Smith**, Fort Collins, CO (US);
Jane Michie, Wellington, CO (US)

(73) Assignee: **Otter Products, LLC**, Fort Collins, CO (US)

(**) Term: **14 Years**

(21) Appl. No.: **29/388,927**

(22) Filed: **Apr. 4, 2011**

(51) **LOC (9) Cl.** **14-03**

(52) **U.S. Cl.** **D14/250**

(58) **Field of Classification Search** D14/248,
D14/250–253, 440, 203.1–203.7, 217–218,
D14/496, 137–138 AA, 138 G, 168, 474;
D3/201, 218, 269, 301, 273, 303, 103, 247;
D13/103, 107, 108, 119; D6/407; D21/333;
220/4.02; 361/679.56, 679.55, 679.01; 379/426,
379/433.11, 455; 455/575.1, 575.8; 190/100;
206/305, 320

See application file for complete search history.

(56) **References Cited**

U.S. PATENT DOCUMENTS

D538,770 S * 3/2007 Lyles D14/138 AA
D600,685 S * 9/2009 Gartrell D14/248

D619,574 S * 7/2010 Richardson et al. D14/250
D632,683 S * 2/2011 Richardson et al. D14/250
D644,638 S * 9/2011 Melanson et al. D14/250

OTHER PUBLICATIONS

HTC Evo Shift Commuter Series Case. [online] Retrieved online Sep. 27, 2012 from URL: <<http://www.otterbox.com/HTC-EVO-Shift-Commuter-Series-Case/HTC4-EVOSH>>.*

* cited by examiner

Primary Examiner — Robert M Spear

Assistant Examiner — Vy Koenig

(57) **CLAIM**

The ornamental design for a case, as shown and described.

DESCRIPTION

FIG. 1 is a front isometric view of a case showing our new design;

FIG. 2 is a rear isometric view thereof;

FIG. 3 is a front view thereof;

FIG. 4 is a rear view thereof;

FIG. 5 is a left view thereof;

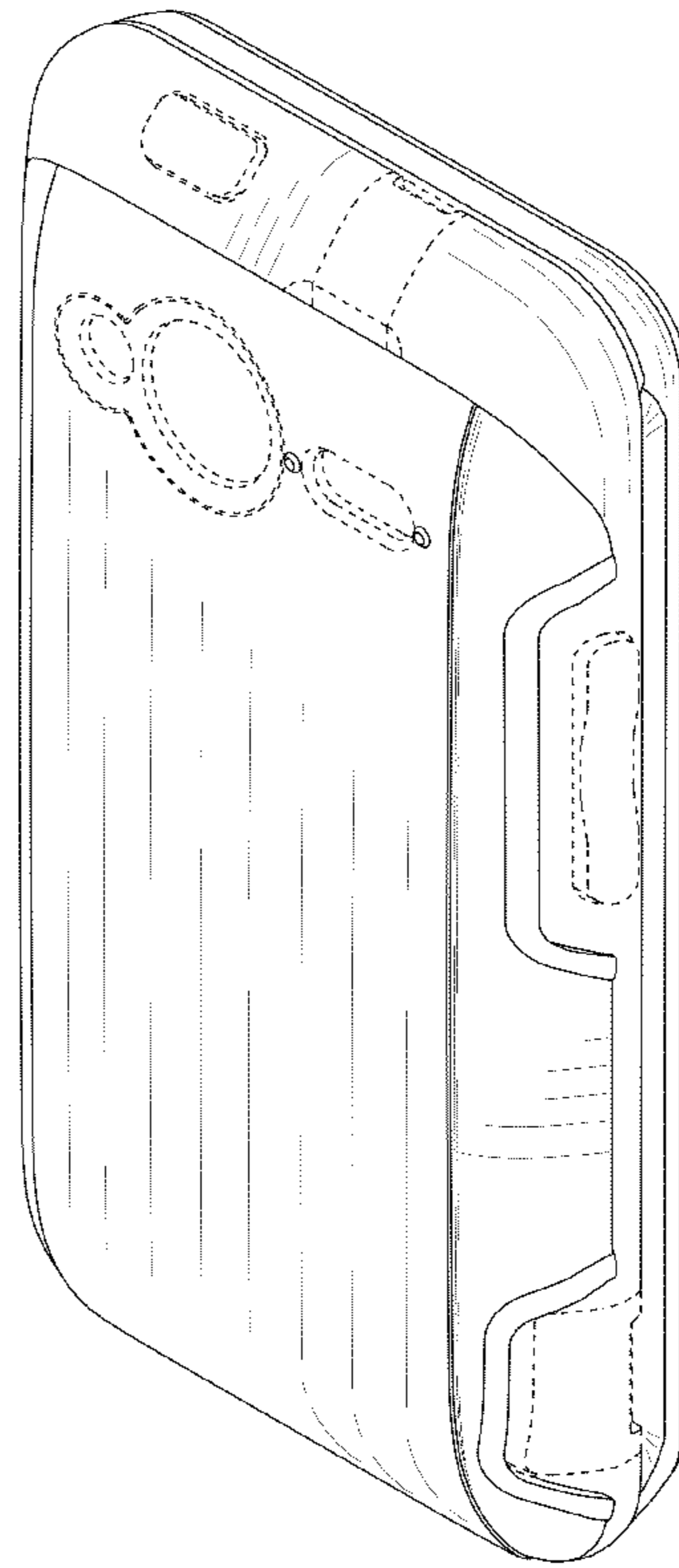
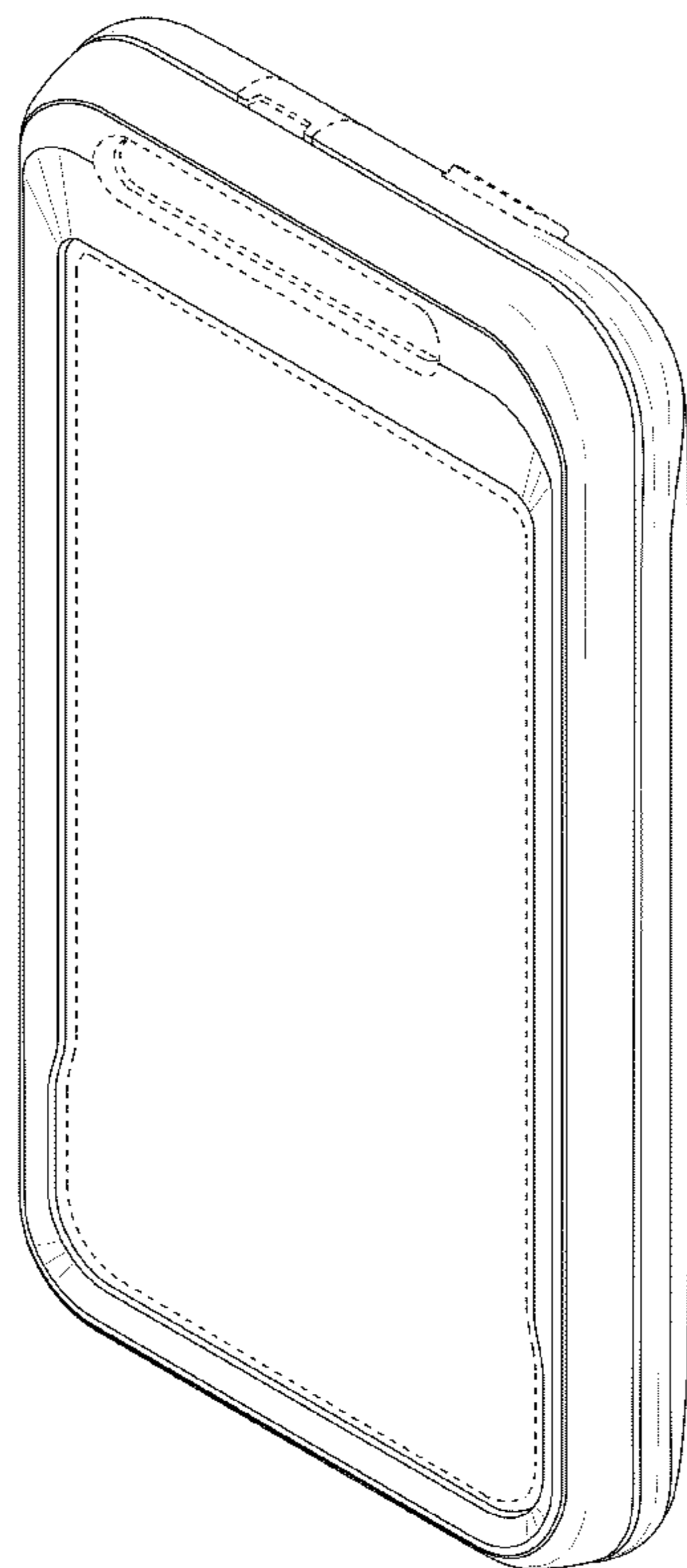
FIG. 6 is a right view thereof;

FIG. 7 is a top view thereof; and,

FIG. 8 is a bottom view thereof.

The broken line perimeter of the large unshaded rectangular region on the front of the case in FIGS. 1 and 3 represents a boundary of the claimed design. All other broken lines depict unclaimed environment. The broken lines and unshaded regions bounded by broken lines form no part of the claimed design.

1 Claim, 6 Drawing Sheets



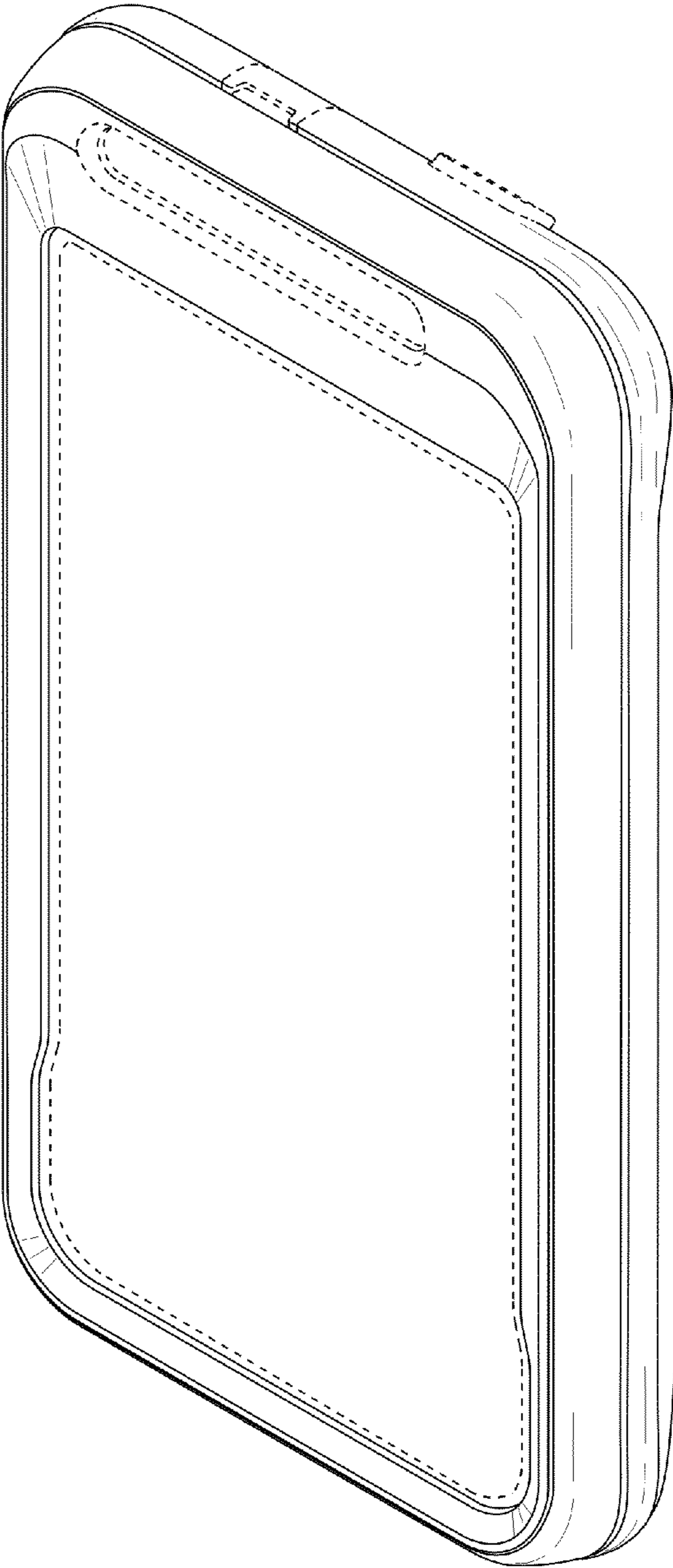


FIG. 1

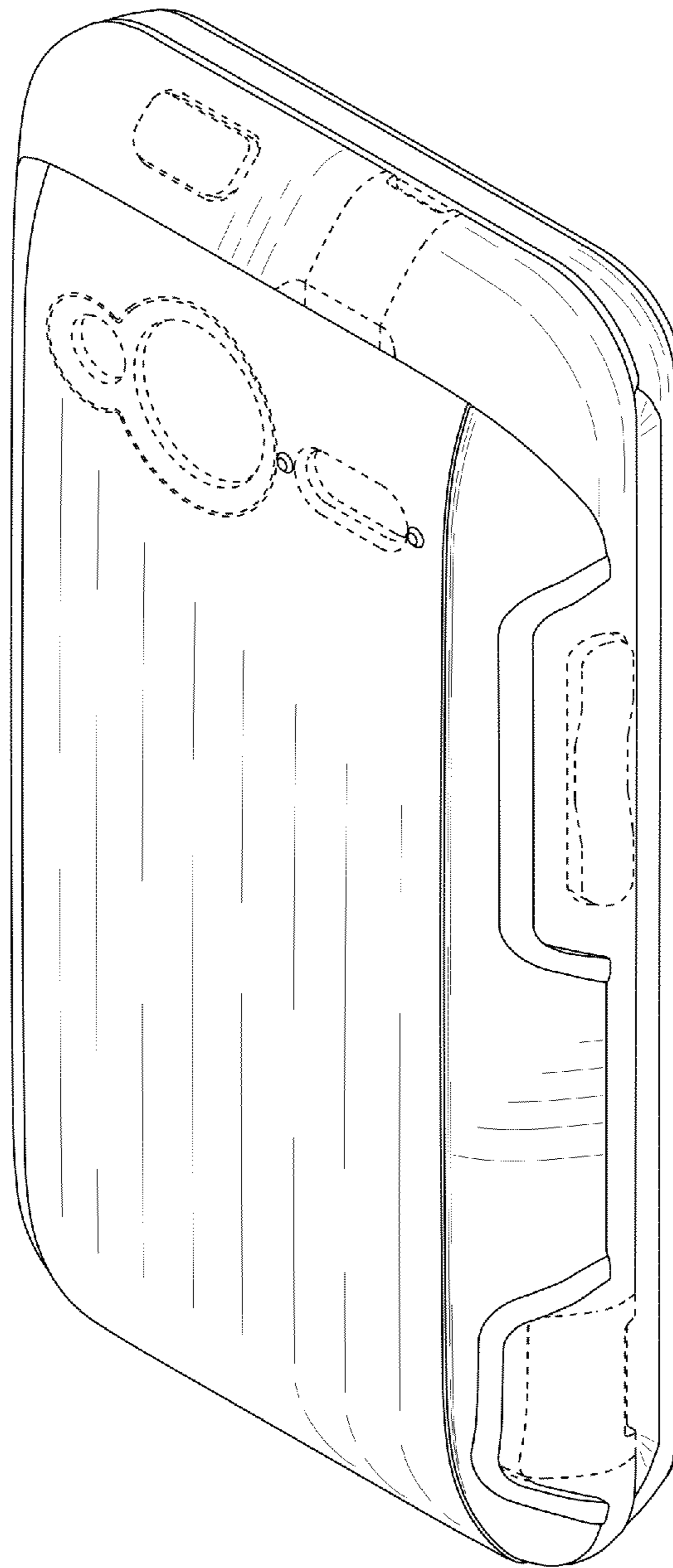


FIG. 2




FIG. 3




FIG. 4

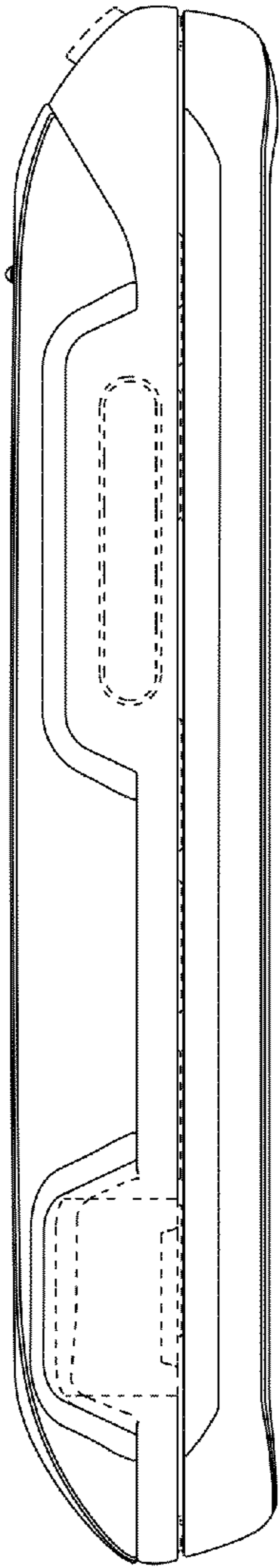


FIG. 5

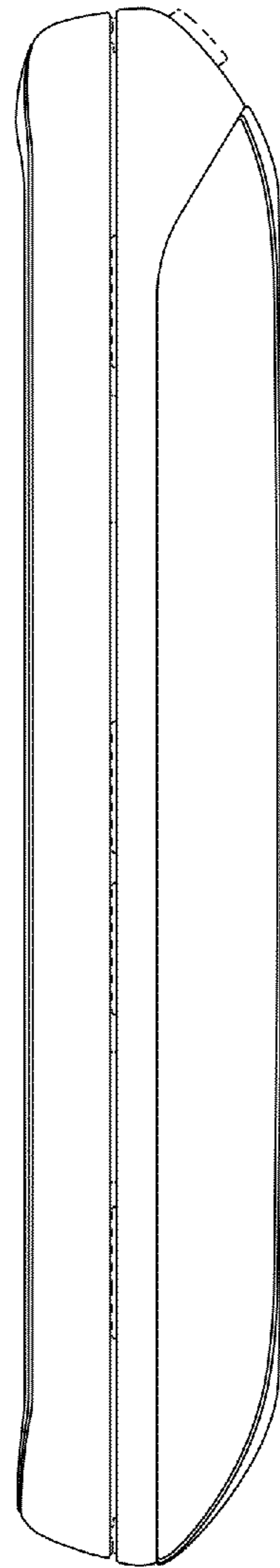


FIG. 6

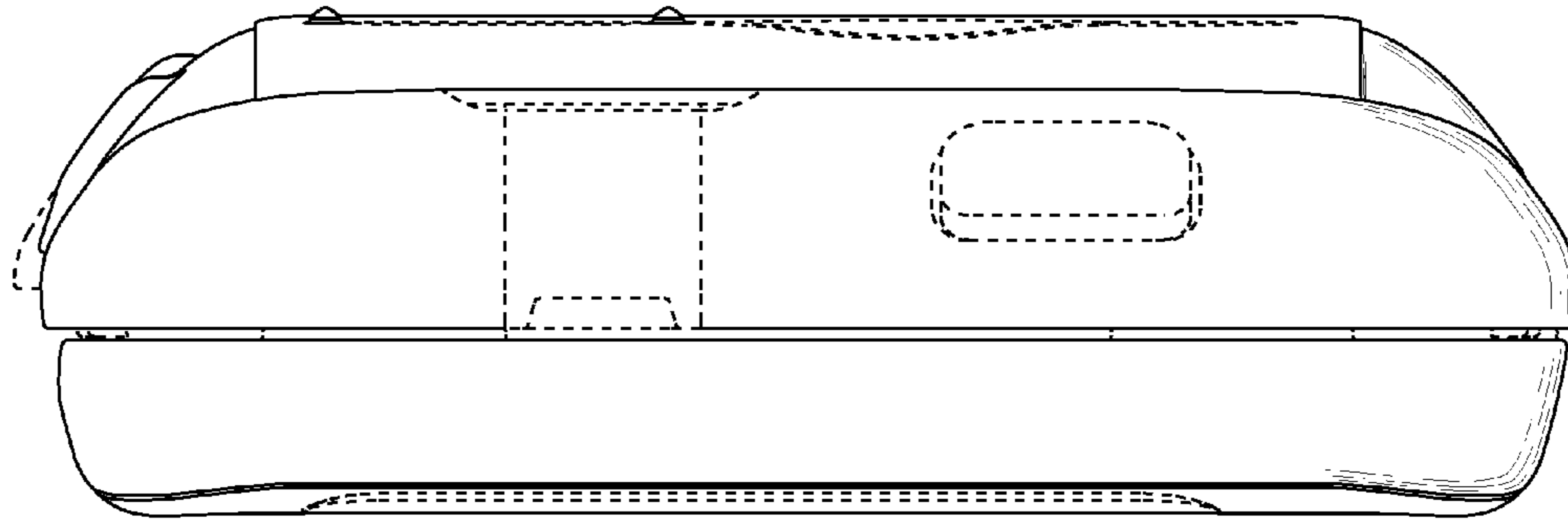


FIG. 7

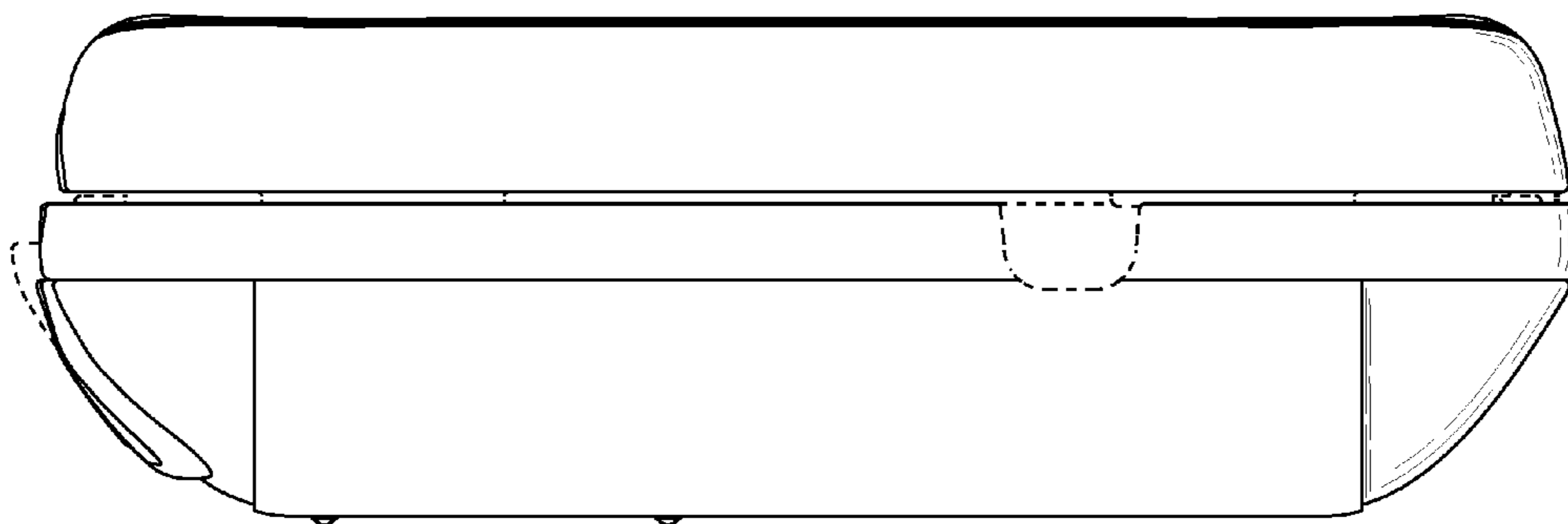


FIG. 8