



US00D676431S

(12) **United States Design Patent**
Lu et al.

(10) **Patent No.:** **US D676,431 S**
(45) **Date of Patent:** **** Feb. 19, 2013**

(54) **FRAMELESS TELEVISION**

(56) **References Cited**

(75) Inventors: **Yen Wen Lu**, Taipei (TW); **Chun Hsiang Feng**, Taipei (TW); **Hao Jen Chang**, Taipei (TW); **Chou Yu Chang**, Taipei (TW); **Kuei Ming Pan**, Taipei (TW)

(73) Assignee: **Compal Electronics, Inc.**, Taipei (TW)

(**) Term: **14 Years**

(21) Appl. No.: **29/419,539**

(22) Filed: **Apr. 30, 2012**

(51) **LOC (9) Cl.** **14-03**

(52) **U.S. Cl.** **D14/239**

(58) **Field of Classification Search** D14/125-134, D14/239, 371, 136, 374-377, 440, 450, 448, D14/336, 342; 312/7.2; 348/836, 838, 180, 348/184, 325, 739; 341/12; 248/917-924, 248/465; 345/104, 133, 156, 168, 87, 173; 720/605, 669, 600, 655; 369/99, 197; 455/344, 455/347; D21/329, 515, 577, 622, 333, 433, D21/448, 452, 450, 331; D6/477, 479, 300; 273/148 B; 446/484, 175, 356; D10/15, D10/26

See application file for complete search history.

U.S. PATENT DOCUMENTS

D599,756 S *	9/2009	Yokota	D14/126
D622,233 S *	8/2010	Shin et al.	D14/126
D624,512 S *	9/2010	Kim et al.	D14/126
D626,927 S *	11/2010	Honda	D14/126
D635,942 S *	4/2011	Kim et al.	D14/126
D638,389 S *	5/2011	Kim et al.	D14/126
D640,999 S *	7/2011	Jung et al.	D14/126
D641,329 S *	7/2011	Zhang	D14/126
D656,114 S *	3/2012	Miyaji	D14/126

* cited by examiner

Primary Examiner — Raphael Barkai
Assistant Examiner — Randall Gholson
(74) *Attorney, Agent, or Firm* — Bacon & Thomas, PLLC

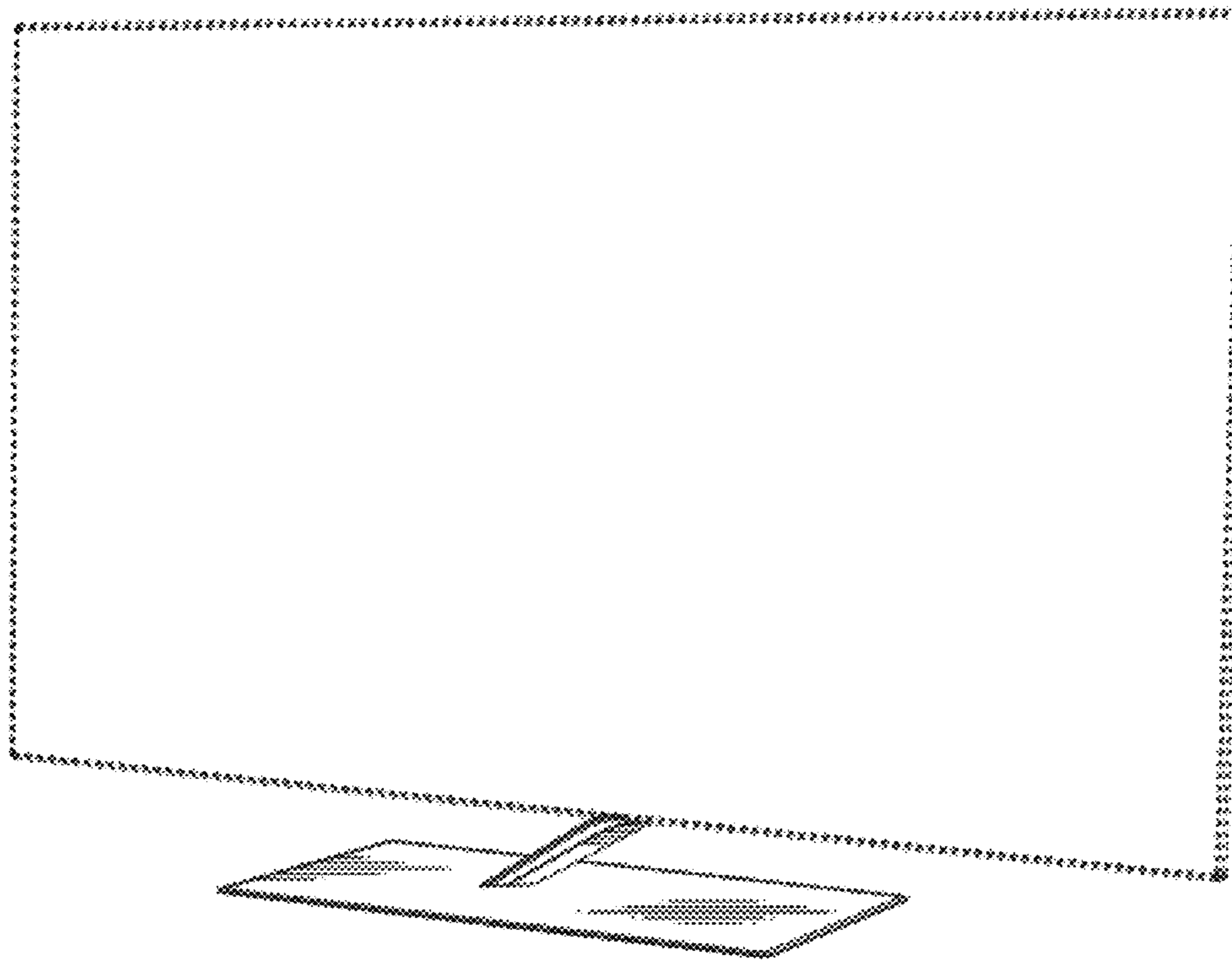
(57) **CLAIM**

The ornamental design for the frameless television, as shown and described.

DESCRIPTION

FIG. 1 is a front perspective view of a frameless television showing our new design;
FIG. 2 is a front elevational view thereof;
FIG. 3 is a rear elevational view thereof;
FIG. 4 is a left side elevational view thereof;
FIG. 5 is right side elevational view thereof;
FIG. 6 is a top plan view thereof;
FIG. 7 is a bottom plan view thereof; and,
FIG. 8 is a reference view thereof.
The broken lines in the drawings are for illustrative purposes only and form no part of the claimed design.

1 Claim, 6 Drawing Sheets



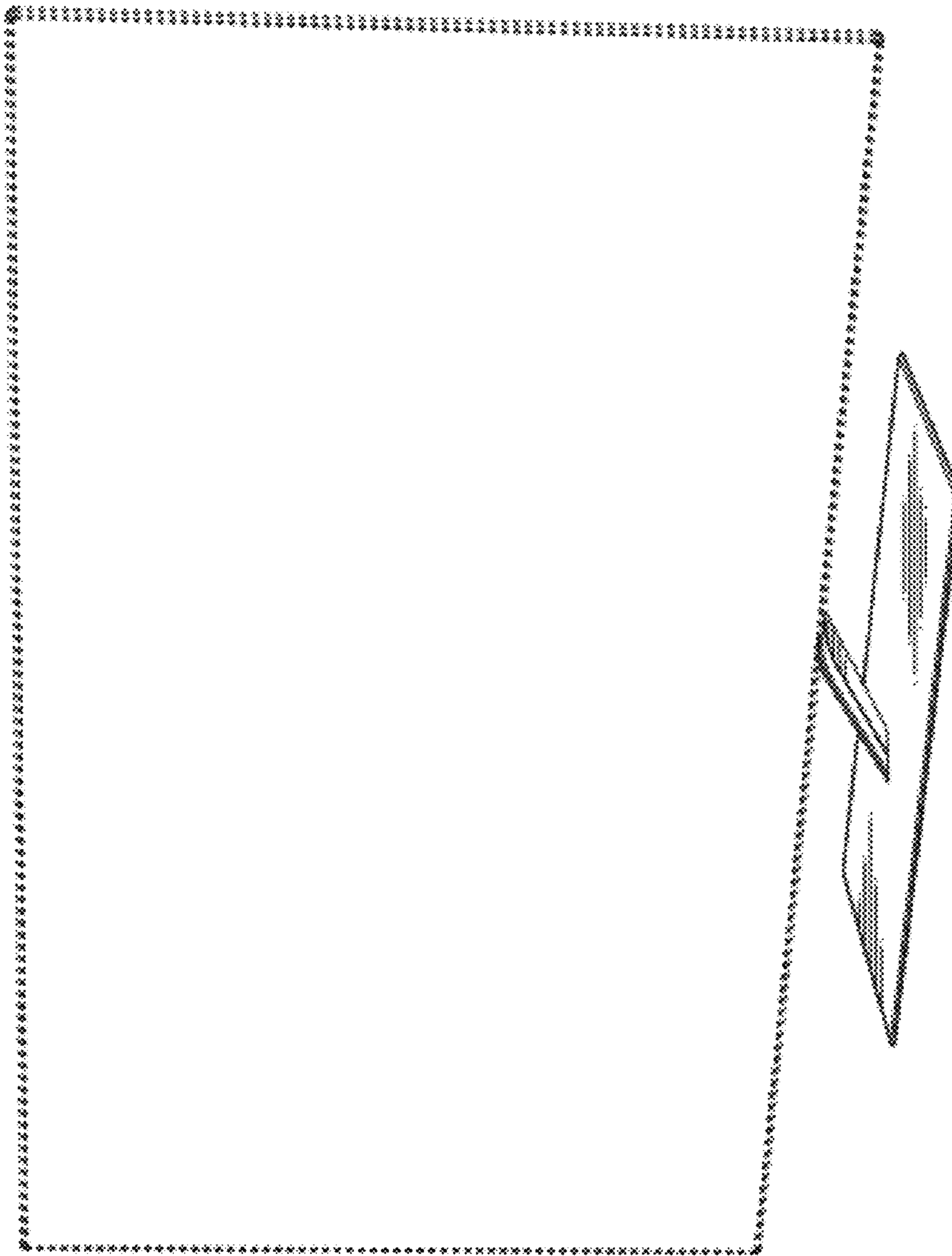


FIG. 1

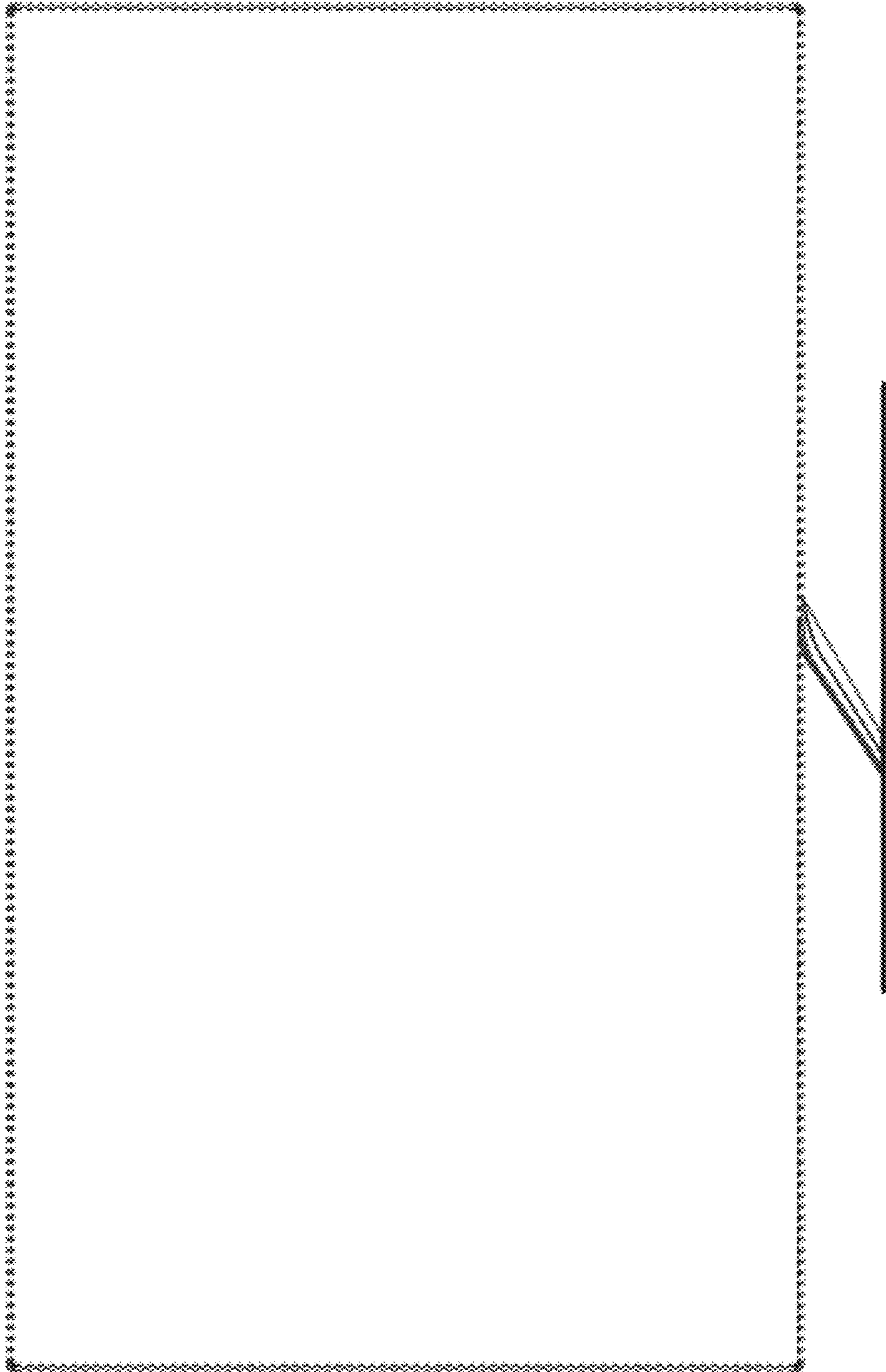


FIG. 2

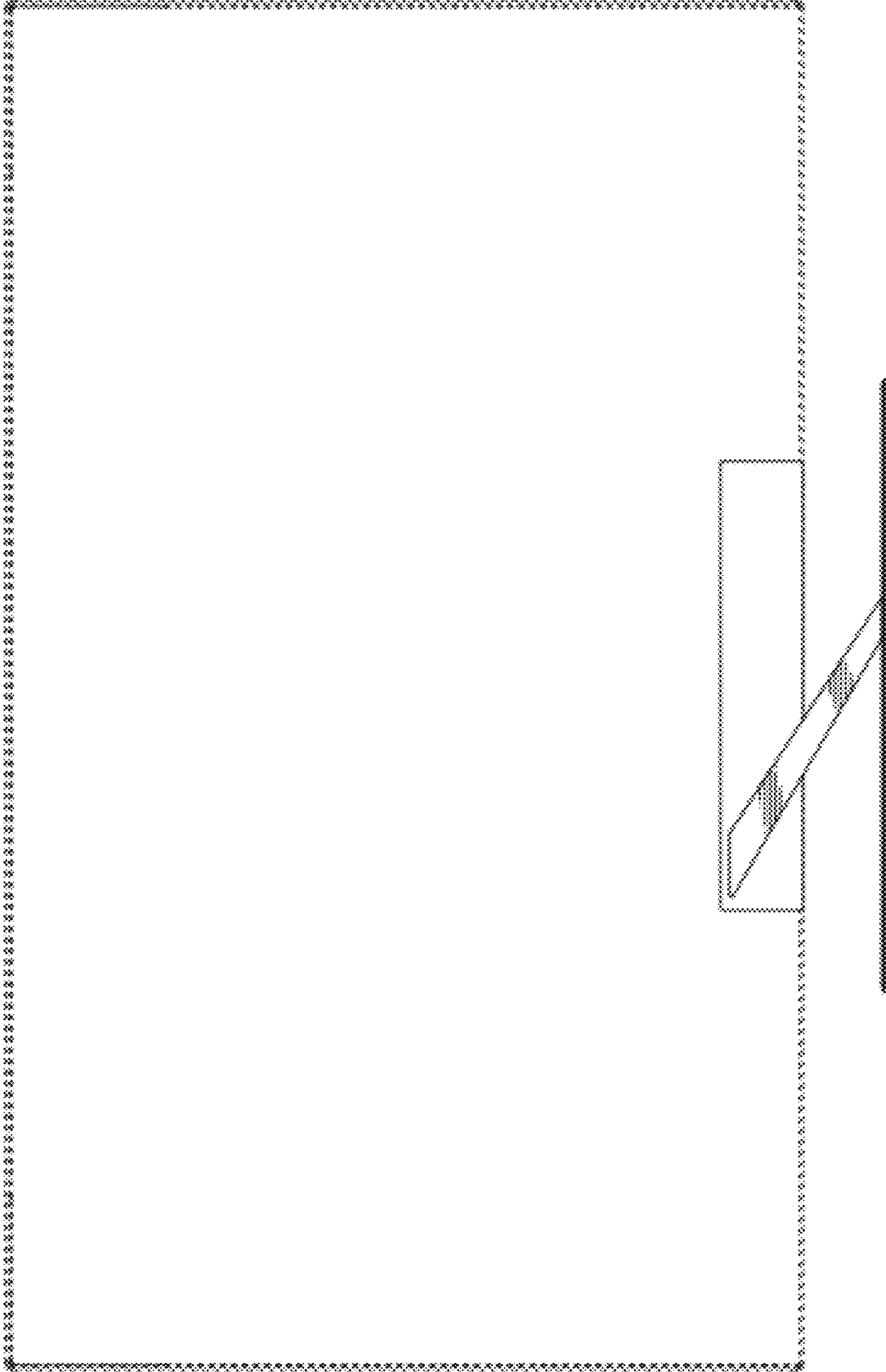


FIG. 3




FIG. 4




FIG. 5

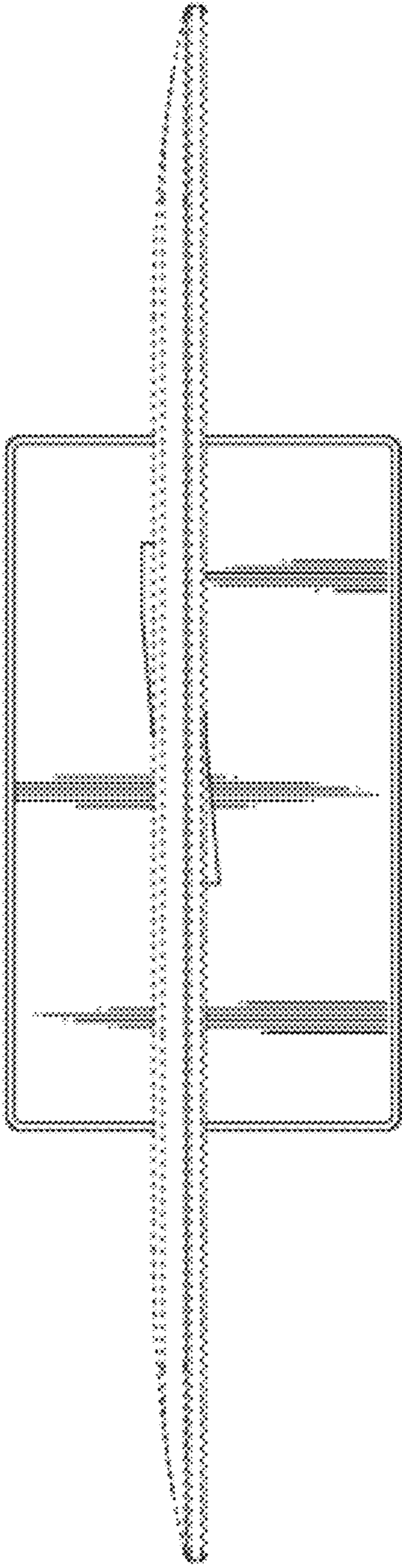


FIG. 6




FIG. 7

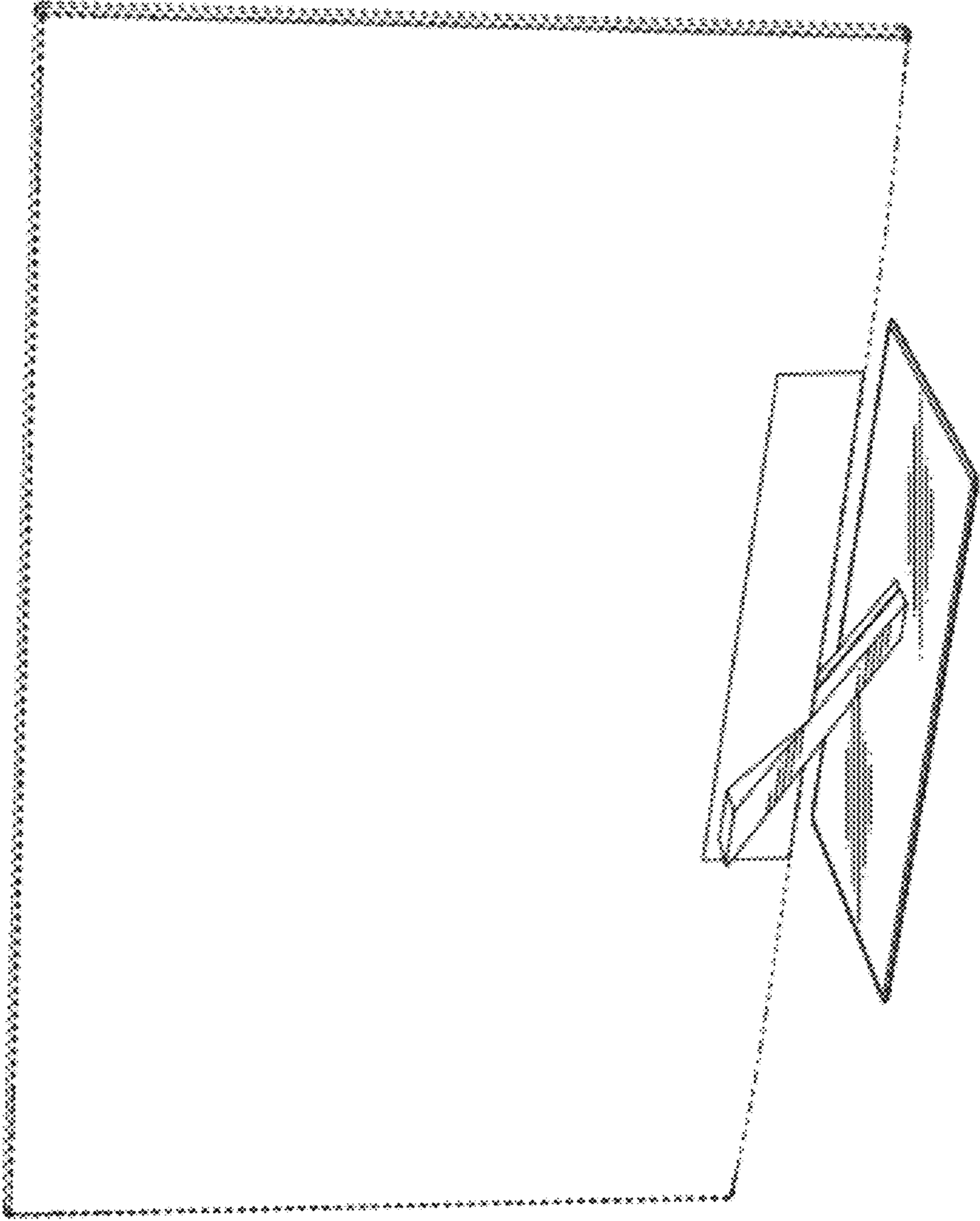


FIG. 8