



US00D676420S

(12) **United States Design Patent**
Holzer

(10) **Patent No.:** **US D676,420 S**

(45) **Date of Patent:** **** Feb. 19, 2013**

(54) **RECHARGEABLE POWERED SPEAKER**

(75) Inventor: **Eric Holzer**, Piscataway, NJ (US)

(73) Assignee: **SDI Technologies, Inc.**, Rahway, NJ (US)

(**) Term: **14 Years**

(21) Appl. No.: **29/417,001**

(22) Filed: **Mar. 29, 2012**

(51) **LOC (9) Cl.** **14-03**

(52) **U.S. Cl.** **D14/212**

(58) **Field of Classification Search** D14/172,
D14/194, 196, 204, 207, 210–216; 181/143,
181/144, 147, 148, 150, 153, 157, 198, 199;
381/300–303, 306, 332, 333, 336, 345, 361–364,
381/386–388

See application file for complete search history.

(56) **References Cited**

U.S. PATENT DOCUMENTS

| | | | | |
|--------------|---------|----------------|-------|---------|
| D227,478 S * | 6/1973 | Ekdahl et al. | | D14/212 |
| D239,869 S * | 5/1976 | Pinsler et al. | | D14/194 |
| D239,870 S * | 5/1976 | Pinsler et al. | | D14/194 |
| D401,582 S * | 11/1998 | Gremchuck | | D14/210 |
| D573,133 S * | 7/2008 | Milks et al. | | D14/214 |
| D573,134 S * | 7/2008 | Milks et al. | | D14/214 |

| | | | | |
|--------------|--------|-----------|-------|---------|
| D610,572 S * | 2/2010 | Skurdal | | D14/216 |
| D644,204 S * | 8/2011 | Poandl | | D14/215 |
| D645,844 S * | 9/2011 | McManigal | | D14/214 |
| D653,652 S * | 2/2012 | Kroyer | | D14/214 |

* cited by examiner

Primary Examiner — Keli L Hill

(74) *Attorney, Agent, or Firm* — Ostrolenk Faber LLP

(57) **CLAIM**

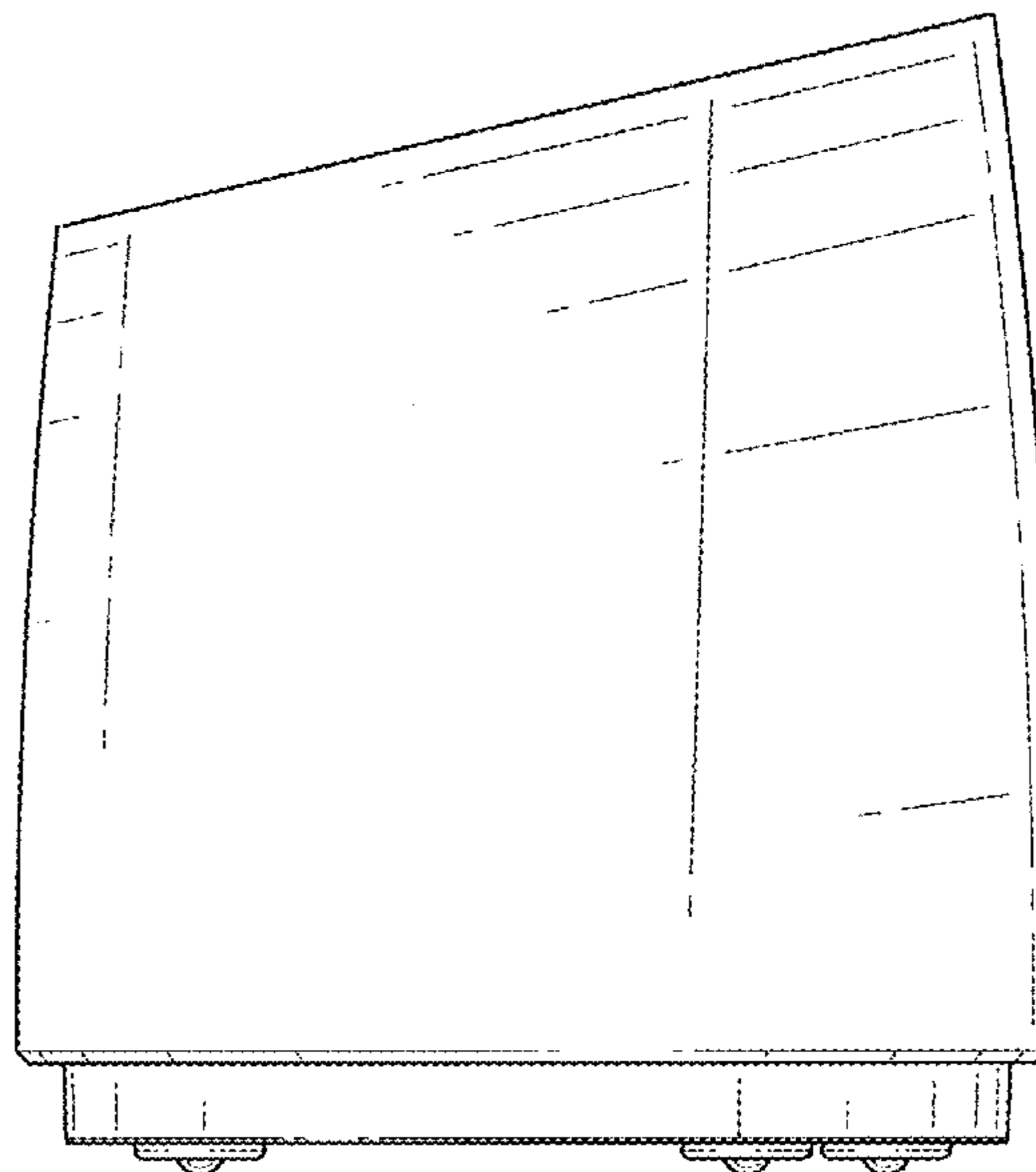
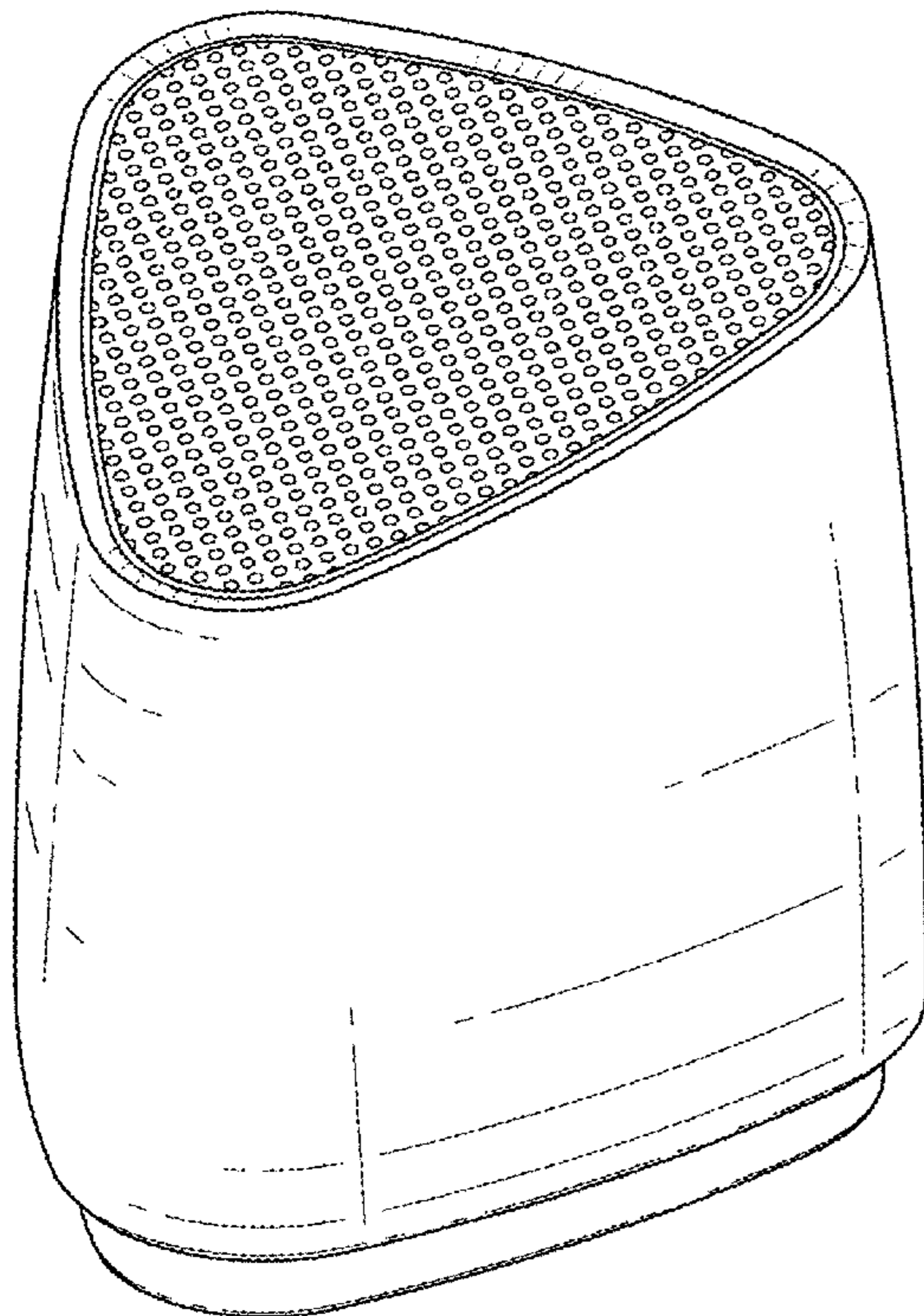
The ornamental design for a rechargeable powered speaker, as shown and described.

DESCRIPTION

FIG. 1 is a front, top, perspective view of a rechargeable powered speaker showing my new design; FIG. 2 is a front view thereof; FIG. 3 is a rear view thereof; FIG. 4 is a top view thereof; FIG. 5 is a bottom view thereof; FIG. 6 is a side view thereof, the opposite side view being a mirror image; and, FIG. 7 is a cross-sectional view thereof along line 7-7 in FIG. 2.

The broken lines in the drawings illustrate environmental material that forms no part of the claimed design.

1 Claim, 7 Drawing Sheets



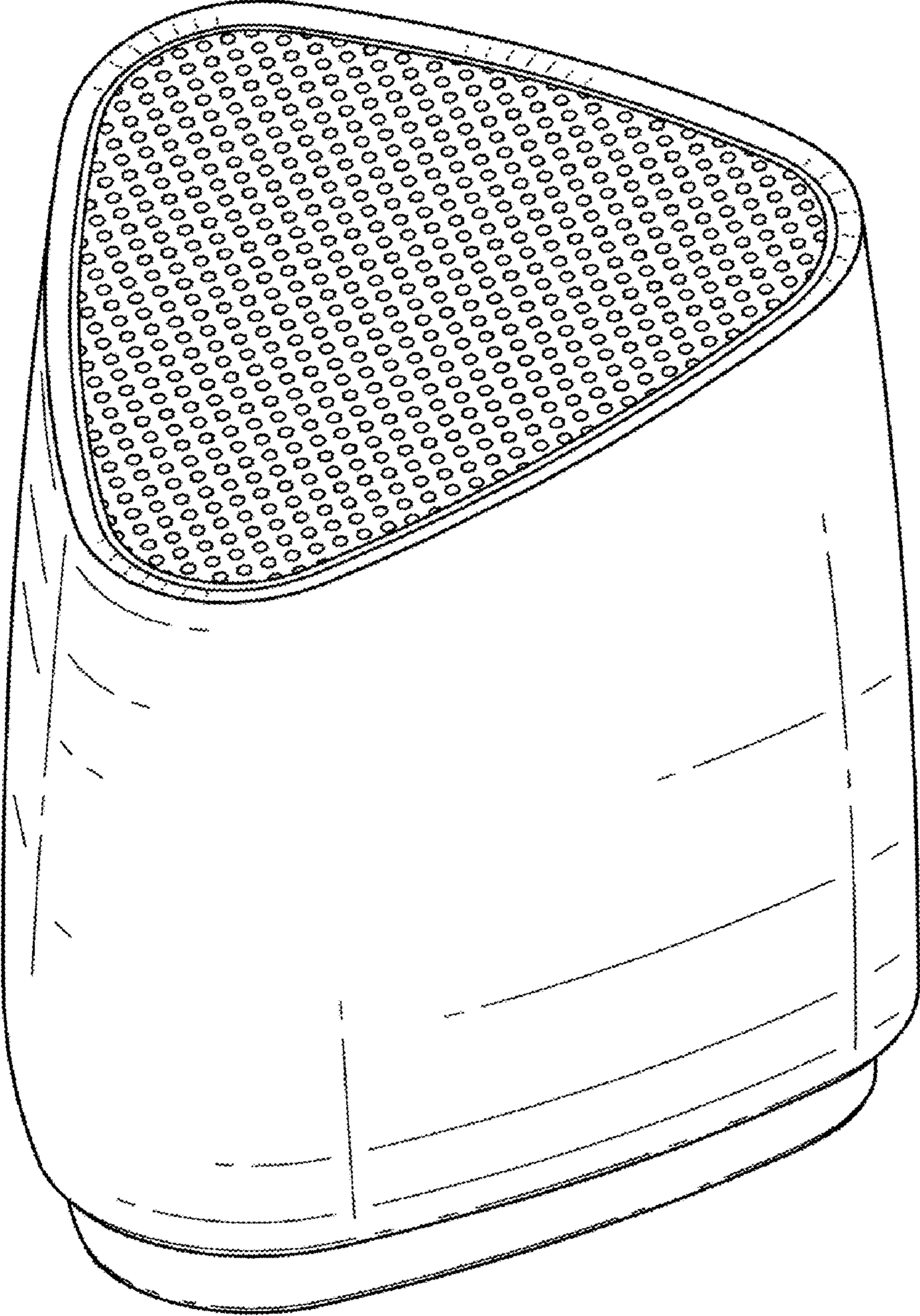


FIG. 1

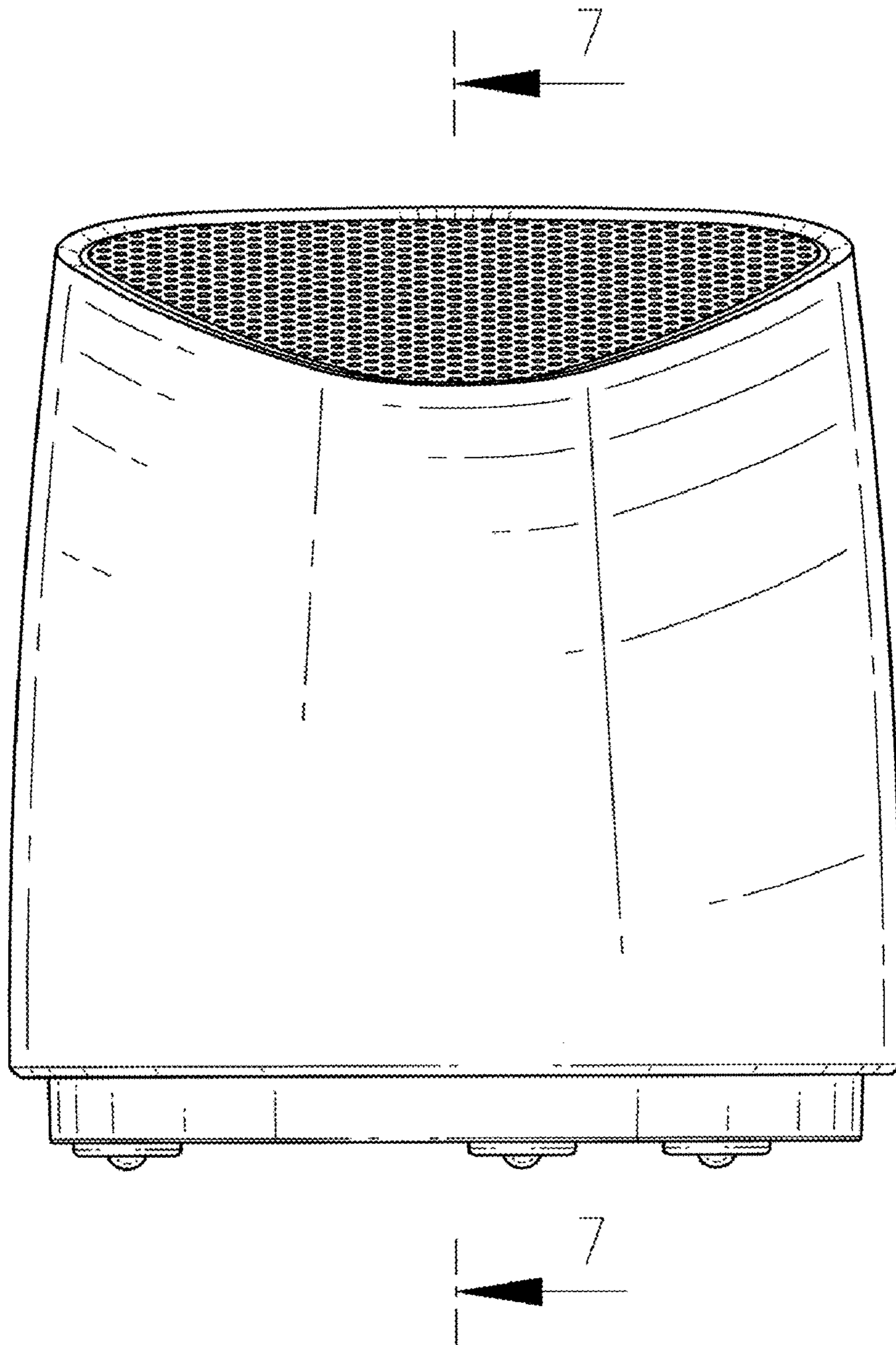


FIG. 2




FIG. 3

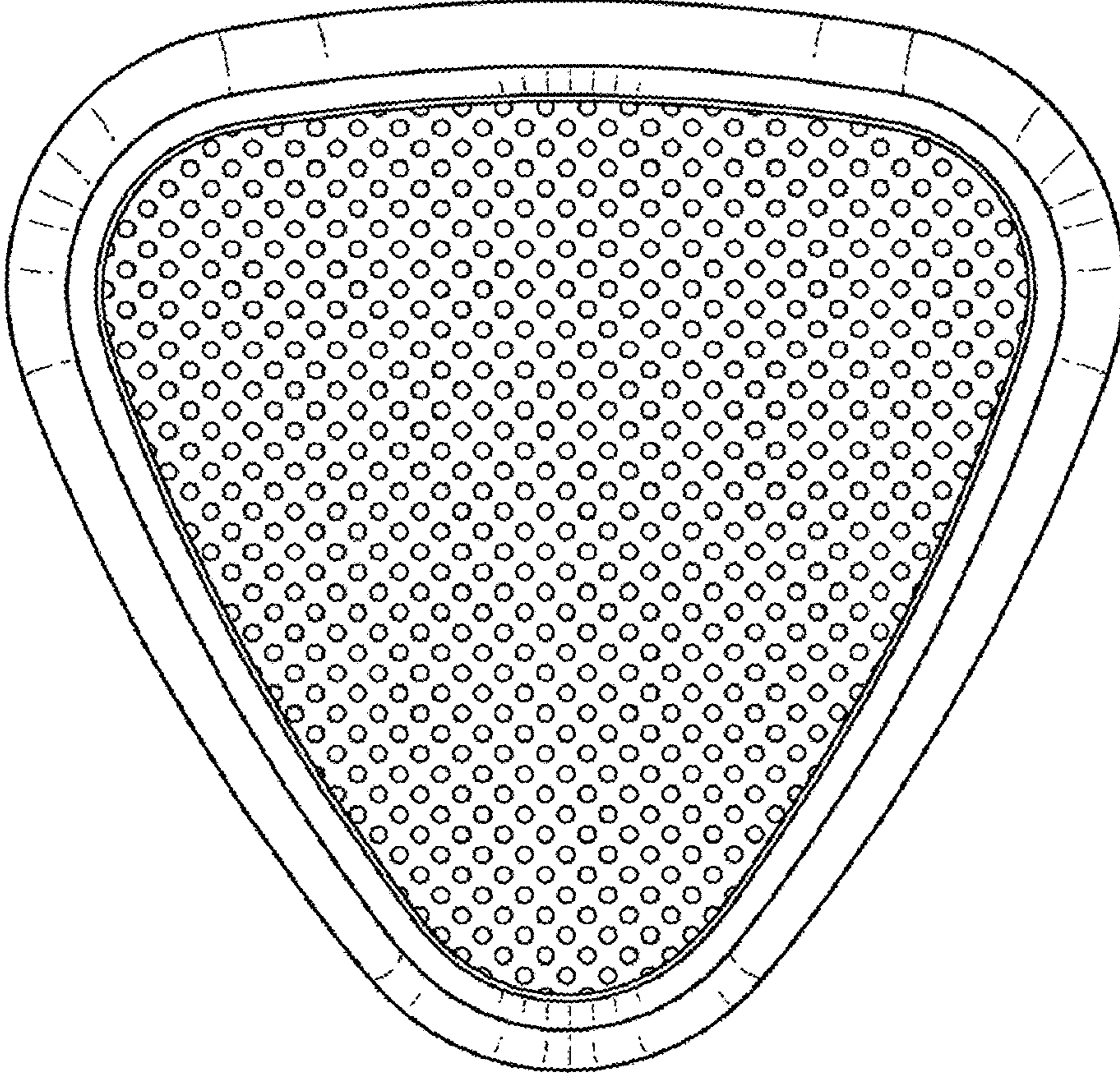


FIG. 4

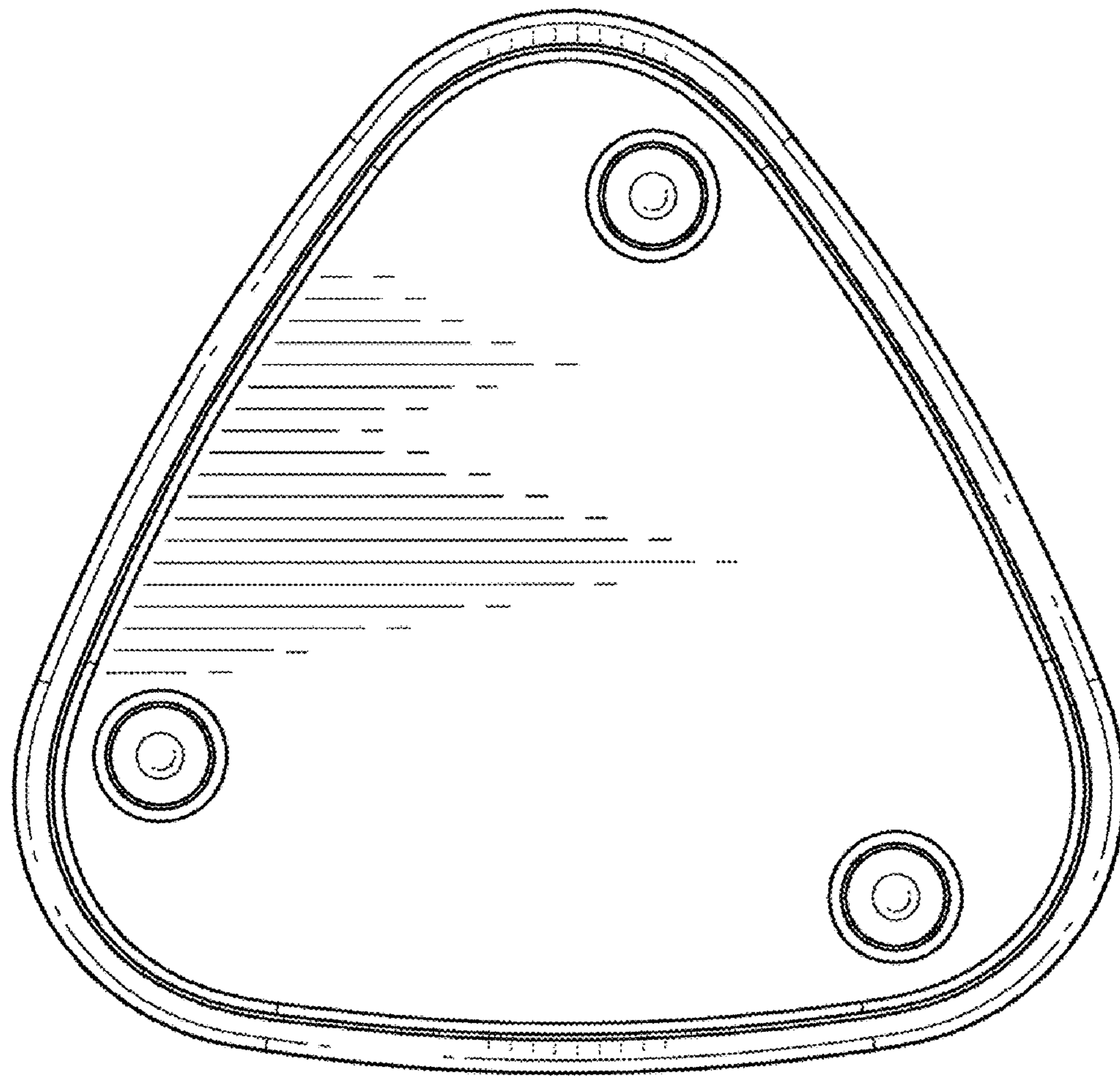


FIG. 5




FIG. 6




FIG. 7