



US00D676385S

(12) **United States Design Patent**
Gassauer

(10) **Patent No.:** **US D676,385 S**

(45) **Date of Patent:** **** Feb. 19, 2013**

(54) **ELECTRICAL CONNECTOR**

439/715, 716, 844, 849, 850–852, 857, 862,
439/865–867, 870, 877, 884–891; 361/823

(75) Inventor: **Stephan Gassauer**, Ilfeld (DE)

See application file for complete search history.

(73) Assignee: **WAGO Verwaltungsgesellschaft mbH**,
Minden (DE)

Primary Examiner — Daniel Bui

(74) *Attorney, Agent, or Firm* — Whitham Curtis
Christofferson & Cook, PC

(**) Term: **14 Years**

(57) **CLAIM**

(21) Appl. No.: **29/428,947**

The ornamental design for an electrical connector, as shown
and described.

(22) Filed: **Aug. 6, 2012**

DESCRIPTION

Related U.S. Application Data

(62) Division of application No. 29/369,380, filed on Sep.
8, 2010.

FIG. 1 is a rear, top and left side perspective view of an
electrical connector showing my new design;

FIG. 2 is a rear view thereof;

FIG. 3 is a left side view thereof;

FIG. 4 is a front view thereof;

FIG. 5 is a right side view thereof;

FIG. 6 is a top plan view of thereof; and,

FIG. 7 is a bottom plan view thereof.

(30) **Foreign Application Priority Data**

Mar. 9, 2010 (EM) 001679010

The broken line in the drawing views is included to show
unclaimed environment only and forms no part of the claimed
design.

(51) **LOC (9) Cl.** **13-03**

(52) **U.S. Cl.** **D13/133; D13/147**

(58) **Field of Classification Search** D13/133,
D13/146, 147, 154, 184, 199; 439/82, 83,
439/409, 412, 413, 567, 636, 660, 692, 709,

1 Claim, 6 Drawing Sheets

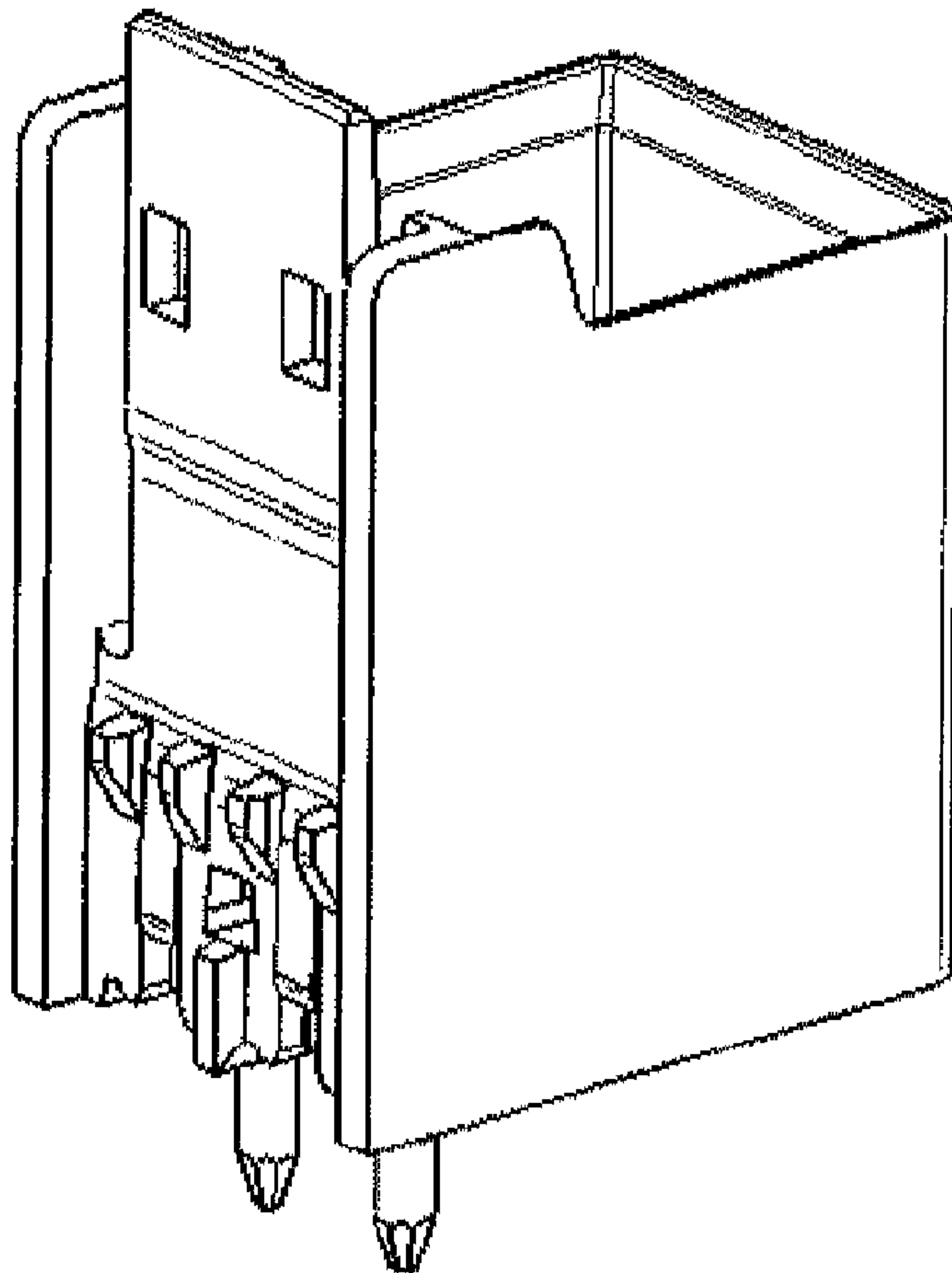


FIGURE 1




FIGURE 2

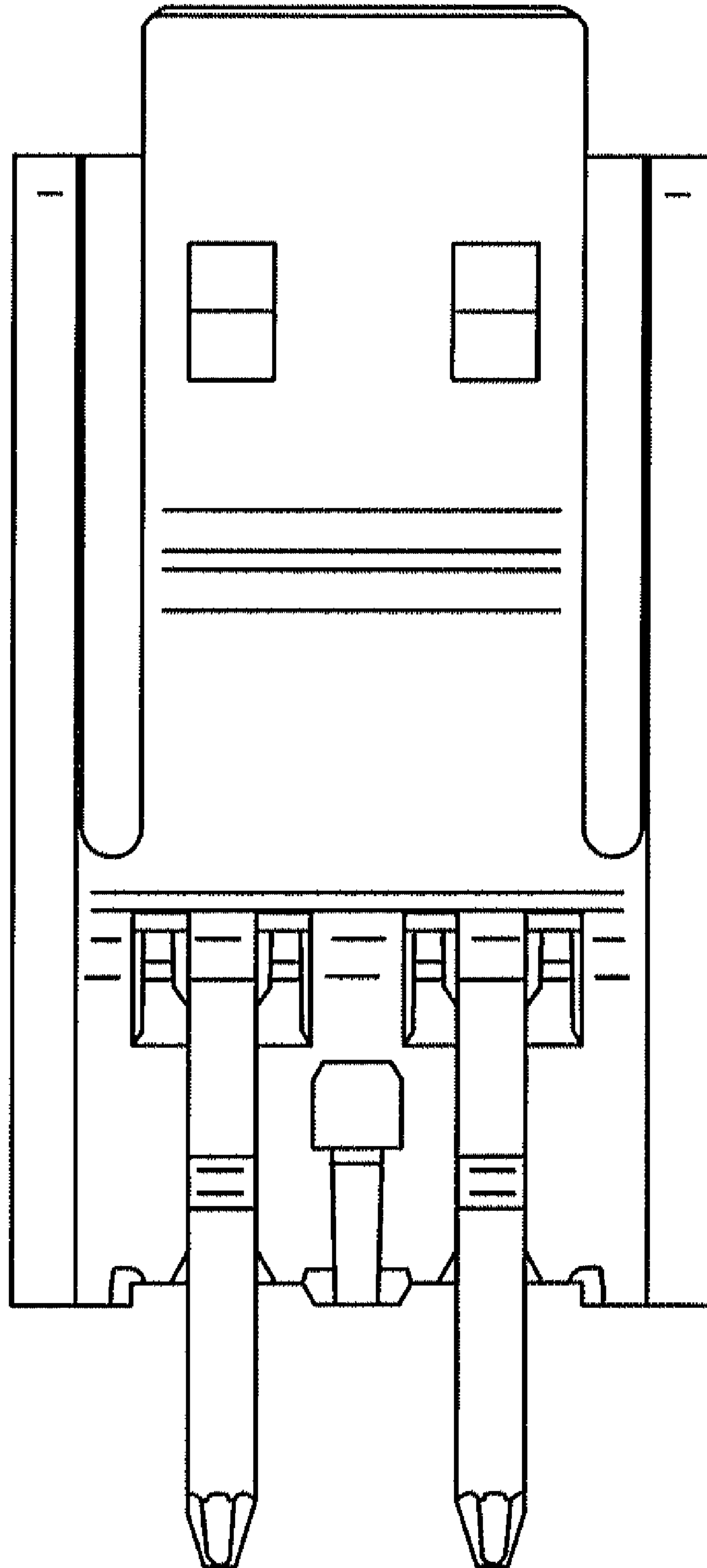


FIGURE 3




FIGURE 4




FIGURE 5




FIGURE 6




FIGURE 7

