

US00D676354S

(12) **United States Design Patent**  
**Yancey**

(10) **Patent No.:** **US D676,354 S**

(45) **Date of Patent:** **\*\* Feb. 19, 2013**

(54) **RIBBON**

(76) **Inventor:** **Kirk D. Yancey**, Capitol Heights, MD  
(US)

(\*\*) **Term:** **14 Years**

(21) **Appl. No.:** **29/416,309**

(22) **Filed:** **Mar. 21, 2012**

(51) **LOC (9) Cl.** ..... **11-02**

(52) **U.S. Cl.** ..... **D11/133**

(58) **Field of Classification Search** ..... D11/1-7,  
D11/9, 13-14, 16-17, 26, 40-44, 46, 48-49,  
D11/53, 56-57, 61, 66, 69, 74-77, 79, 80-92,  
D11/95-101, 103, 105, 108, 116, 131-135,  
D11/157, 164, 184; 63/1.11, 1.16, 3, 13,  
63/14.1, 15, 15.1-15.4, 18-20, 23, 26-28,  
63/32-33, DIG. 3; D20/10, 29-31; D21/632

See application file for complete search history.

(56) **References Cited**

**U.S. PATENT DOCUMENTS**

D392,912 S *	3/1998	Roos et al.	.....	D11/81
D394,822 S *	6/1998	Swenson et al.	.....	D11/77
D455,978 S *	4/2002	Brown	.....	D11/98
D525,520 S *	7/2006	Martin	.....	D8/356
D525,897 S *	8/2006	Raiman	.....	D11/66
D526,886 S *	8/2006	Kramer	.....	D8/356
D533,050 S *	12/2006	Kelleghan	.....	D8/356
D544,914 S *	6/2007	Blagrove	.....	D19/2
D561,255 S *	2/2008	Oas	.....	D19/65
D569,920 S *	5/2008	Falah	.....	D21/440
D570,611 S *	6/2008	Samerdyke et al.	.....	D6/303

D572,126 S *	7/2008	Tomaka	.....	D8/395
D585,196 S *	1/2009	Bundrick	.....	D3/318
D590,885 S *	4/2009	Love	.....	D19/65
D610,482 S *	2/2010	Shaw	.....	D11/81
D639,700 S *	6/2011	Adams et al.	.....	D11/95
D641,660 S *	7/2011	Cavness	.....	D11/157
D656,067 S *	3/2012	Dunn	.....	D11/184
D666,938 S *	9/2012	Dunn	.....	D11/184

\* cited by examiner

*Primary Examiner* — T. Chase Nelson

*Assistant Examiner* — Michelle E Wilson

(74) *Attorney, Agent, or Firm* — QuickPatents; Kevin Prince

(57) **CLAIM**

I claim the ornamental design for a ribbon, as shown and described.

**DESCRIPTION**

FIG. 1 is a perspective view of a ribbon, showing my new design;

FIG. 2 is a left-side elevational view thereof, the right-side elevational view being a mirror image thereof;

FIG. 3 is a front elevational view thereof;

FIG. 4 is a top plan view thereof;

FIG. 5 is a rear elevational view thereof; and,

FIG. 6 is a bottom plan view thereof.

The broken lines showing text in FIGS. 1 and 3 depict environmental matter and form no part of the claimed design. The shading depicts a contrasting color with the border of the design.

**1 Claim, 3 Drawing Sheets**

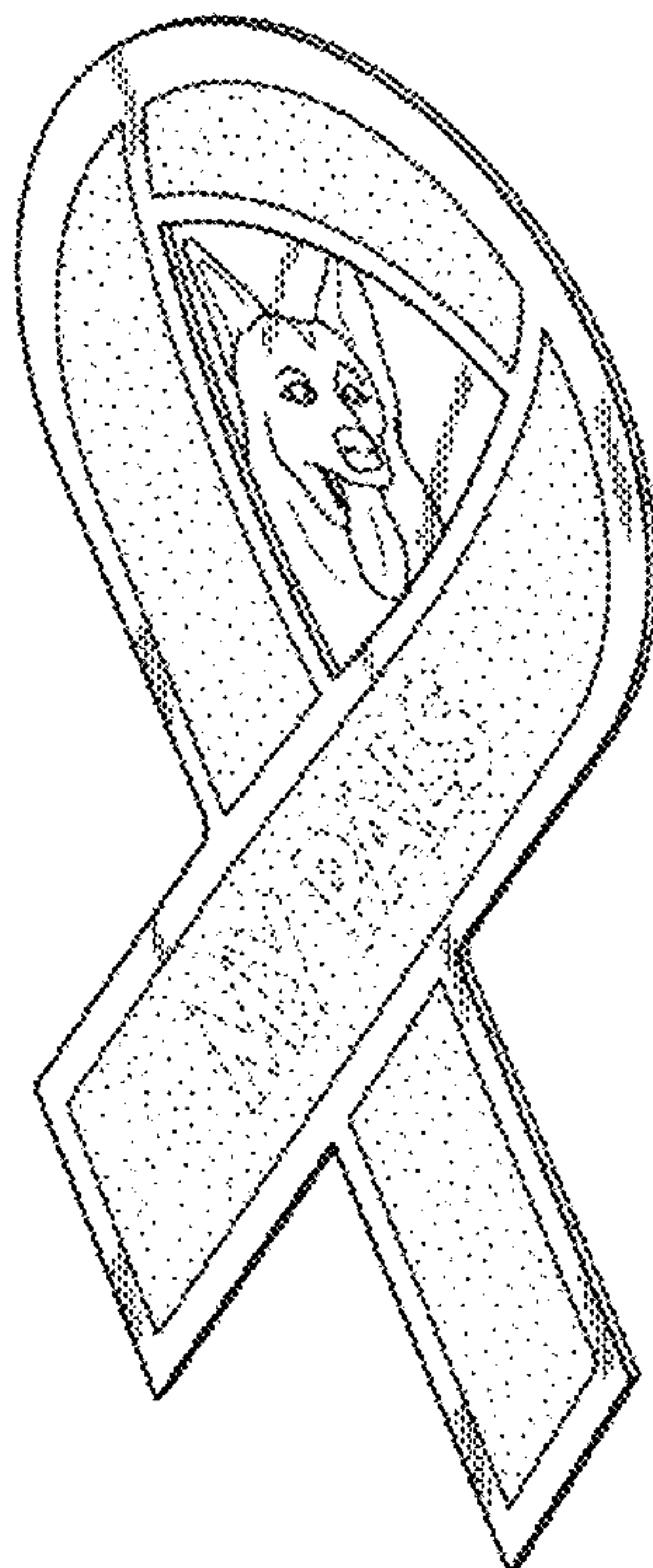


FIG. 1

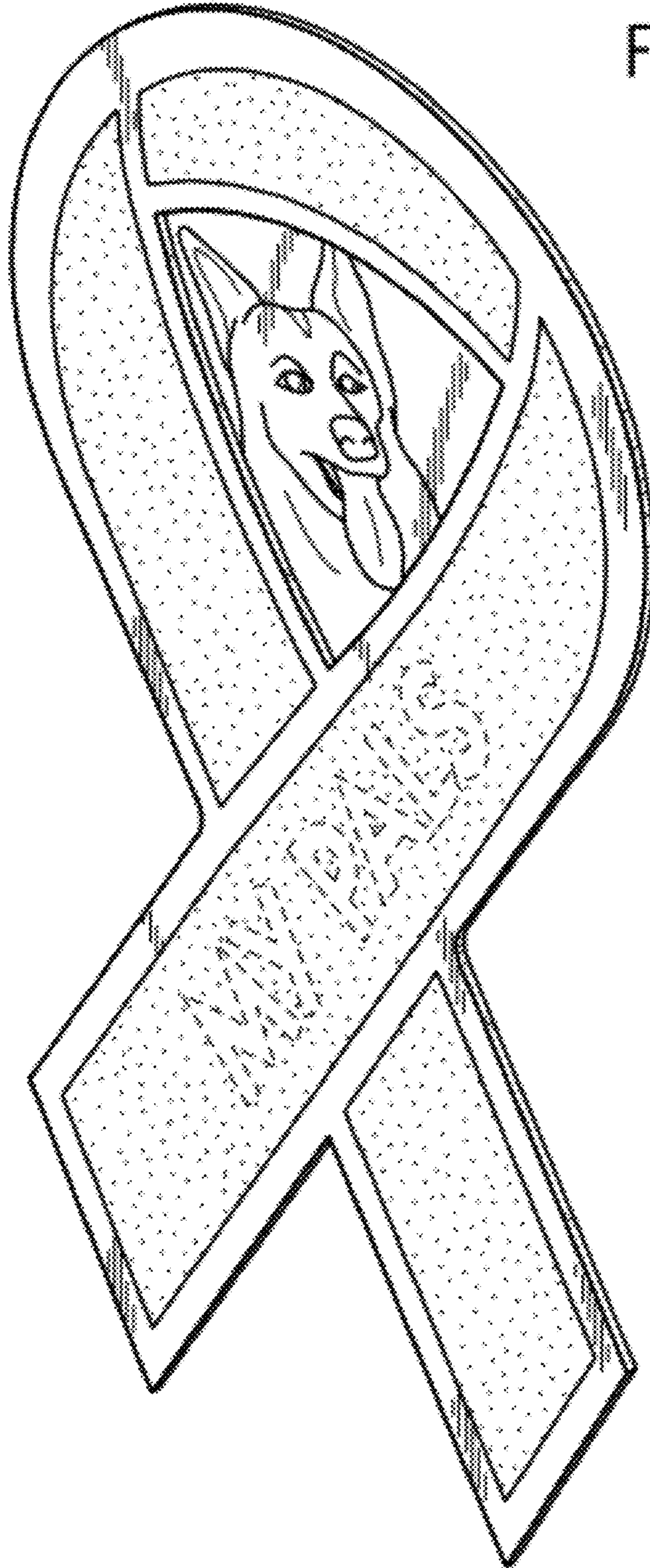


FIG. 2





FIG. 3



FIG. 4




FIG. 5

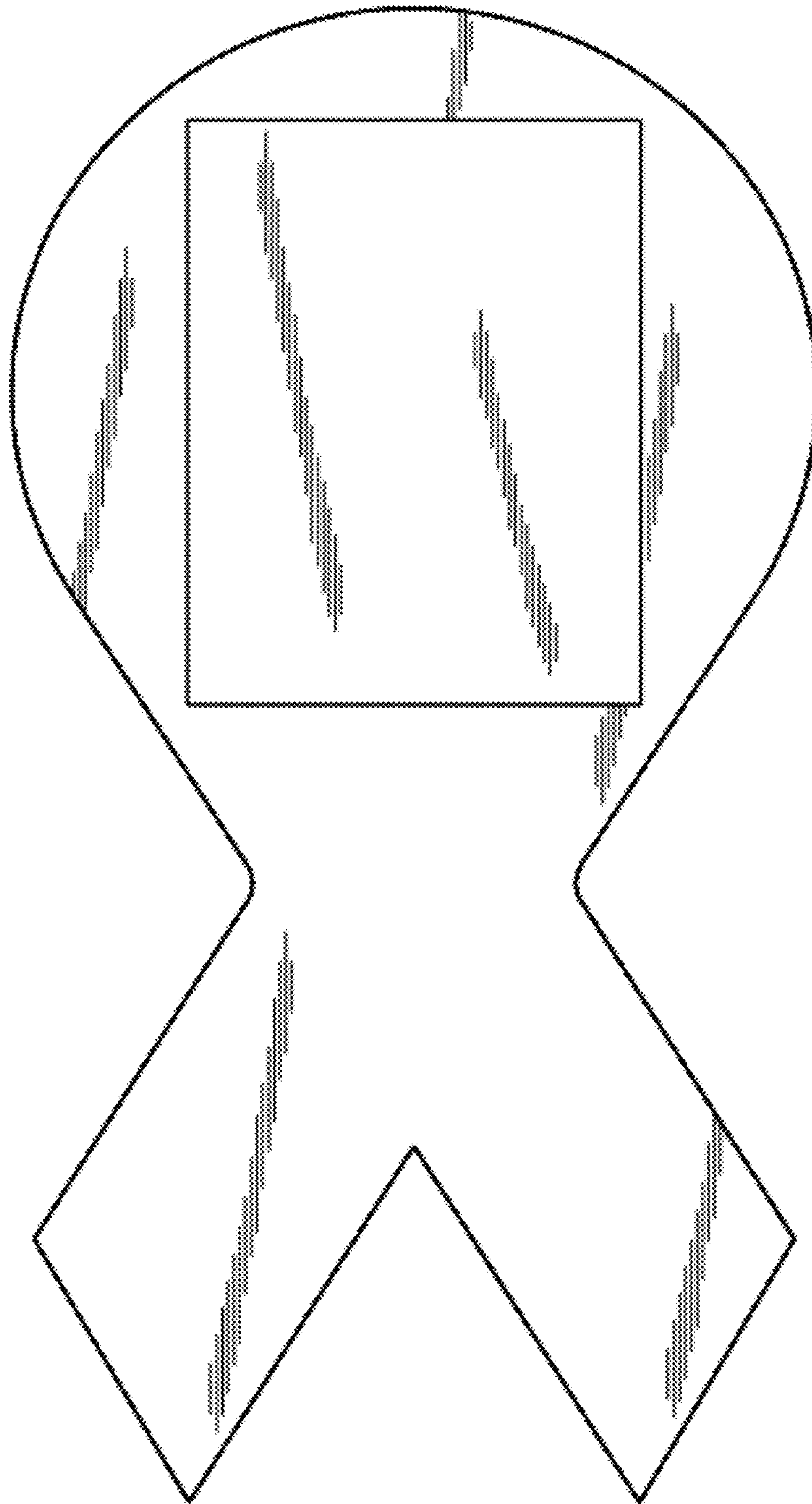


FIG. 6

