



US00D676330S

(12) **United States Design Patent**
Nanda

(10) **Patent No.:** **US D676,330 S**

(45) **Date of Patent:** **** Feb. 19, 2013**

(54) **BOTTLE**

(75) Inventor: **Puneet Nanda**, Cerritos, CA (US)

(73) Assignee: **Dr. Fresh, LLC**, Buena Park, CA (US)

(**) Term: **14 Years**

(21) Appl. No.: **29/393,736**

(22) Filed: **Jun. 8, 2011**

(51) **LOC (9) Cl.** **09-01**

(52) **U.S. Cl.** **D9/542; D9/563; D9/571; D9/574**

(58) **Field of Classification Search** D9/516,
D9/530, 541-546, 548-549, 550, 558, 563,
D9/571, 574-575, 682, 685, 693-694; 215/379,
215/381-384

See application file for complete search history.

D258,569 S *	3/1981	Grip	D9/574 X
D296,669 S *	7/1988	Neu	D9/571
D310,964 S *	10/1990	Weckman	D9/542
5,101,990 A *	4/1992	Krishnakumar et al.	215/383
D334,711 S *	4/1993	Ekuan	D9/548 X
D379,593 S *	6/1997	Gaeta et al.	D9/574 X
D412,851 S *	8/1999	Nosella	D9/544 X
D419,077 S *	1/2000	Sultan	D9/574 X
D480,002 S *	9/2003	Canepa	D9/571 X
D555,500 S *	11/2007	Johnston et al.	D9/571 X
D641,247 S *	7/2011	Kuzma et al.	D9/542 X

* cited by examiner

Primary Examiner — Carol P Rademaker

(74) *Attorney, Agent, or Firm* — Snell & Wilmer, LLP

(57) **CLAIM**

I claim the ornamental design for a bottle, as shown and described.

(56) **References Cited**

U.S. PATENT DOCUMENTS

D209,102 S *	10/1967	Linn, Jr.	D9/542
D212,277 S *	9/1968	Heintze	D9/563
D216,584 S *	2/1970	Hills	D9/550 X
D217,587 S *	5/1970	Douglas	D9/548
D219,427 S *	12/1970	Rieb	D9/563
D222,610 S *	11/1971	Plummer	D9/542
D223,083 S *	3/1972	Plummer	D9/563
D228,343 S *	9/1973	Kretz	D9/563
D234,493 S *	3/1975	Schweizer	D9/558
D236,801 S *	9/1975	Waring	D9/563
D237,461 S *	11/1975	Kretz	D9/545
D241,318 S *	9/1976	Lewman	D9/575 X
D246,505 S *	11/1977	Veasy	D9/668
D257,827 S *	1/1981	Strand et al.	D9/529 X
D257,828 S *	1/1981	Strand et al.	D9/563

DESCRIPTION

FIG. 1 is a top, front, right side perspective view of a bottle showing my new design;

FIG. 2 is a front elevational view thereof;

FIG. 3 is a rear elevational view thereof;

FIG. 4 is a left side elevational view thereof;

FIG. 5 is a top plan view thereof; and,

FIG. 6 is a bottom plan view thereof.

The broken lines showing of a closure and of the central portion of the bottom surface are included for the purpose of illustrating environmental structure and form no part of the claimed design.

1 Claim, 4 Drawing Sheets






FIG. 1

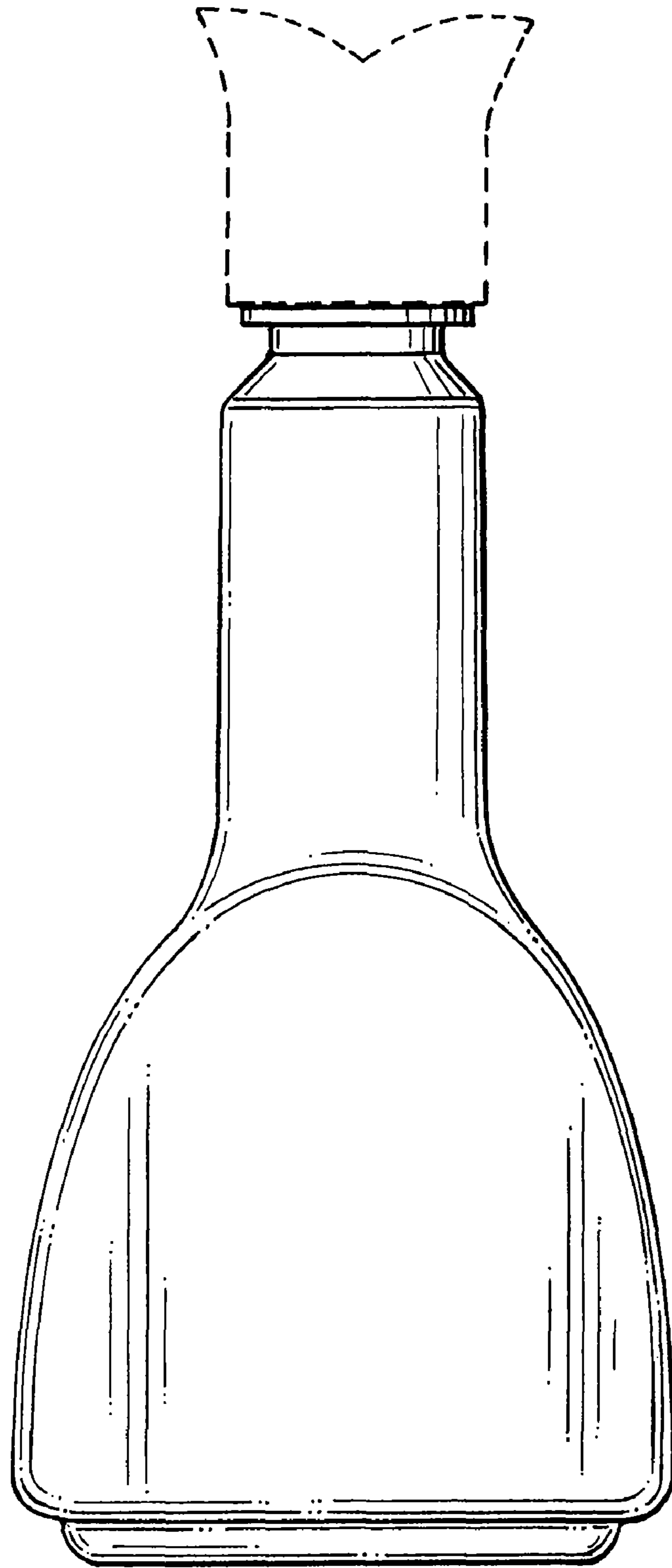


FIG. 2

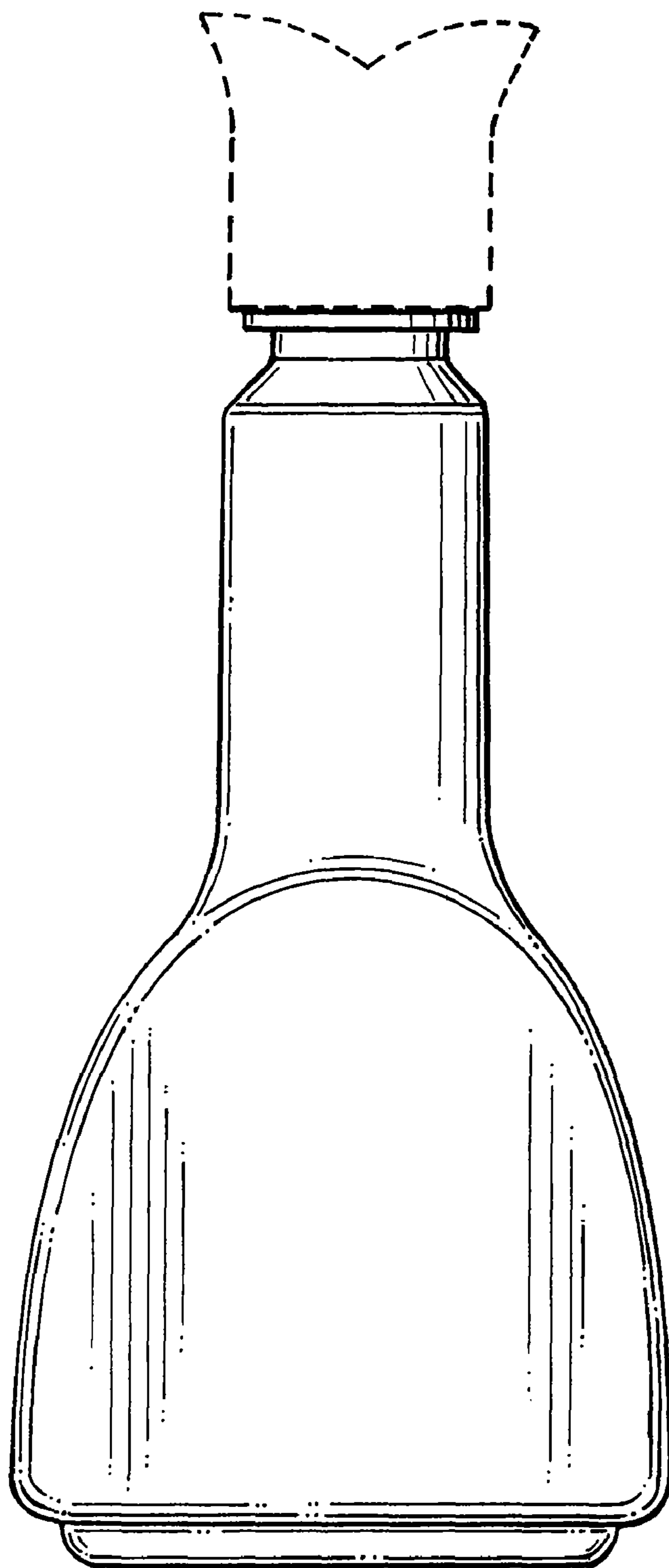


FIG. 3

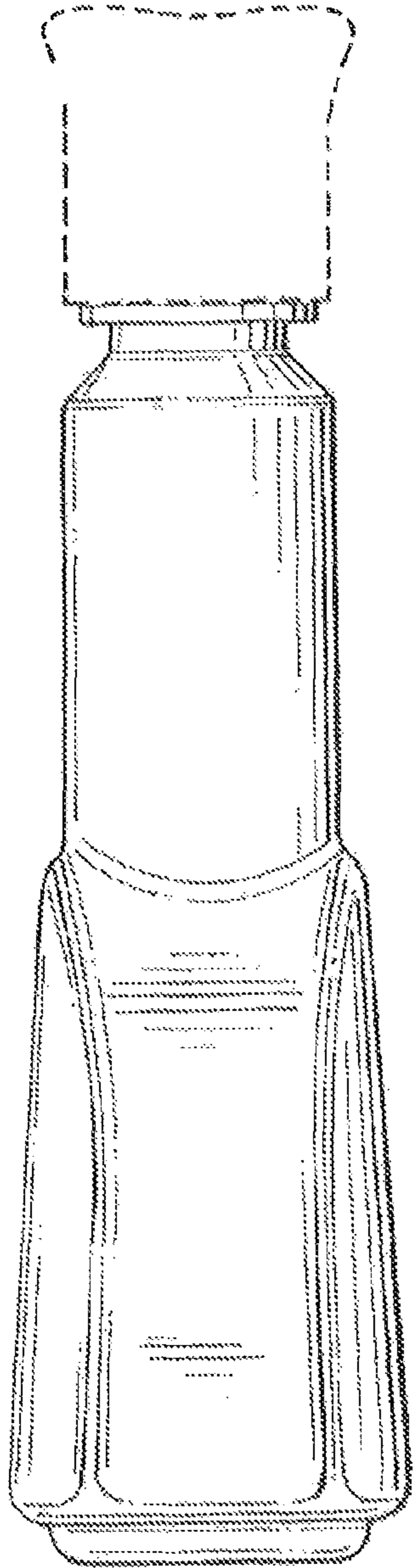


FIG. 4

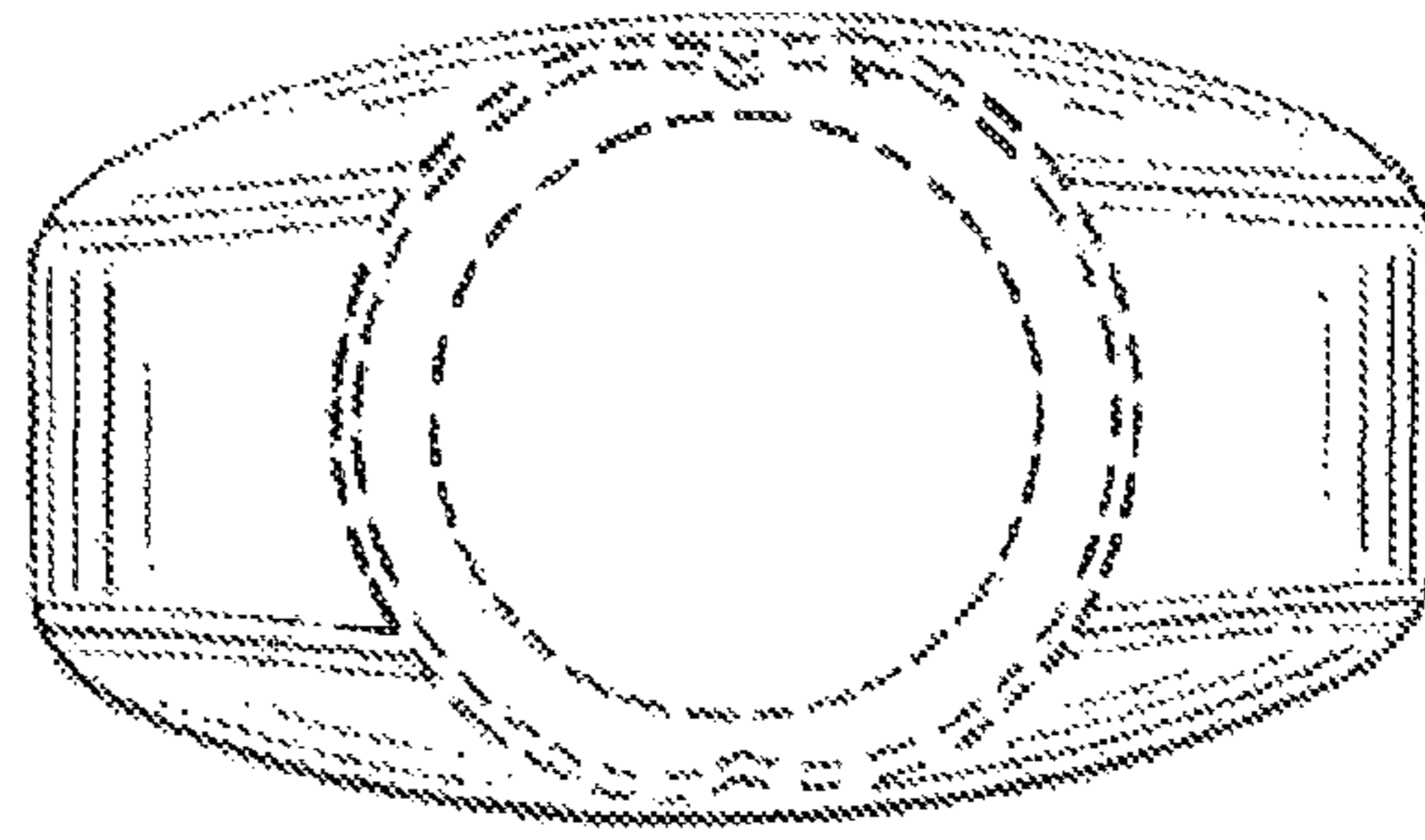


FIG. 5

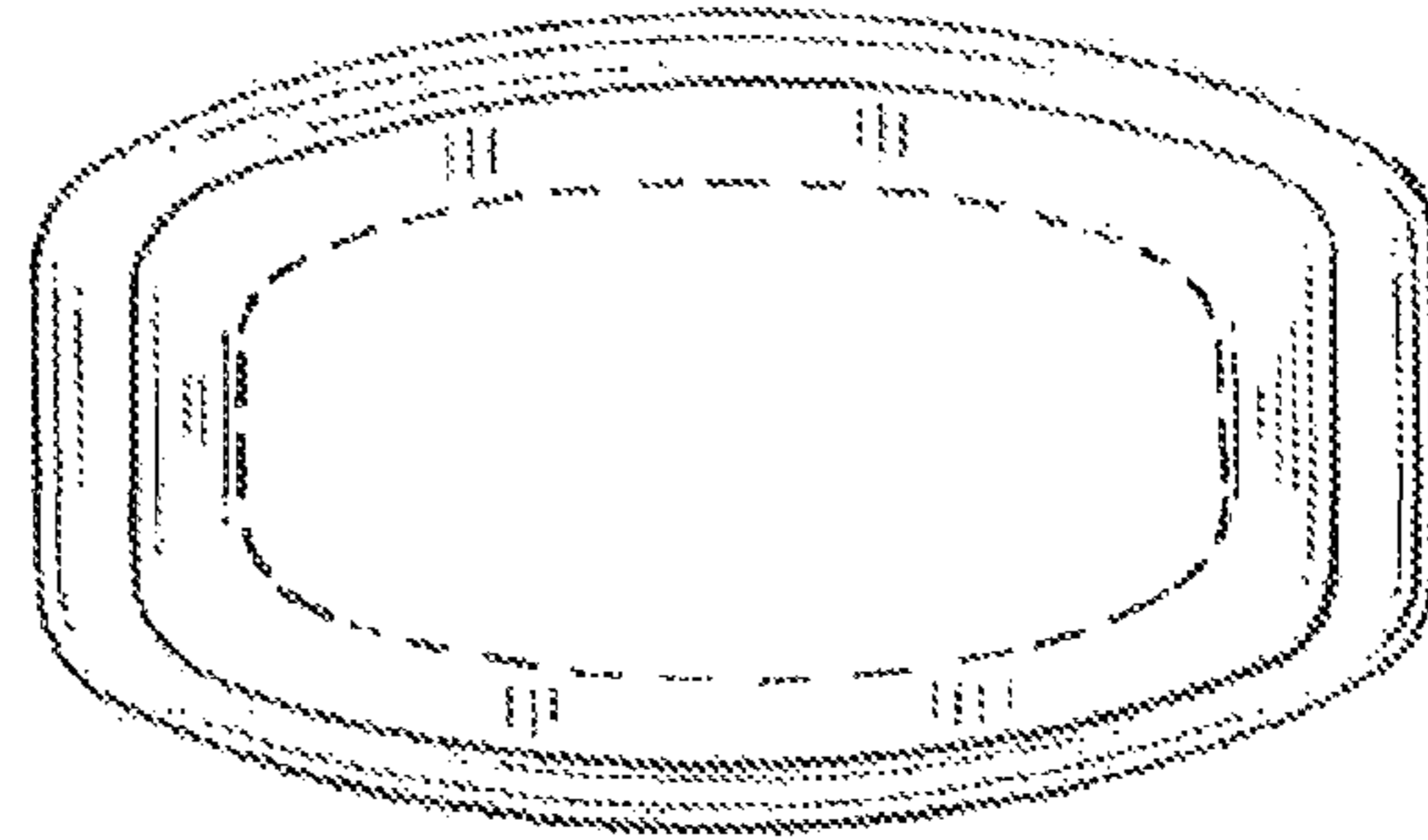


FIG. 6