



US00D676315S

(12) **United States Design Patent**  
**Widdison**

(10) **Patent No.:** **US D676,315 S**

(45) **Date of Patent:** **\*\* Feb. 19, 2013**

(54) **CONTAINER**

(75) Inventor: **Leon Widdison**, Laufen (DE)

(73) Assignee: **WIBERG Besitz GmbH**, Salzburg (AT)

(\*\*) Term: **14 Years**

(21) Appl. No.: **29/406,550**

(22) Filed: **Nov. 16, 2011**

(30) **Foreign Application Priority Data**

Aug. 24, 2011 (EM) ..... 001907775-0001

(51) **LOC (9) Cl.** ..... **09-03**

(52) **U.S. Cl.** ..... **D9/420**

(58) **Field of Classification Search** ..... D9/417,  
D9/420, 423; D3/257; D7/629; D28/76,  
D28/77; D34/11; 222/556; 229/225-234,  
229/125.09; 206/37, 540, 564, 566; 220/254.3,  
220/259.1, 713, 819

See application file for complete search history.

(56) **References Cited**

**U.S. PATENT DOCUMENTS**

D249,469 S \* 9/1978 Russert ..... D9/423  
D349,644 S \* 8/1994 Miyairi et al. .... D3/203.2  
D389,053 S \* 1/1998 Sherman et al. .... D28/66  
D540,161 S \* 4/2007 Terrasi ..... D9/417

D545,186 S \* 6/2007 Liebe et al. .... D9/420  
D549,573 S \* 8/2007 Liebe et al. .... D9/420  
D573,889 S \* 7/2008 Short et al. .... D9/529  
D598,739 S \* 8/2009 Jimenez et al. .... D9/420  
D606,854 S \* 12/2009 Greenhalgh ..... D9/420  
D628,469 S \* 12/2010 Taylor et al. .... D9/420  
2012/0018438 A1 \* 1/2012 Widdison ..... 220/663

\* cited by examiner

*Primary Examiner* — Thomas Johannes

(74) *Attorney, Agent, or Firm* — Collard & Roe, P.C.

(57) **CLAIM**

The ornamental design for a container, as shown and described.

**DESCRIPTION**

FIG. 1 is a front, top and side perspective view of my design for a container, with the top in a raised position;

FIG. 2 is a front, top and side perspective view thereof with the top in a lowered position;

FIG. 3 is a front view thereof;

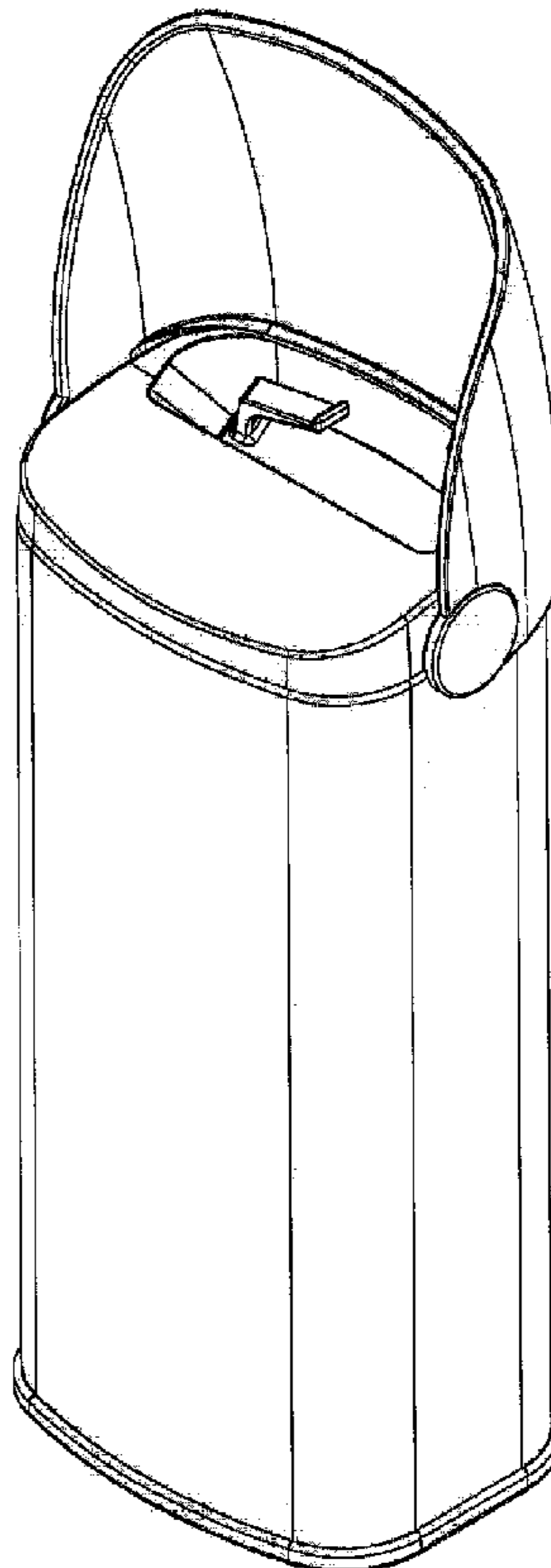
FIG. 4 is a top view thereof;

FIG. 5 is a side view thereof, with the top in a raised position; and,

FIG. 6 is the same side view thereof with the top in a lowered position.

The opposite side view is a mirror image of the views shown in FIGS. 5 and 6.

**1 Claim, 6 Drawing Sheets**



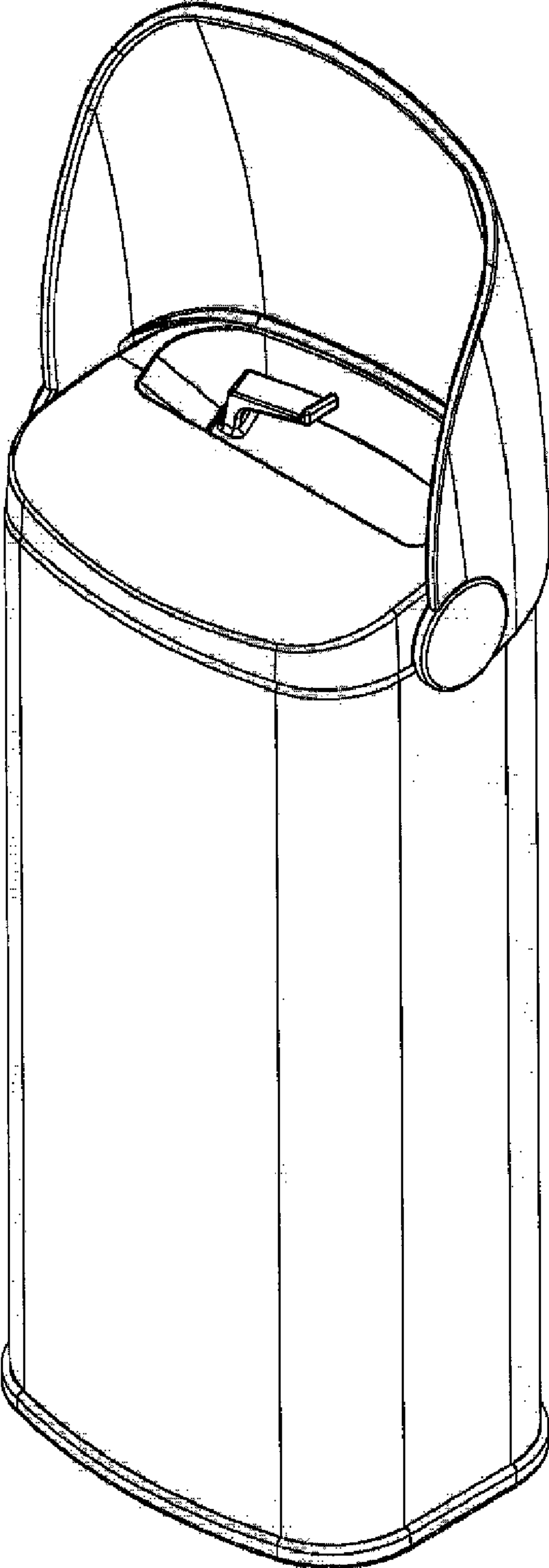


FIG. 1

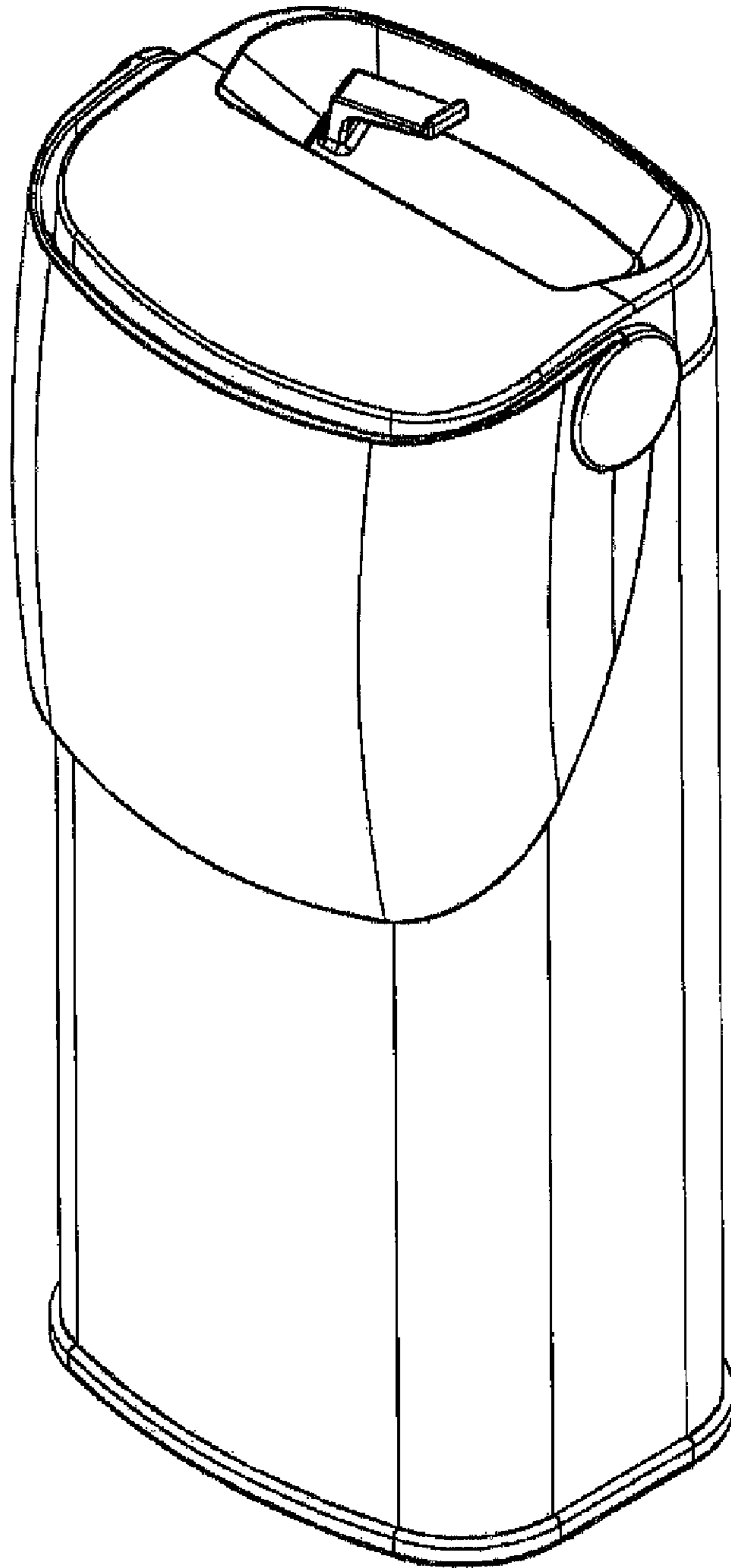


FIG. 2

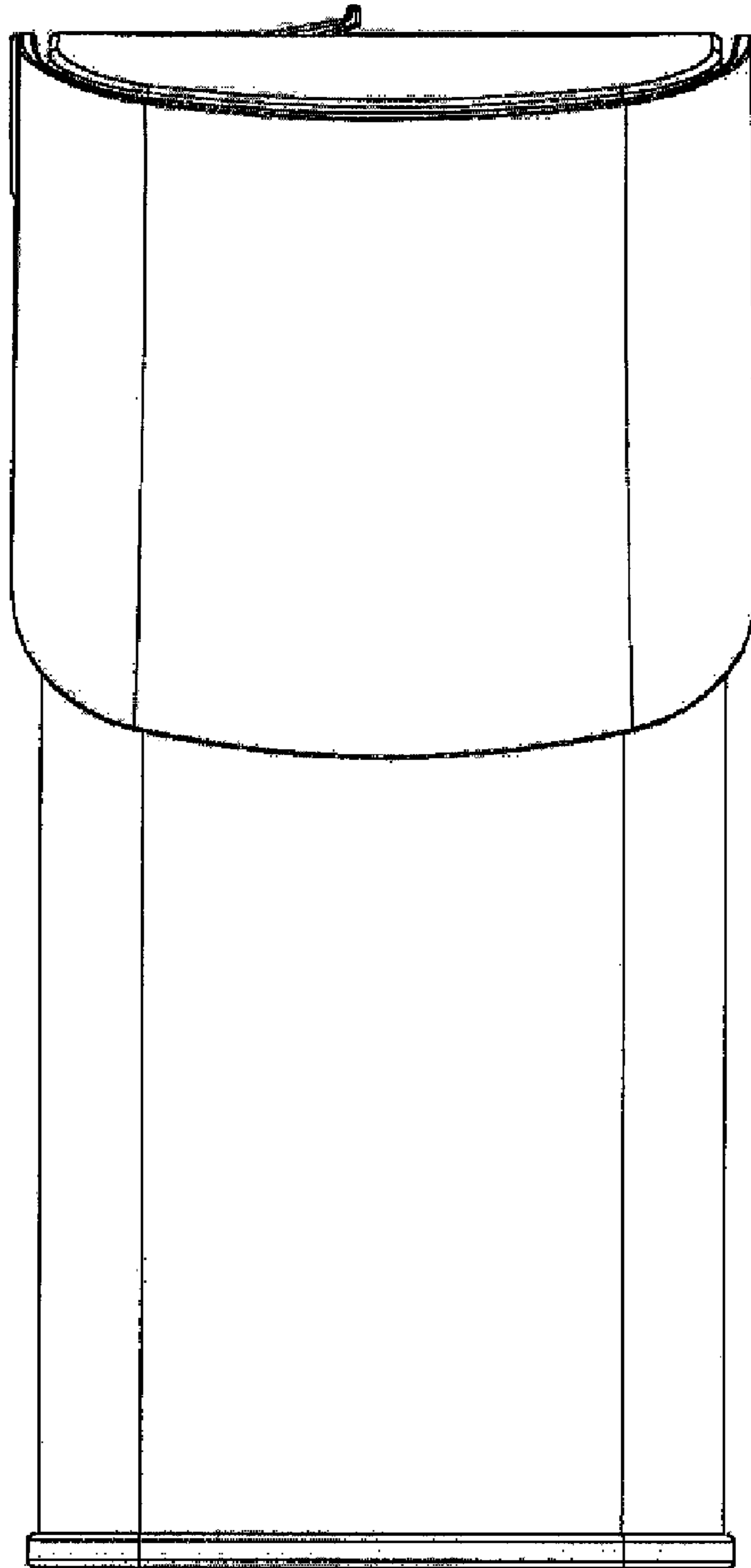


FIG. 3

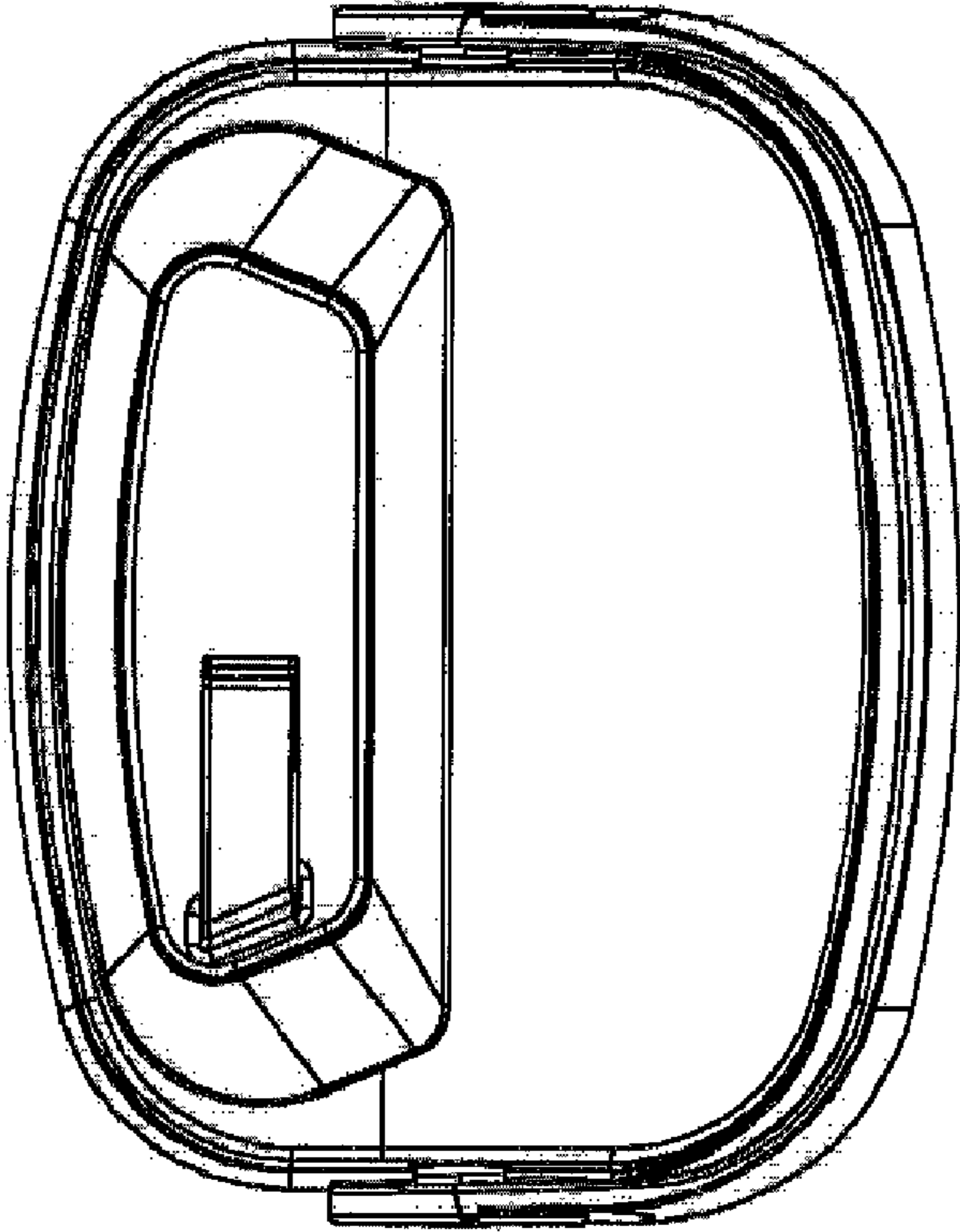


FIG. 4




FIG. 5

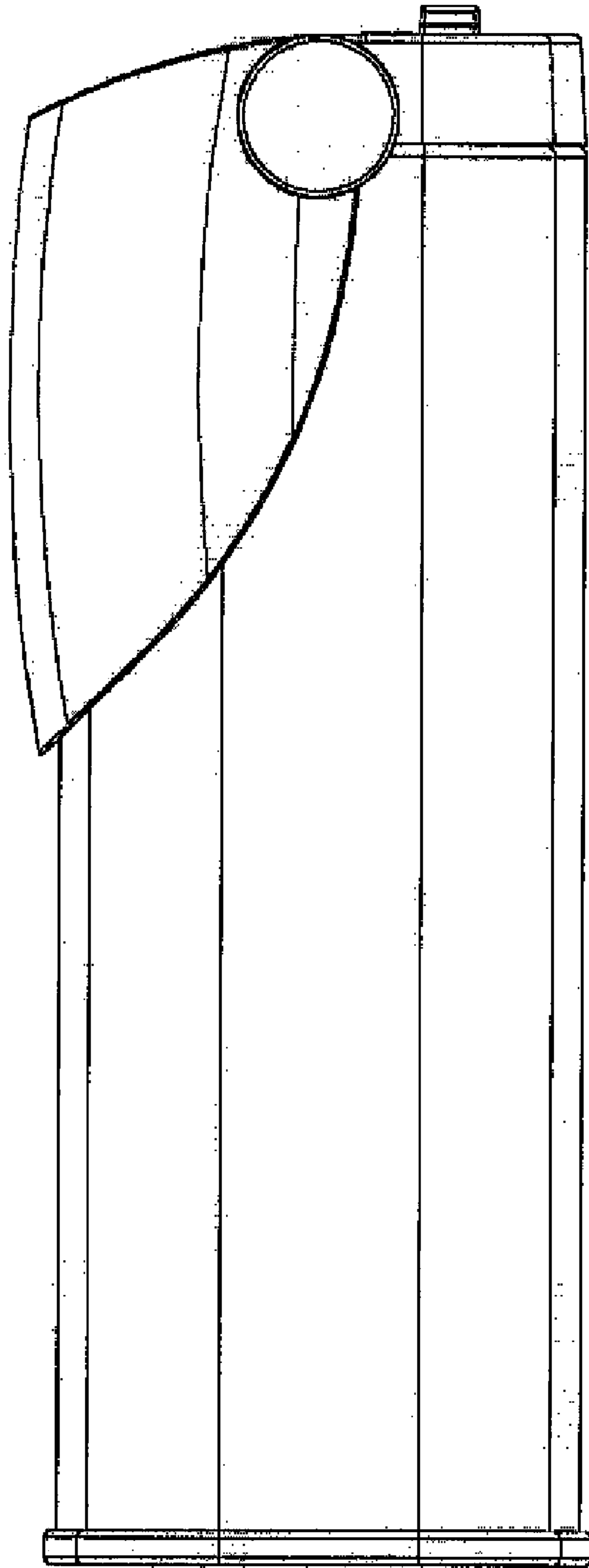


FIG. 6