



US00D676314S

(12) **United States Design Patent**
Cude

(10) **Patent No.:** **US D676,314 S**

(45) **Date of Patent:** **** Feb. 19, 2013**

(54) **CLIP FOR RECEIVING A TUBE USED TO PACKAGE A SURGICAL DEVICE**

(75) Inventor: **J. Michael Cude**, College Grove, TN (US)

(73) Assignee: **Coeur, Inc.**, Lebanon, TN (US)

(**) Term: **14 Years**

(21) Appl. No.: **29/403,527**

(22) Filed: **Oct. 7, 2011**

(51) **LOC (9) Cl.** **08-08**

(52) **U.S. Cl.** **D8/396**

(58) **Field of Classification Search** D8/354,
D8/356, 371, 394-396; D19/65, 86; D24/128;
248/74.2, 215, 227.1, 49, 300, 301, 316.7,
248/51, 489; 24/570, 3.12; D3/203.2, 203.3;
D21/392

See application file for complete search history.

(56) **References Cited**

U.S. PATENT DOCUMENTS

268,407	A *	12/1882	Hughes	606/203
1,816,301	A *	7/1931	Sundell	24/339
2,366,041	A *	12/1944	Morchouse	248/74.3
3,421,187	A *	1/1969	Ryder	403/391
3,521,332	A *	7/1970	Kramer	403/188
3,526,934	A *	9/1970	Owen, Sr.	285/154.1
3,636,595	A	1/1972	Wines	
3,894,706	A	7/1975	Mizusawa	
4,024,604	A *	5/1977	Klimek et al.	24/16 R
4,089,087	A *	5/1978	Heitman	285/124.2
4,478,381	A *	10/1984	Pittion et al.	248/71
D281,894	S *	12/1985	Bechtel	D22/108
4,637,097	A	1/1987	Secord	
4,653,716	A *	3/1987	Sakaguchi	248/316.5
D291,728	S *	9/1987	Hoyt	D24/130
4,707,906	A *	11/1987	Posey	29/453
4,832,269	A	5/1989	Carroll	
4,917,094	A	4/1990	Lynch et al.	
D311,487	S *	10/1990	Platt	D8/396
D328,485	S *	8/1992	Crowley	D22/109
5,209,441	A *	5/1993	Satoh	248/74.2
5,263,671	A	11/1993	Baum	

5,363,539	A	11/1994	Tisol	
5,366,444	A	11/1994	Martin	
D369,740	S *	5/1996	Phillips	D8/396
D375,890	S *	11/1996	Takai	D8/380
5,669,590	A	9/1997	Przewodek	
5,827,441	A *	10/1998	Solbjorg	249/91
D406,749	S *	3/1999	Selk	D8/356
6,047,825	A	4/2000	Samuels	
6,053,313	A	4/2000	Farrell et al.	
6,405,414	B1 *	6/2002	Byrnes et al.	24/339
D459,977	S	7/2002	Byrnes et al.	
7,172,162	B2	2/2007	Mizukoshi et al.	
D540,157	S *	4/2007	Nagle	D8/396
D568,254	S *	5/2008	Patchett et al.	D13/155
7,661,631	B2 *	2/2010	Ibaraki	248/73
D631,740	S *	2/2011	Wood	D8/396
D639,892	S *	6/2011	Hendricks	D22/109
7,959,113	B2 *	6/2011	Vermeer et al.	248/49
D647,788	S *	11/2011	Weaver et al.	D8/396
8,177,736	B2 *	5/2012	Kopperschmidt	604/6.16

FOREIGN PATENT DOCUMENTS

GB 717809 11/1954

* cited by examiner

Primary Examiner — John Windmuller

(74) *Attorney, Agent, or Firm* — Shannon V. McCue; Hahn Loeser & Parks LLP

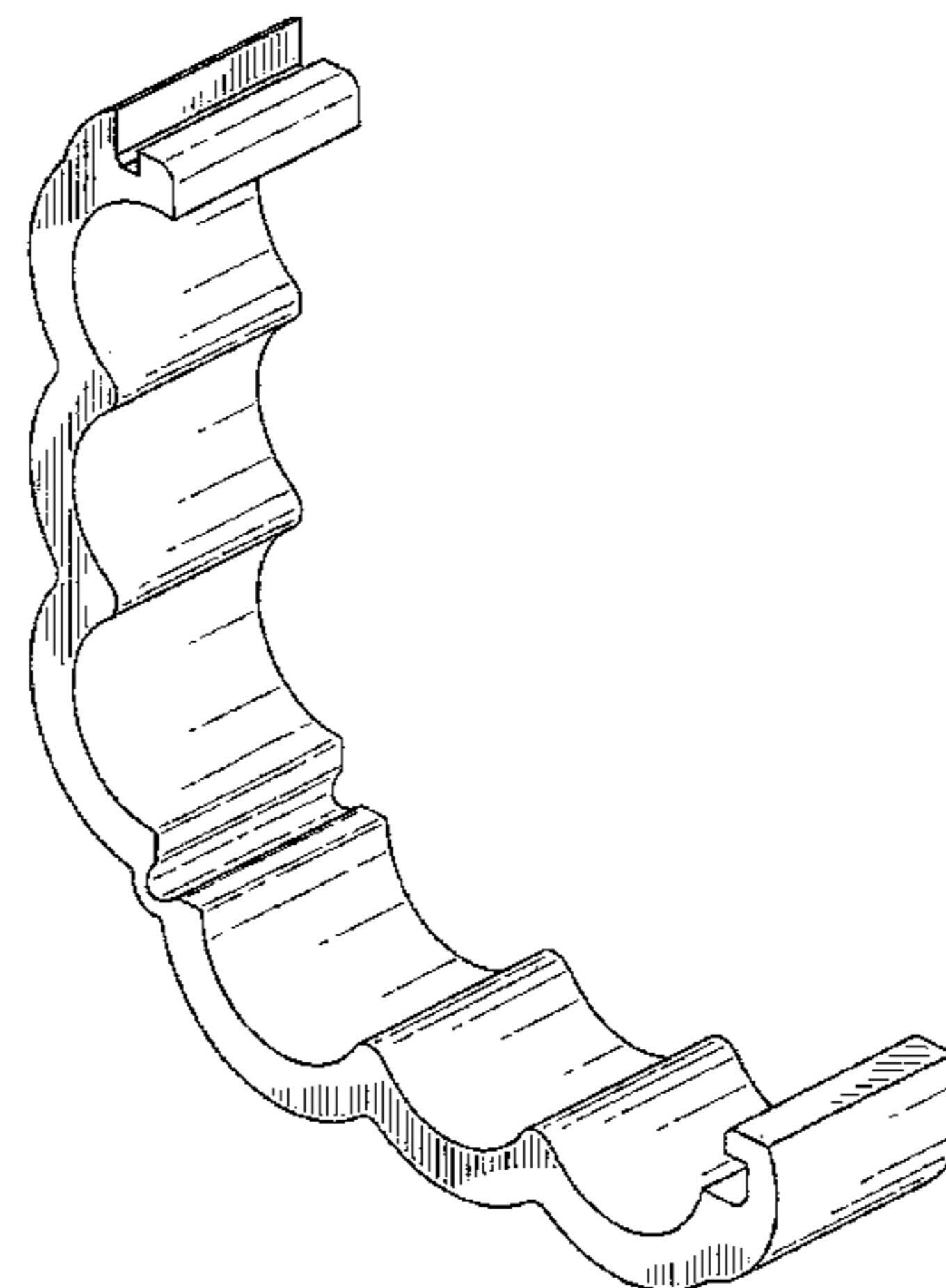
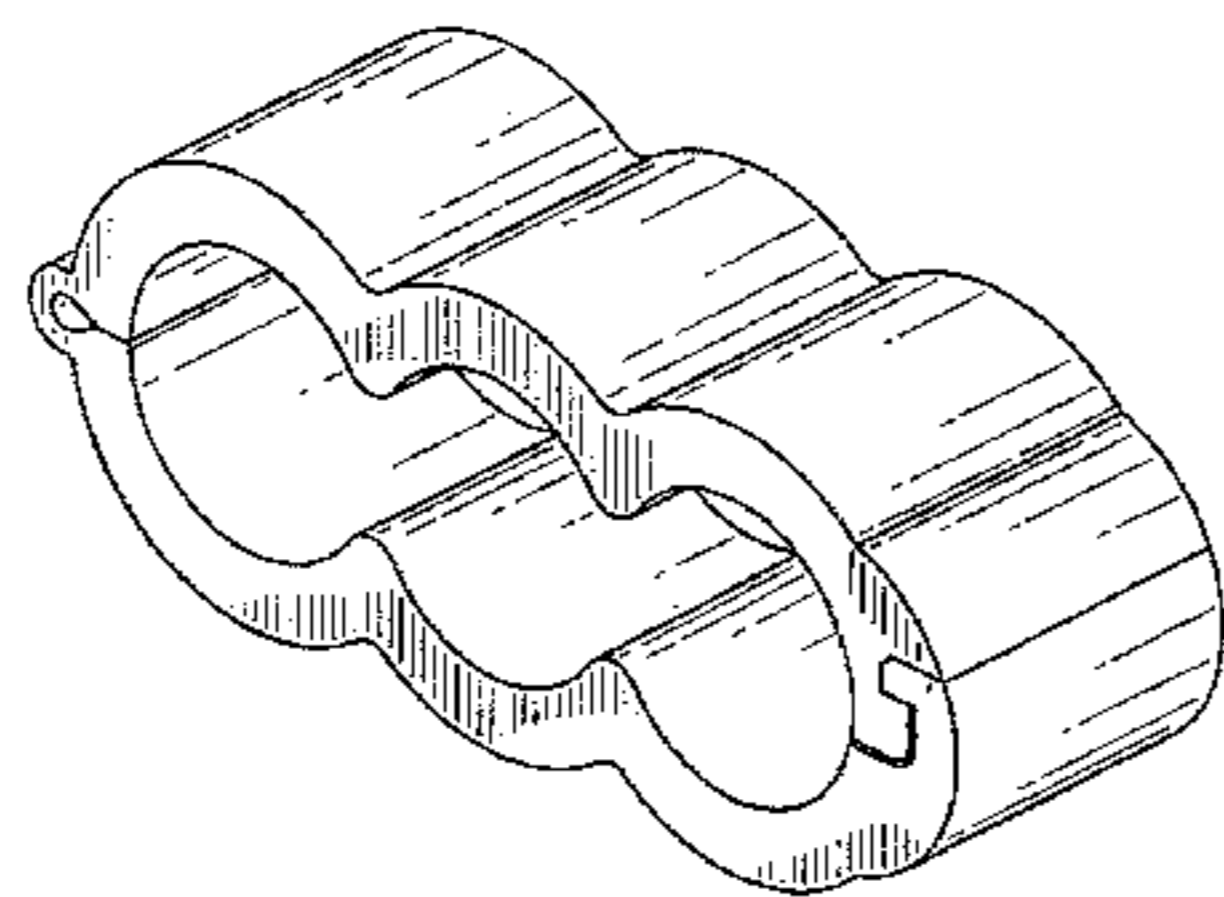
(57) **CLAIM**

The ornamental design for a clip for receiving a tube used to package a surgical device, as shown and described.

DESCRIPTION

FIG. 1 is a front perspective view of a clip for receiving a tube used to package a surgical device showing my new design; FIG. 2 is a top plan view thereof; FIG. 3 is a front elevational view thereof; FIG. 4 is a right side elevational view; FIG. 5 is a rear elevational view; FIG. 6 is a left side elevational view; FIG. 7 is a bottom plan view thereof; and, FIG. 8 is a front perspective view of the clip shown in an open position.

1 Claim, 4 Drawing Sheets



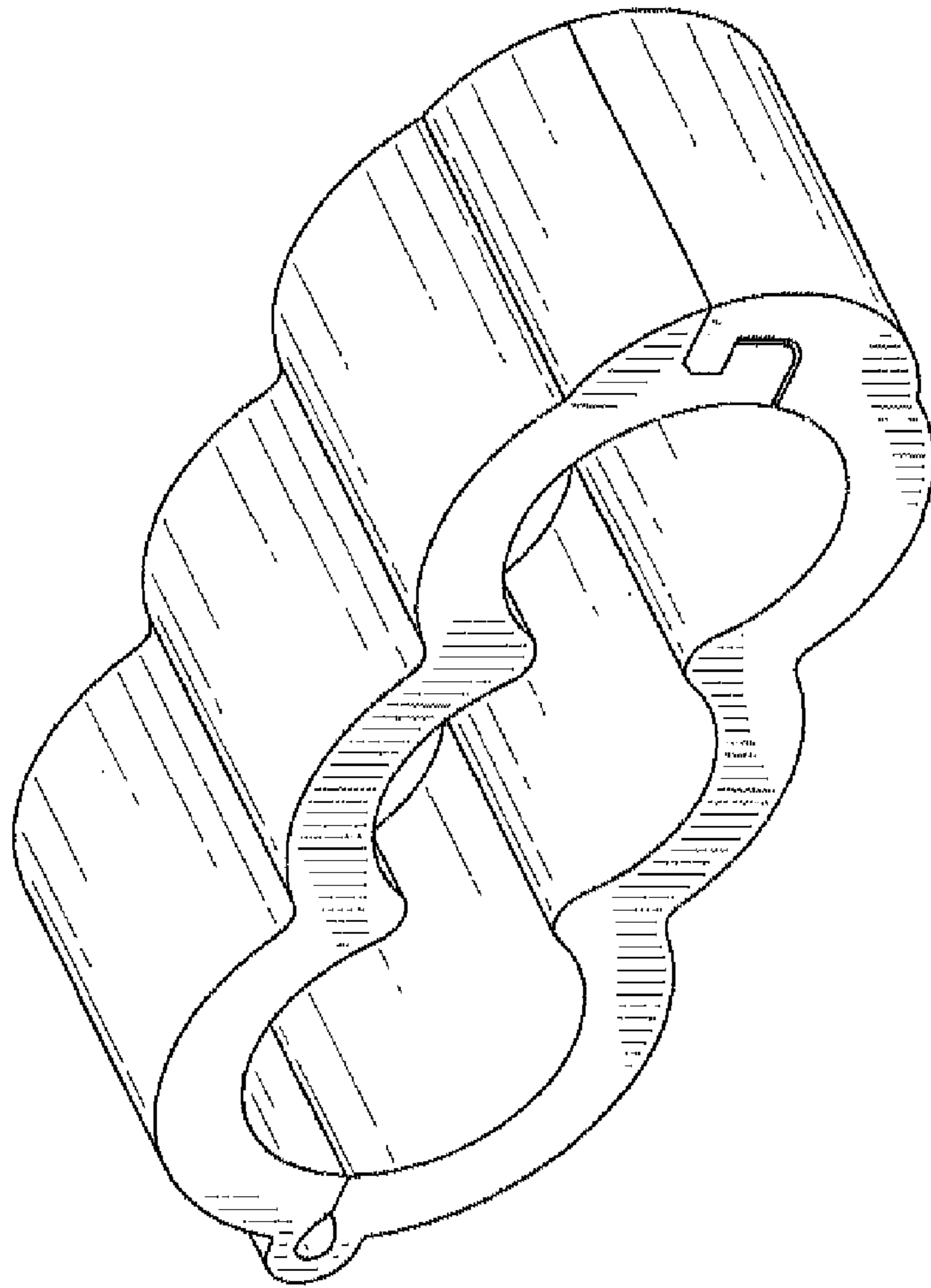


FIG-1




FIG-2




FIG-3




FIG-4




FIG-5




FIG-6




FIG-7

FIG-8

