



US00D676303S

(12) **United States Design Patent**
Kopp et al.

(10) **Patent No.:** **US D676,303 S**

(45) **Date of Patent:** **** Feb. 19, 2013**

(54) **OVERMOLDED IMPLEMENT HANDLE GRIP**

(75) Inventors: **Robert G. Kopp**, Elburn, IL (US);
Michael R. Vogler, Oswego, IL (US)

(73) Assignee: **Suncast Technologies, LLC**, Palm
Beach Gardens, FL (US)

(**) Term: **14 Years**

(21) Appl. No.: **29/406,464**

(22) Filed: **Nov. 15, 2011**

(51) **LOC (9) Cl.** **08-04**

(52) **U.S. Cl.** **D8/107**

(58) **Field of Classification Search** D8/107,
D8/303, 75, 76, 77, 80, 82, 83, DIG. 3; D4/138;
D21/775; 74/551.9, 558.5, 563; 294/54.5,
294/57; 16/110.1, 54.5, 114.1, 430

See application file for complete search history.

(56) **References Cited**

U.S. PATENT DOCUMENTS

2,469,944	A *	5/1949	Bauters	340/432
2,666,340	A *	1/1954	Hunt	74/551.9
3,016,763	A *	1/1962	Albert	74/551.9
D195,520	S *	6/1963	Miller	D21/775
D282,523	S *	2/1986	Riemann	D8/80
4,617,697	A *	10/1986	David	16/421
D296,410	S *	6/1988	Abbott	D8/10
4,934,024	A *	6/1990	Sexton	16/421
5,440,784	A *	8/1995	Hull et al.	16/430
D383,049	S *	9/1997	Concari et al.	D8/107

5,816,337	A *	10/1998	Kun-Chuan	172/372
D404,982	S *	2/1999	Fluent	D8/11
D432,381	S *	10/2000	Khachatoorian	D8/80
D444,605	S *	7/2001	Porter	D34/27
D564,329	S *	3/2008	Hsieh	D8/107
D573,351	S *	7/2008	Angers et al.	D4/138
D573,866	S *	7/2008	Smith	D8/107
D573,867	S *	7/2008	Laurino et al.	D8/107

* cited by examiner

Primary Examiner — Paula Greene

(74) *Attorney, Agent, or Firm* — McHale & Slavin, P.A.

(57) **CLAIM**

The ornamental design for an overmolded implement handle grip, as shown and described.

DESCRIPTION

FIG. 1 is a perspective view of the overmolded implement handle grip of the instant invention;

FIG. 2 is a top view thereof;

FIG. 3 is a bottom view thereof;

FIG. 4 is a left side view thereof;

FIG. 5 is a right side view thereof;

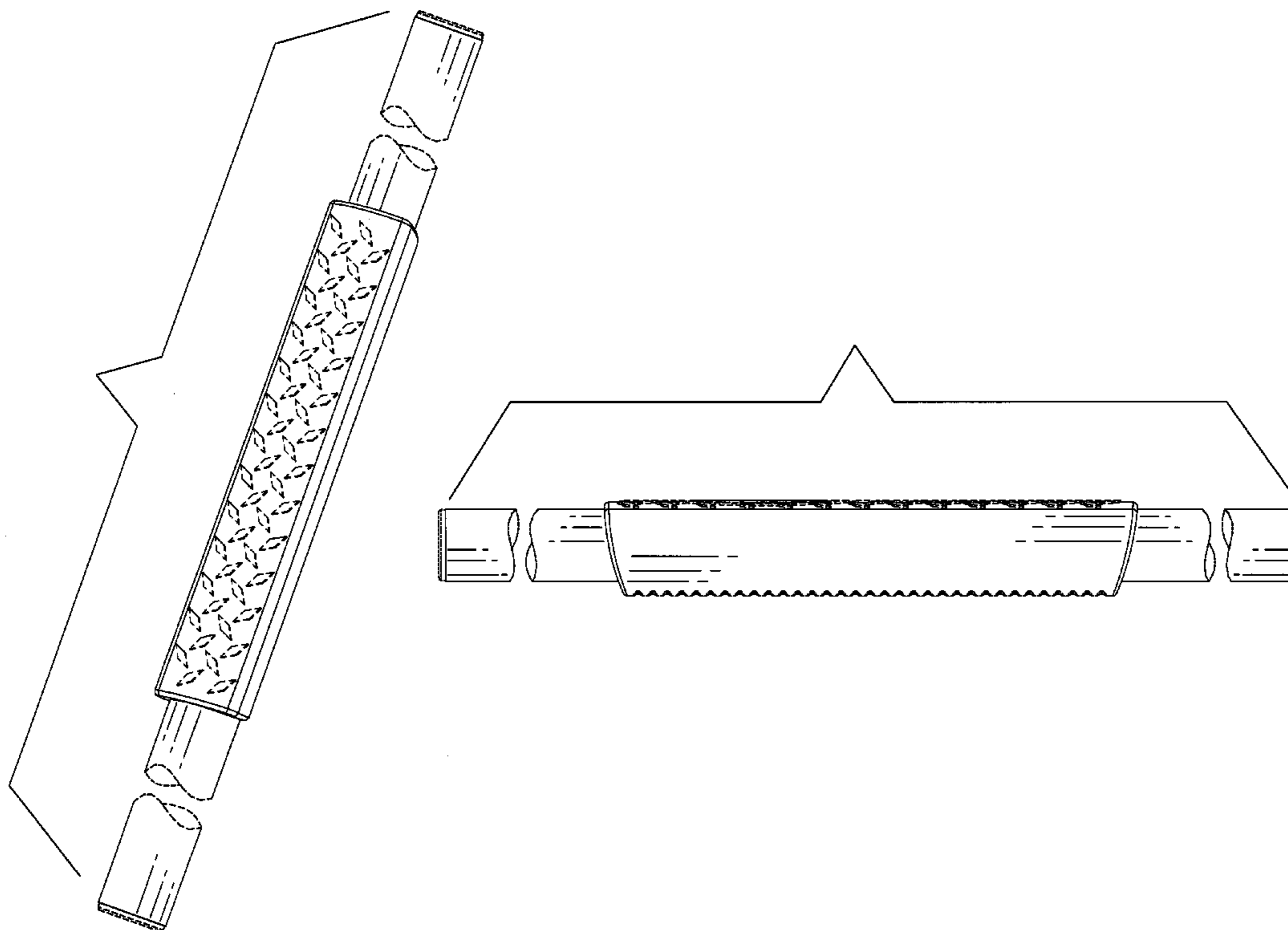
FIG. 6 is a front end view thereof;

FIG. 7 is a rear end view thereof; and,

FIG. 8 is a perspective view illustrating the overmolded implement handle grip in combination with a snow shovel implement.

The portions of the figures illustrated in broken lines depict portions of the overmolded implement handle grip that are not part of the claimed subject matter.

1 Claim, 5 Drawing Sheets



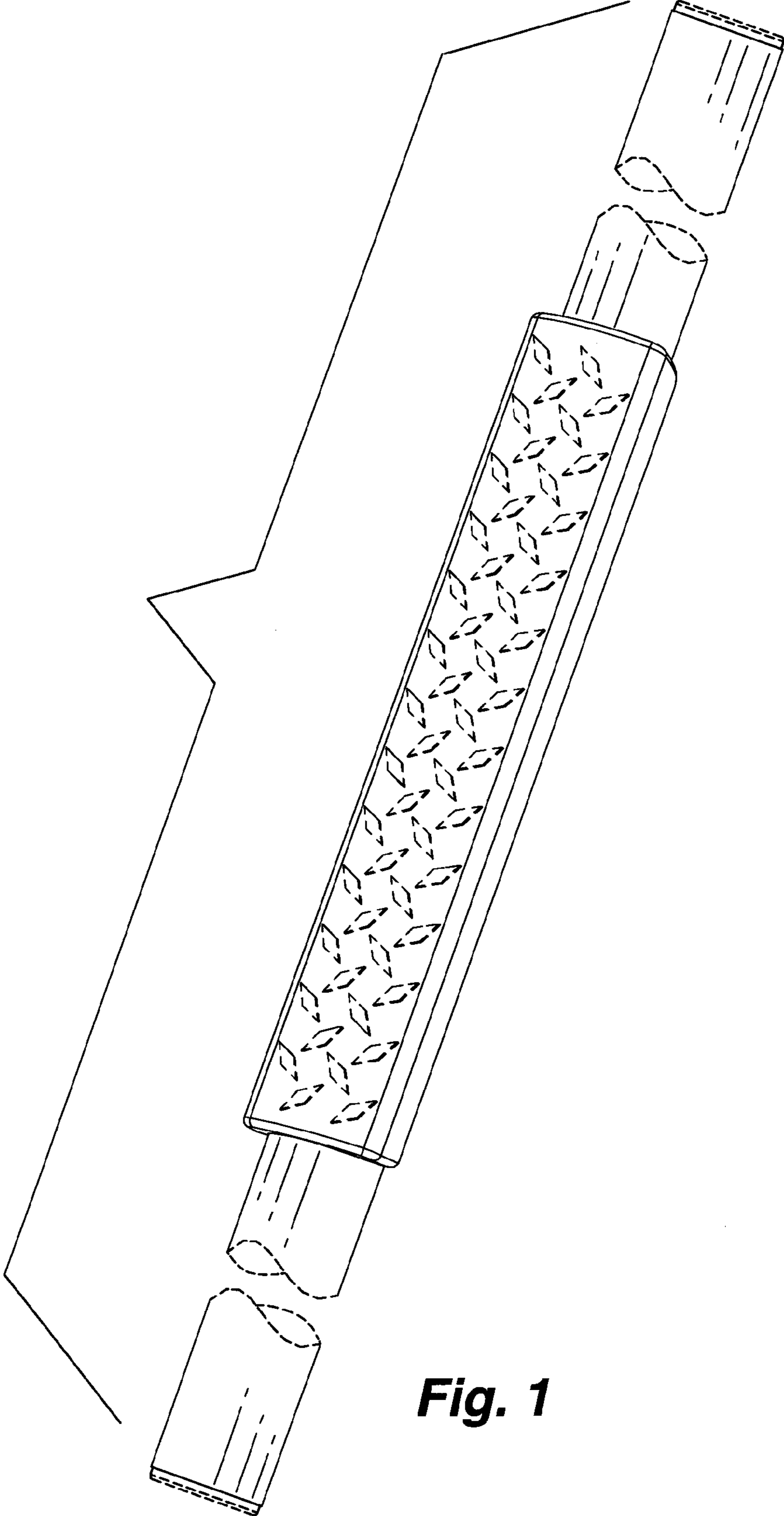


Fig. 1

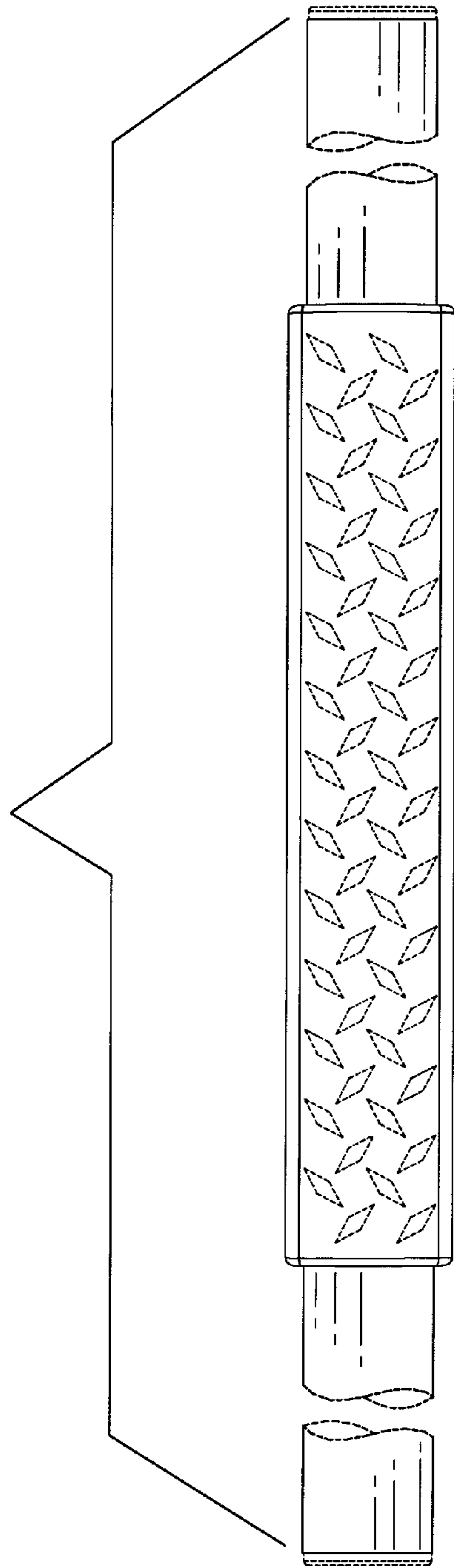


Fig. 2

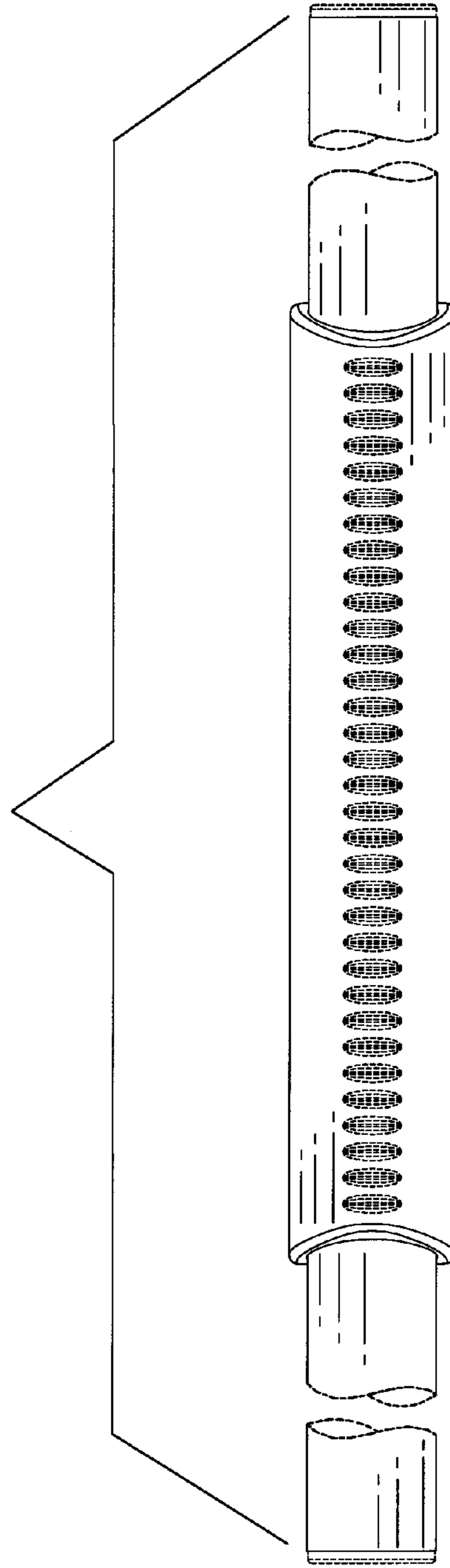


Fig. 3

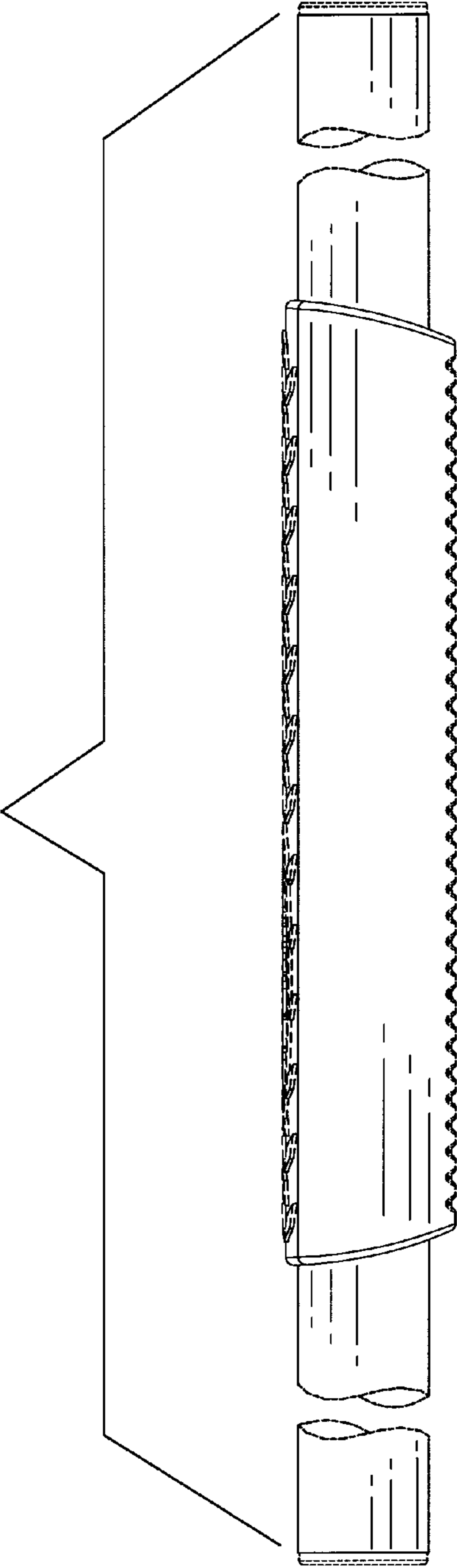


Fig. 4




Fig. 5

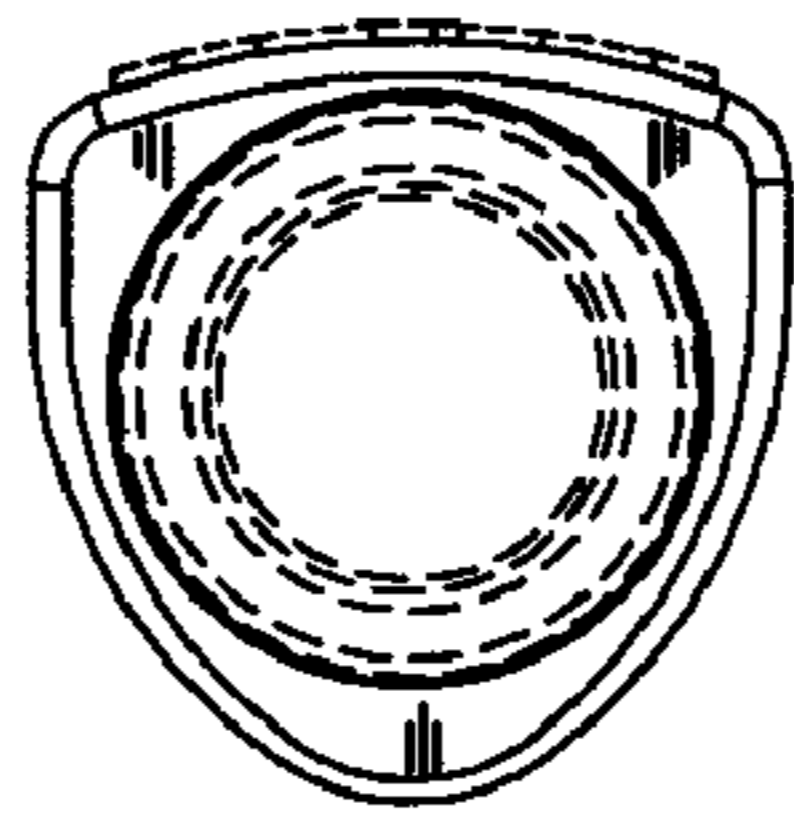


Fig. 6

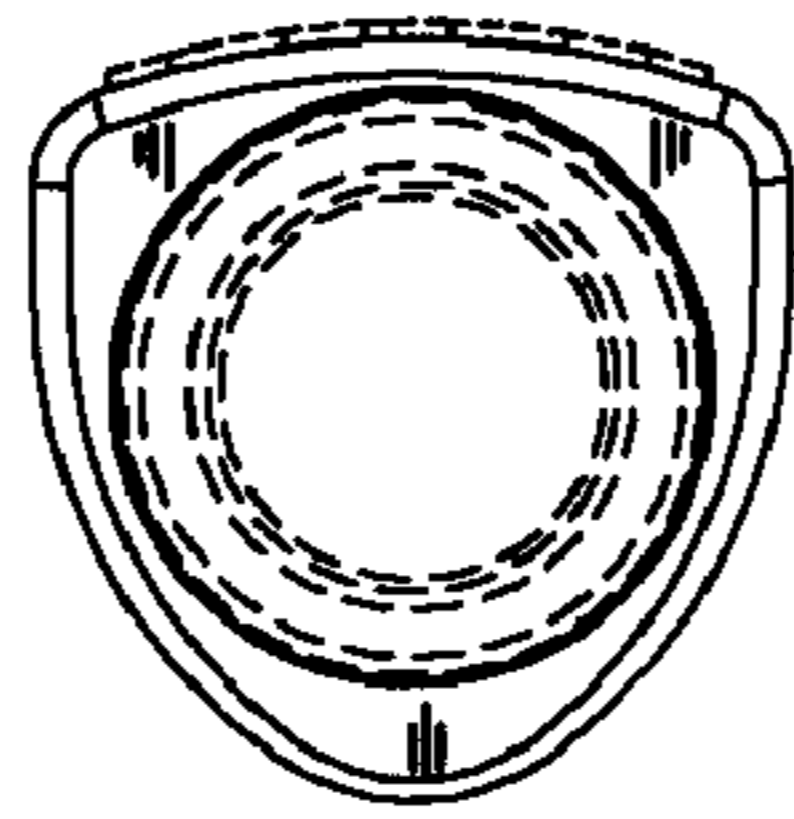


Fig. 7

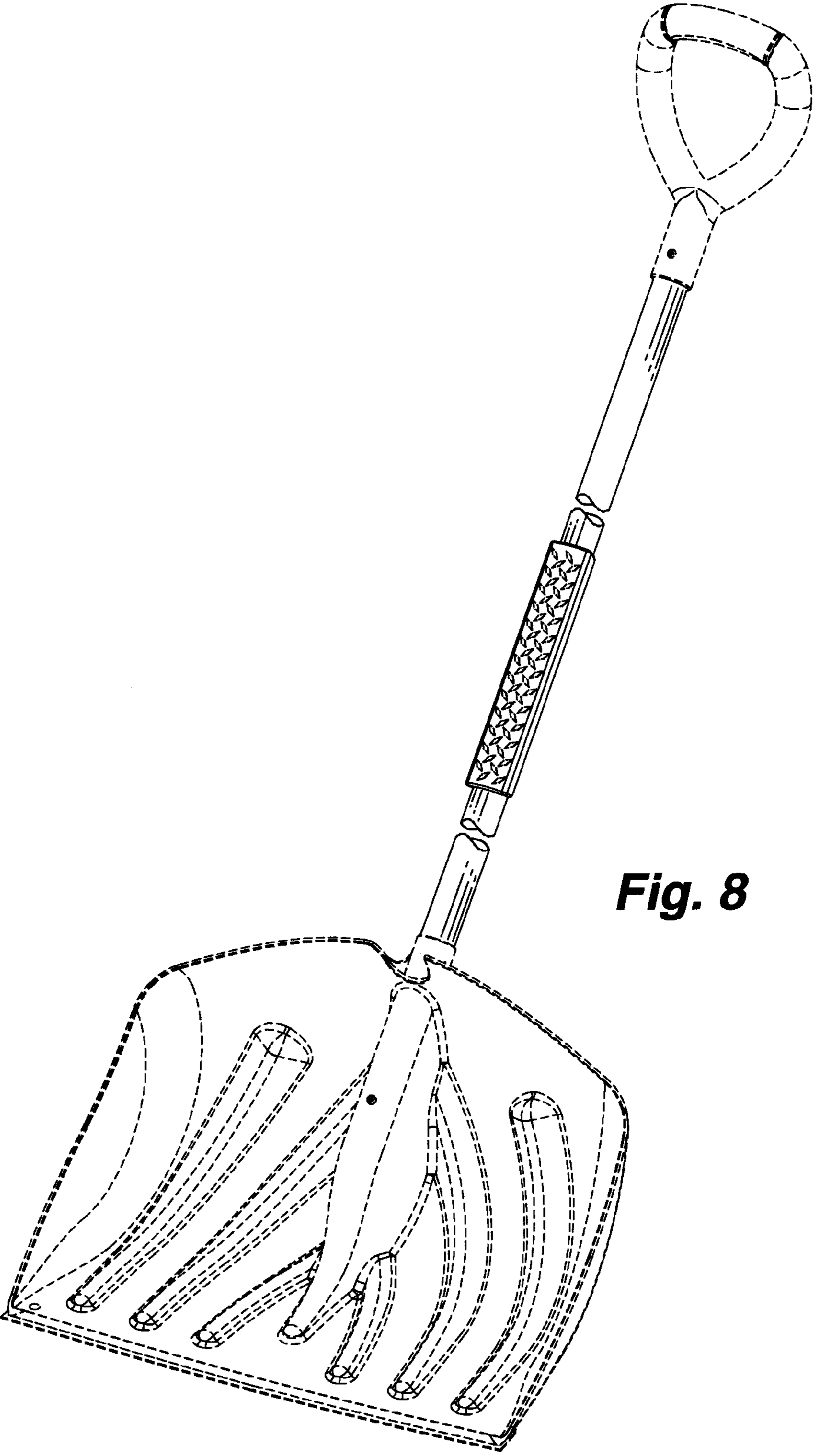


Fig. 8