



US00D676282S

(12) **United States Design Patent**
Scott et al.

(10) **Patent No.:** **US D676,282 S**
(45) **Date of Patent:** **** Feb. 19, 2013**

(54) **THERMAL INSULATING FOOD CONTAINER**

(56) **References Cited**

(75) Inventors: **Emmon Scott**, Bloomfield Township, MI (US); **Sharon Ann Hoffman**, St. Clair Shores, MI (US); **Julie Anne Becker**, Tecumseh, MI (US); **Michael Ray Hofstetter**, Bloomfield Hills, MI (US)

(73) Assignee: **Shen Manufacturing Company Incorporated**, West Conshohocken, PA (US)

(**) Term: **14 Years**

(21) Appl. No.: **29/425,817**

(22) Filed: **Jun. 27, 2012**

Related U.S. Application Data

(62) Division of application No. 29/365,690, filed on Jul. 13, 2010, now Pat. No. Des. 664,009.

(51) **LOC (9) Cl.** **07-01**

(52) **U.S. Cl.** **D7/607**

(58) **Field of Classification Search** D7/605-607, D7/709, 710; D3/273, 274, 276, 289, 299, D3/301, 201-202, 205; 206/545; 219/387, 219/465.1, 506, 523, 530, 544, 622, 627, 219/667, 672; 383/2, 4, 16, 66, 40, 97, 99, 383/81, 110, 106, 119, 121.1

See application file for complete search history.

U.S. PATENT DOCUMENTS

3,428,103	A *	2/1969	Walsh	383/97
4,578,814	A *	3/1986	Skamser	383/99
5,007,250	A *	4/1991	Musielak	62/372
5,892,202	A *	4/1999	Baldwin et al.	219/387
6,390,345	B1 *	5/2002	Brown et al.	224/578
6,861,628	B2 *	3/2005	Owens et al.	219/622
7,034,254	B2 *	4/2006	Grabowski et al.	219/387

* cited by examiner

Primary Examiner — Terry Wallace

(74) *Attorney, Agent, or Firm* — John F. A. Earley, III; Frank J. Bonini, Jr.; Harding, Earley, Follmer & Frailey, P.C.

(57) **CLAIM**

The ornamental design for thermal insulating food container, as shown and described.

DESCRIPTION

FIG. 1 is a front, left side perspective view of a thermal insulating food container showing our new design.

FIG. 2 is a front elevation view thereof.

FIG. 3 is a rear elevation view thereof.

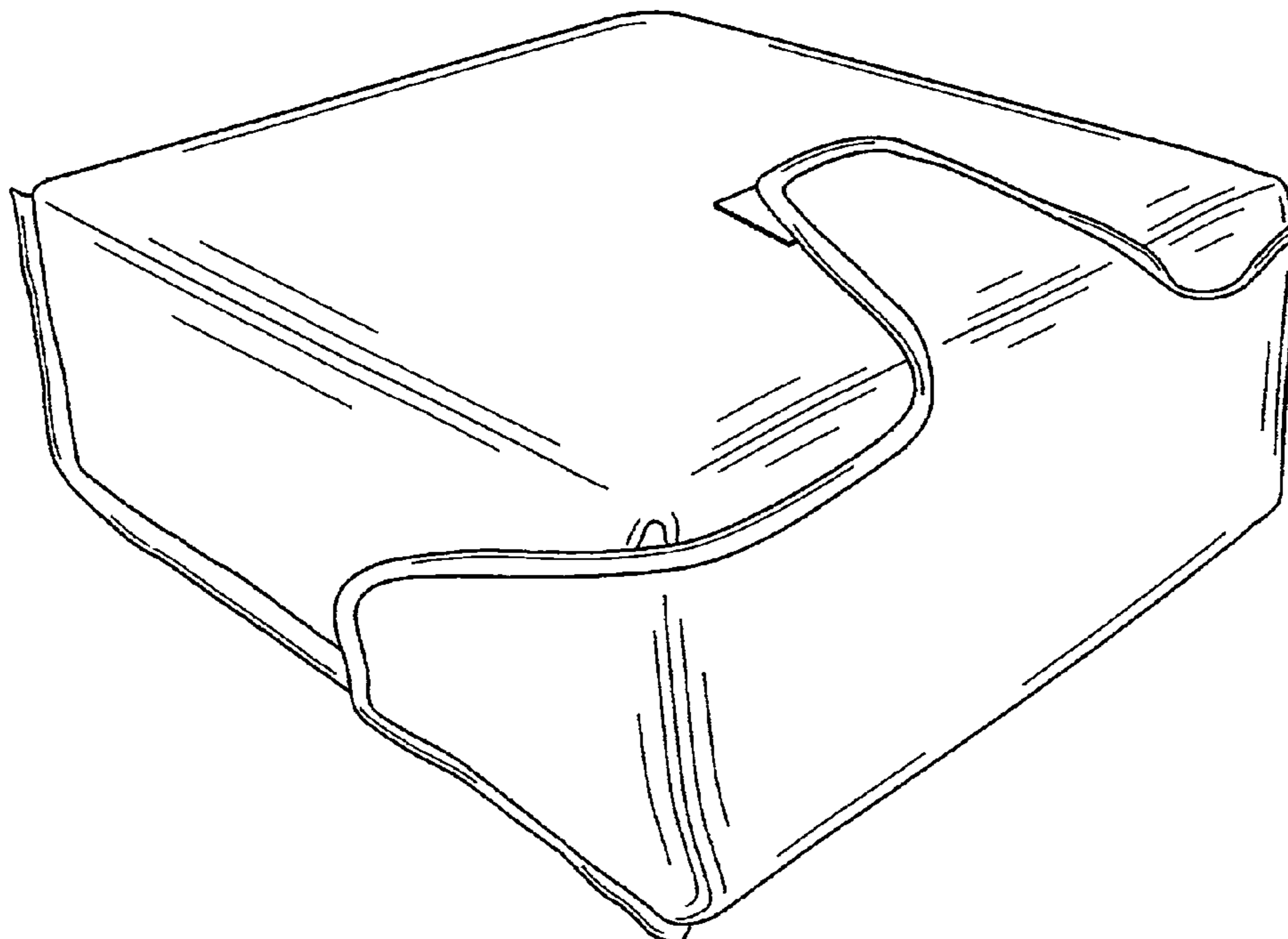
FIG. 4 is a left side elevation view thereof.

FIG. 5 is a right side elevation view thereof.

FIG. 6 is a top plan view thereof; and,

FIG. 7 is a bottom plan view thereof.

1 Claim, 5 Drawing Sheets



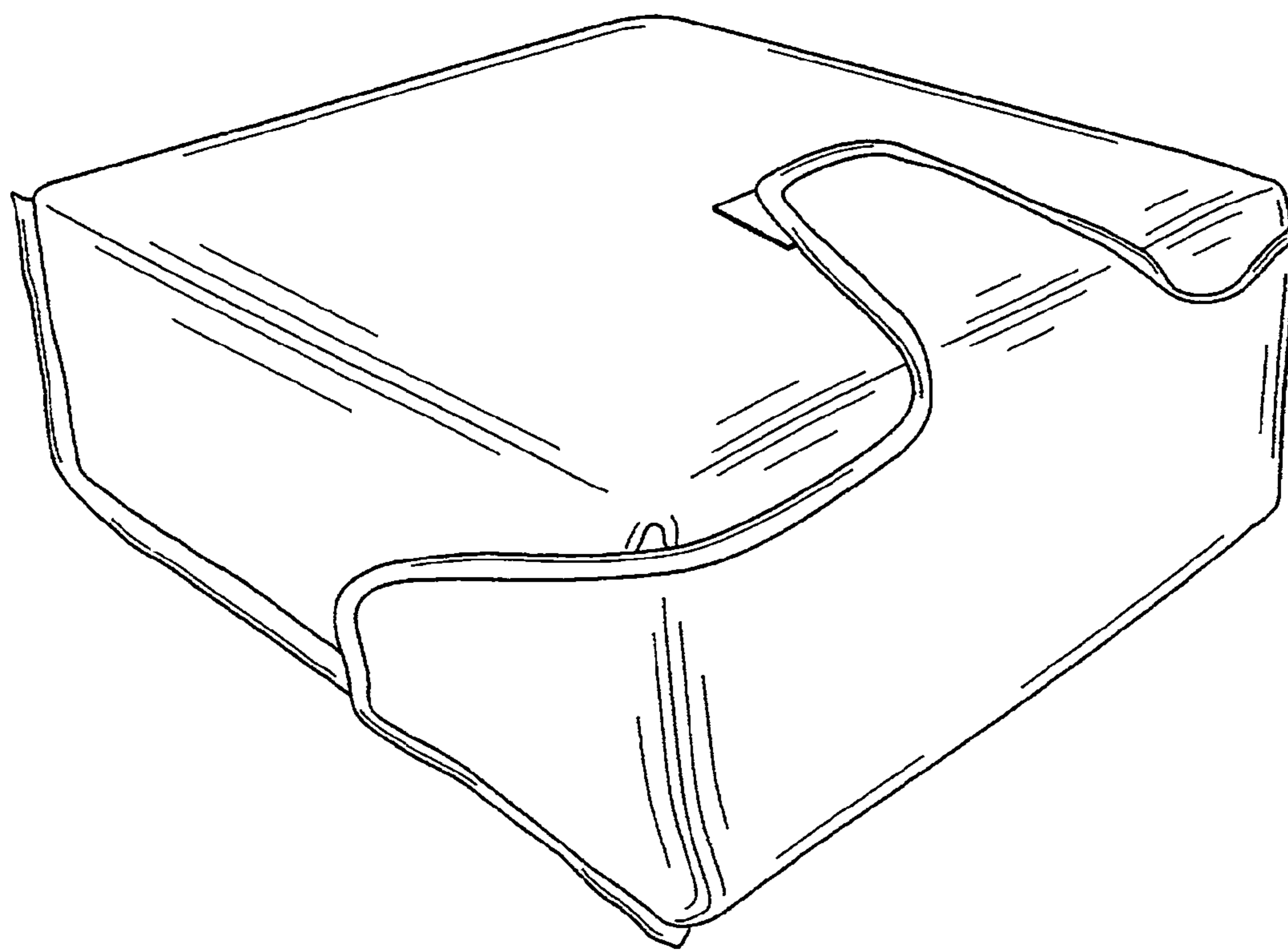


FIG. 1




FIG. 2




FIG. 3




FIG. 4




FIG. 5

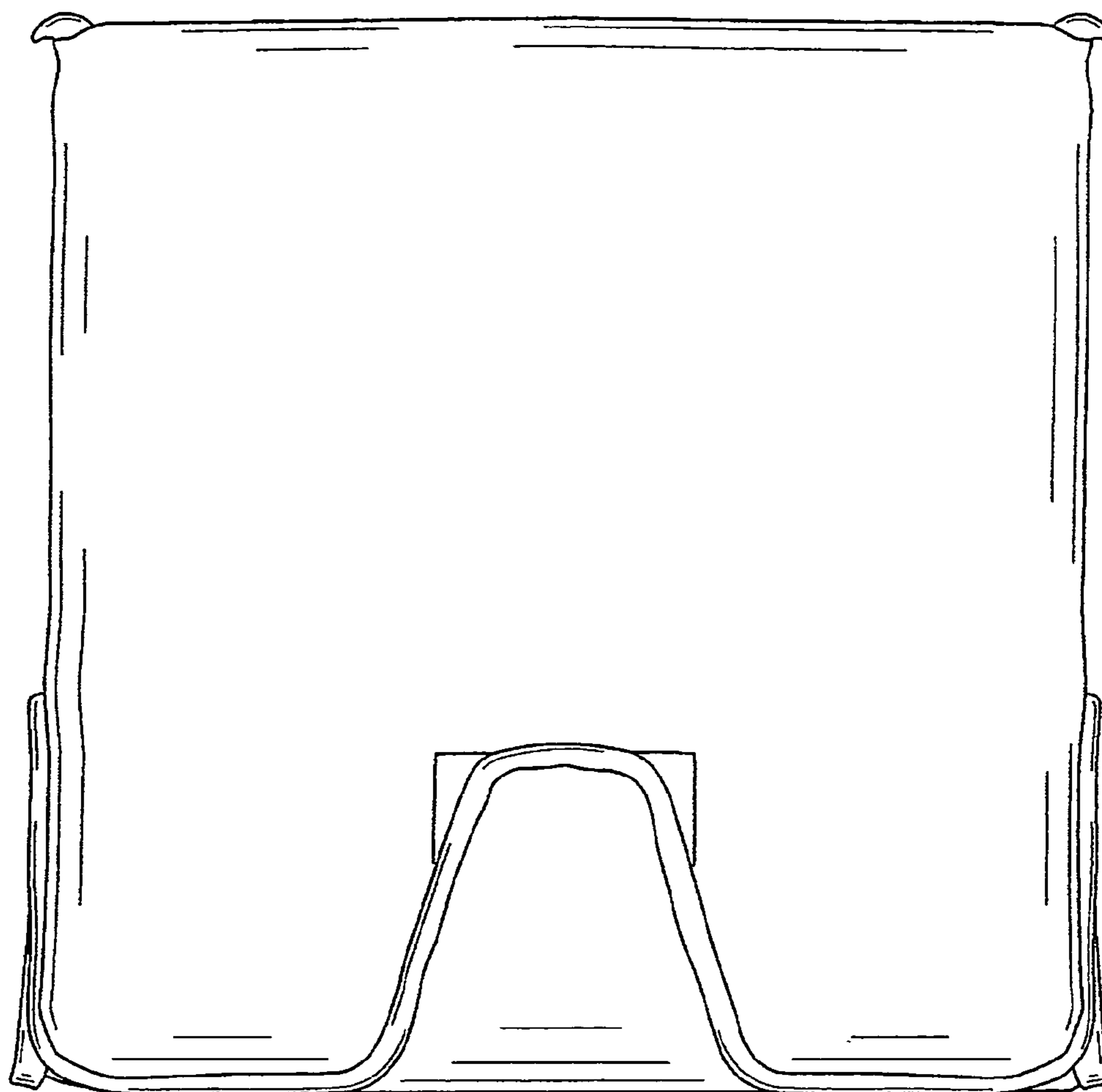


FIG. 6




FIG. 7