



US00D676280S

(12) **United States Design Patent**  
**Wong**

(10) **Patent No.:** **US D676,280 S**

(45) **Date of Patent:** **\*\* Feb. 19, 2013**

(54) **MUG**

(76) Inventor: **Honggeng Wong, Wuyi (CN)**

(\*\*) Term: **14 Years**

(21) Appl. No.: **29/405,838**

(22) Filed: **Nov. 7, 2011**

(51) **LOC (9) Cl.** ..... **07-01**

(52) **U.S. Cl.** ..... **D7/510**

(58) **Field of Classification Search** ..... D7/510,  
D7/511, 536, 532, 523, 531; D9/551, 529;  
215/121, 382, 387; 220/674, 715, 713, 718,  
220/592.16, 592, 17, 709, 708

See application file for complete search history.

(56) **References Cited**

**U.S. PATENT DOCUMENTS**

D432,865 S *	10/2000	Cohen	.....	D7/510
D457,783 S *	5/2002	Bodum	.....	D7/511
D480,268 S *	10/2003	Laib	.....	D7/510
D563,723 S *	3/2008	Gluck	.....	D7/396.2
D565,901 S *	4/2008	Edelstein et al.	.....	D7/510

D569,182 S *	5/2008	Homma	.....	D7/510
D627,600 S *	11/2010	Eyal	.....	D7/510
D643,249 S *	8/2011	Miller et al.	.....	D7/510
D656,787 S *	4/2012	Phillips et al.	.....	D7/510
D664,002 S *	7/2012	Eyal	.....	D7/510

\* cited by examiner

*Primary Examiner* — Robert M Spear

*Assistant Examiner* — Janice Hallmark

(74) *Attorney, Agent, or Firm* — Clement Cheng

(57) **CLAIM**

The ornamental design for a mug, as shown and described.

**DESCRIPTION**

FIG. 1 is a perspective view.

FIG. 2 is a right side view. The left side view is a mirror image thereof.

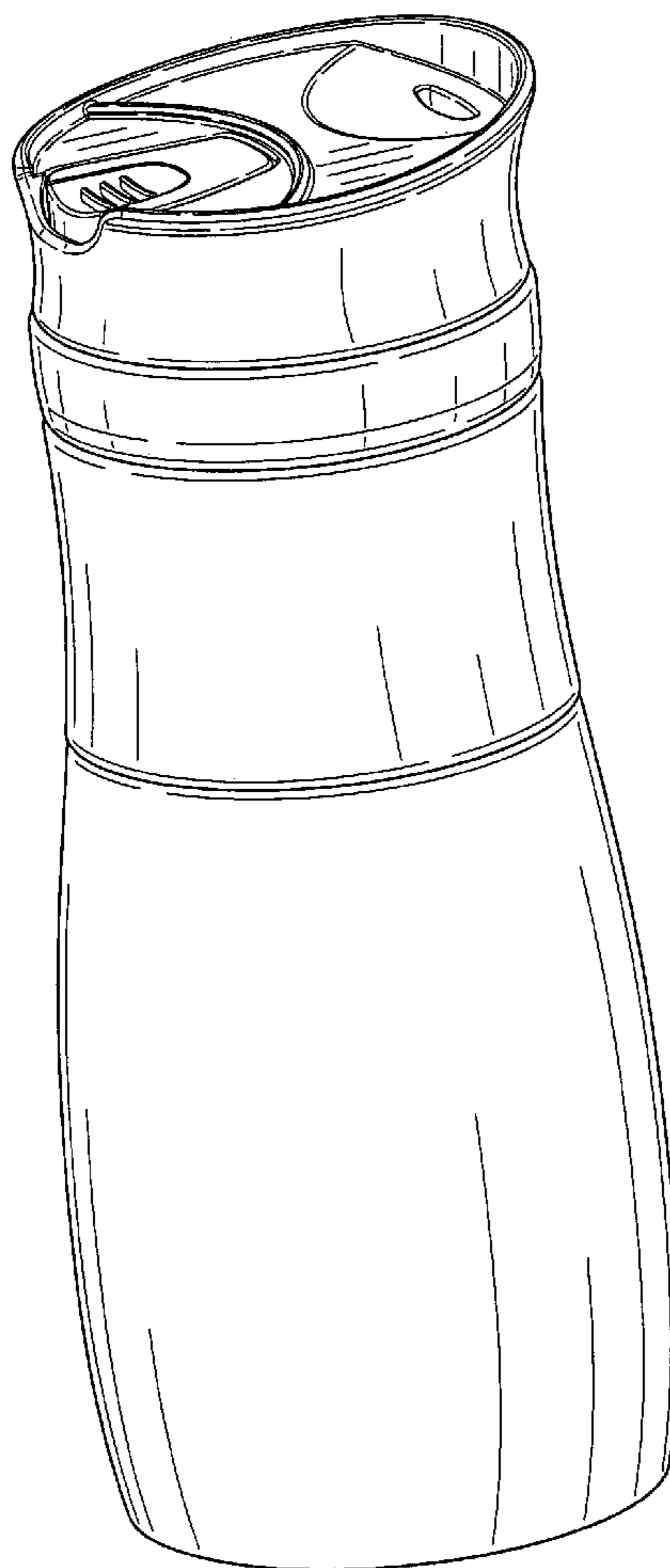
FIG. 3 is a front view.

FIG. 4 is a rear view.

FIG. 5 is a top view; and,

FIG. 6 is a bottom view.

**1 Claim, 3 Drawing Sheets**



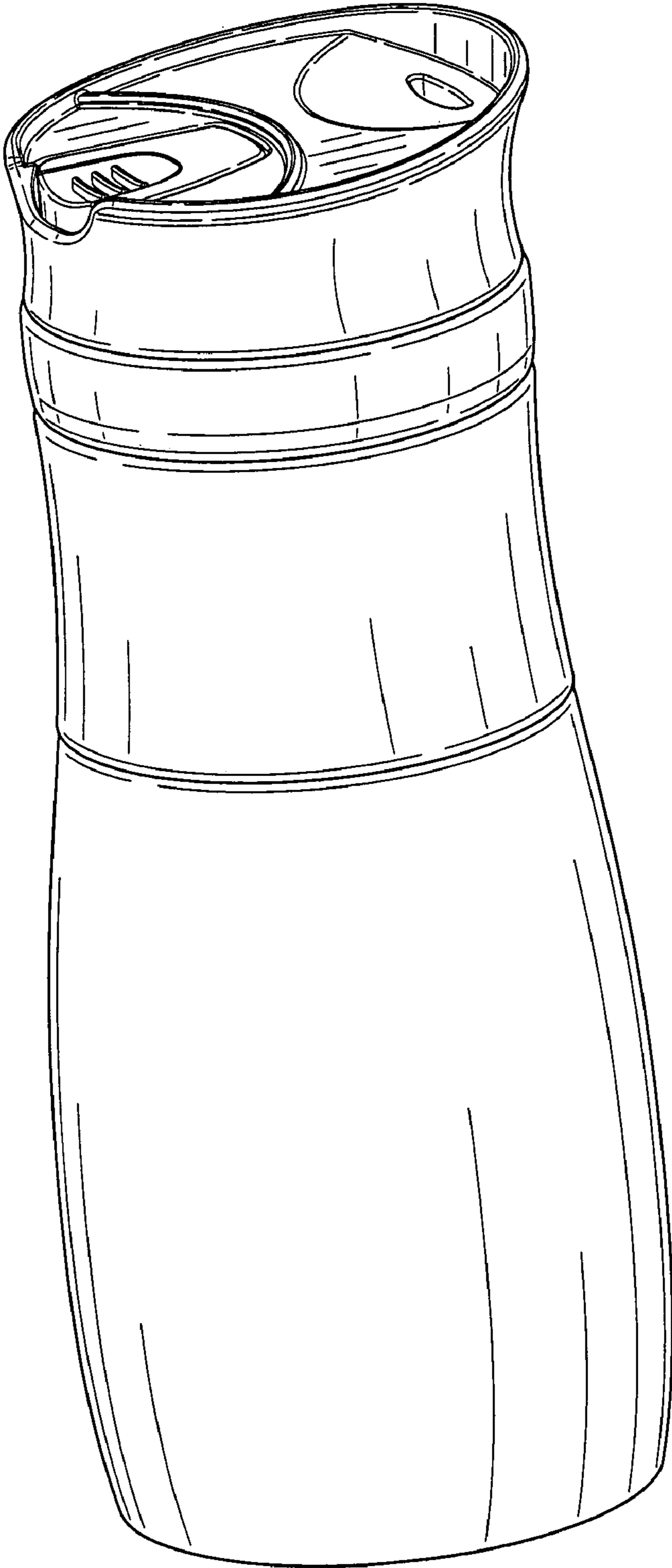


FIG. 1




FIG. 2




FIG. 3




FIG. 4

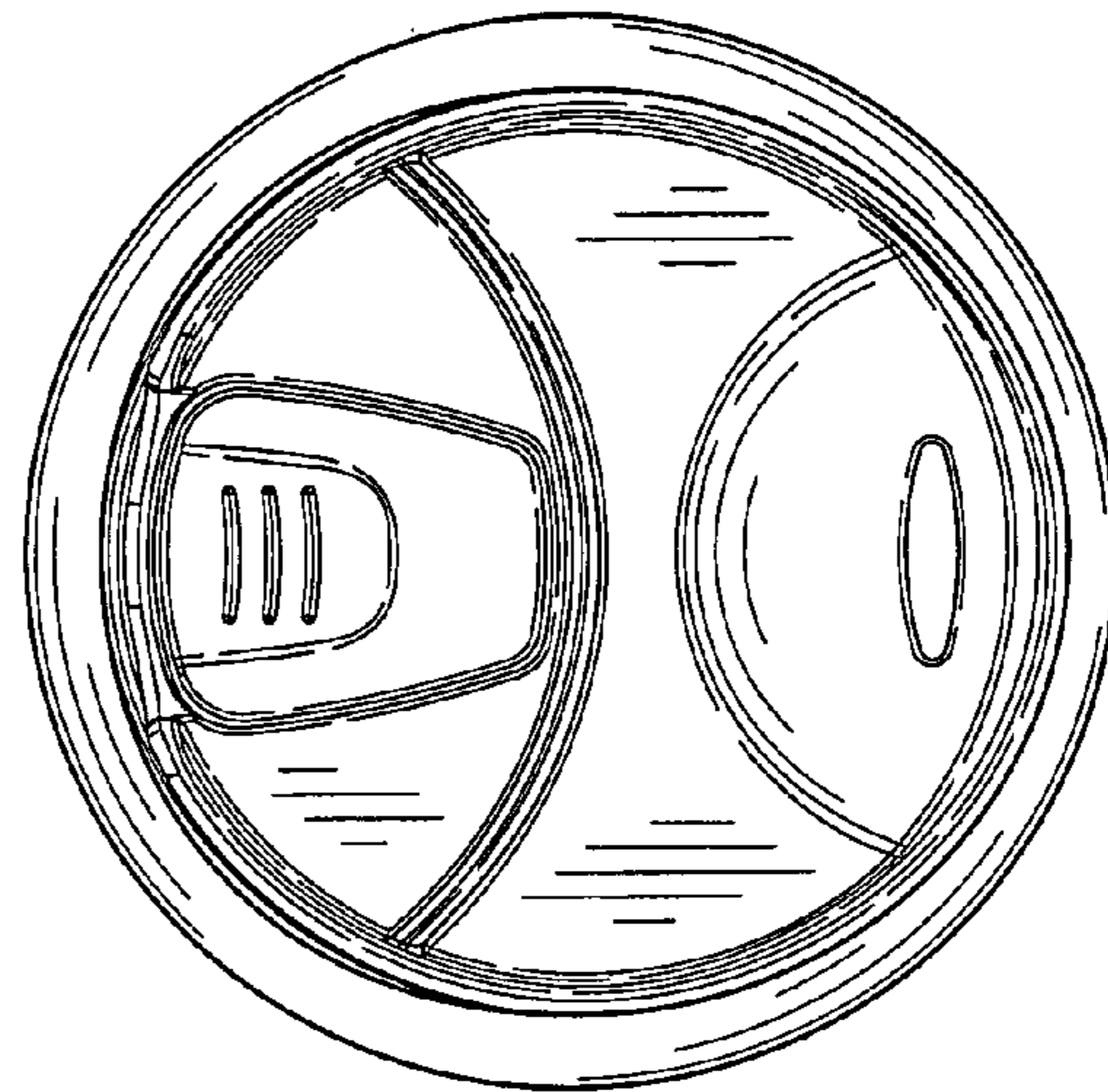


FIG. 5

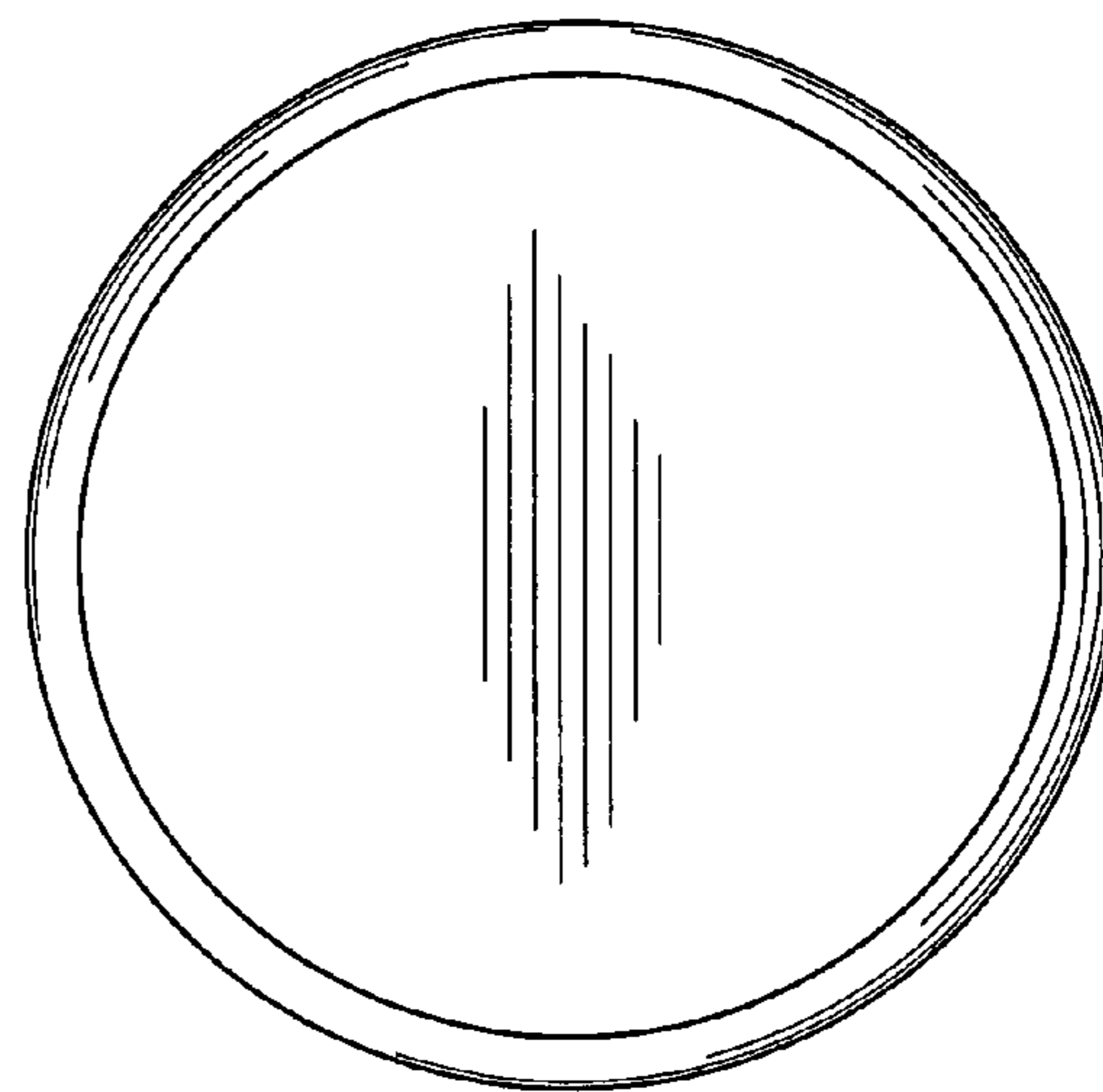


FIG. 6