



US00D676278S

(12) **United States Design Patent**
Wong

(10) **Patent No.:** **US D676,278 S**

(45) **Date of Patent:** **** Feb. 19, 2013**

(54) **MUG**
(76) Inventor: **Honggeng Wong, Wuyi (CN)**
(**) Term: **14 Years**
(21) Appl. No.: **29/405,823**

D569,182 S * 5/2008 Homma D7/510
D589,751 S * 4/2009 Liu et al. D7/510
D627,600 S * 11/2010 Eyal D7/510
D651,045 S * 12/2011 Eyal D7/510
D656,787 S * 4/2012 Phillips et al. D7/510
D660,081 S * 5/2012 Gilbert D7/509

* cited by examiner

(22) Filed: **Nov. 7, 2011**
(51) **LOC (9) Cl.** **07-01**
(52) **U.S. Cl.** **D7/510**
(58) **Field of Classification Search** D7/510,
D7/511, 536, 532, 523, 531; D9/551, 529;
215/121, 382, 387; 220/674, 715, 713, 718,
220/592.16, 592.17, 709, 708
See application file for complete search history.

Primary Examiner — Robert M Spear
Assistant Examiner — Janice Hallmark
(74) *Attorney, Agent, or Firm* — Clement Cheng

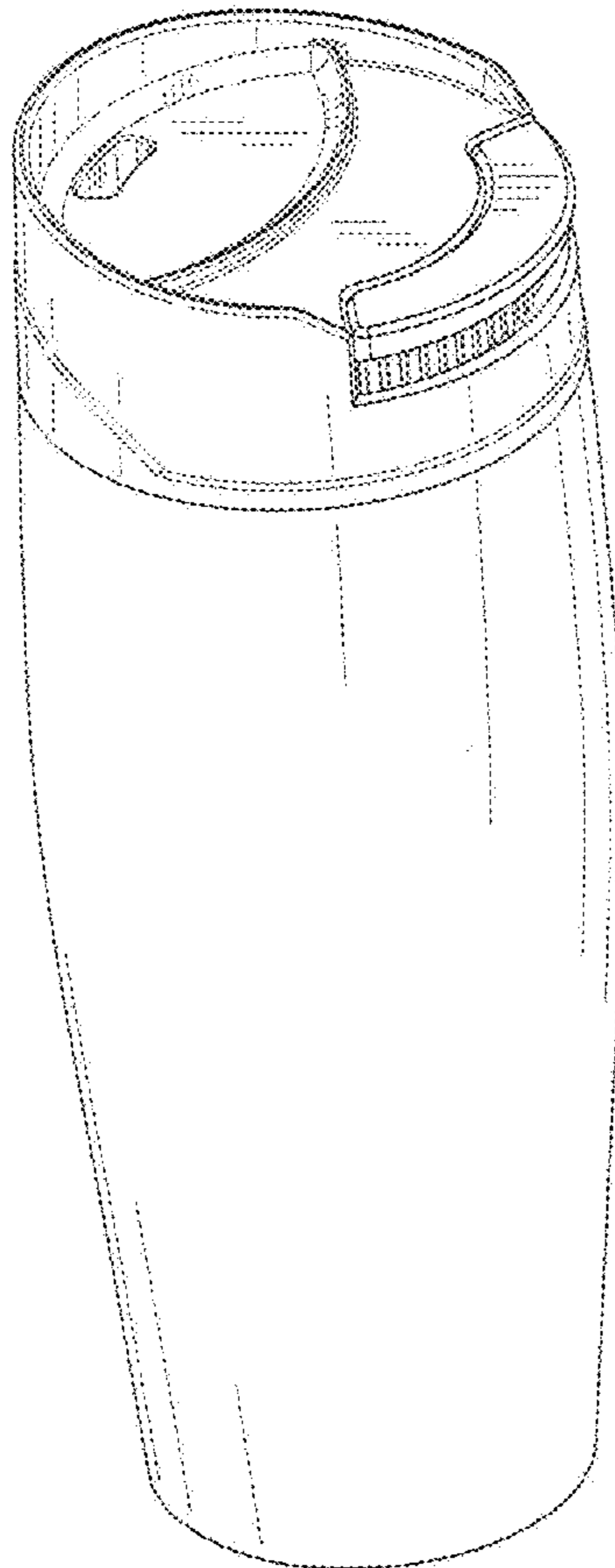
(57) **CLAIM**
The ornamental design for a mug, as shown and described.

DESCRIPTION

(56) **References Cited**
U.S. PATENT DOCUMENTS
D432,865 S * 10/2000 Cohen D7/510
D457,783 S * 5/2002 Bodum D7/511
D480,268 S * 10/2003 Laib D7/510
D540,979 S * 4/2007 Chen D27/148
D544,302 S * 6/2007 Gibbons D7/510
D564,841 S * 3/2008 Clemens et al. D7/510

FIG. 1 is a perspective view.
FIG. 2 is a left side view. The right side view is a mirror image thereof.
FIG. 3 is a rear view.
FIG. 4 is a front view.
FIG. 5 is a top view; and,
FIG. 6 is a bottom view.

1 Claim, 3 Drawing Sheets



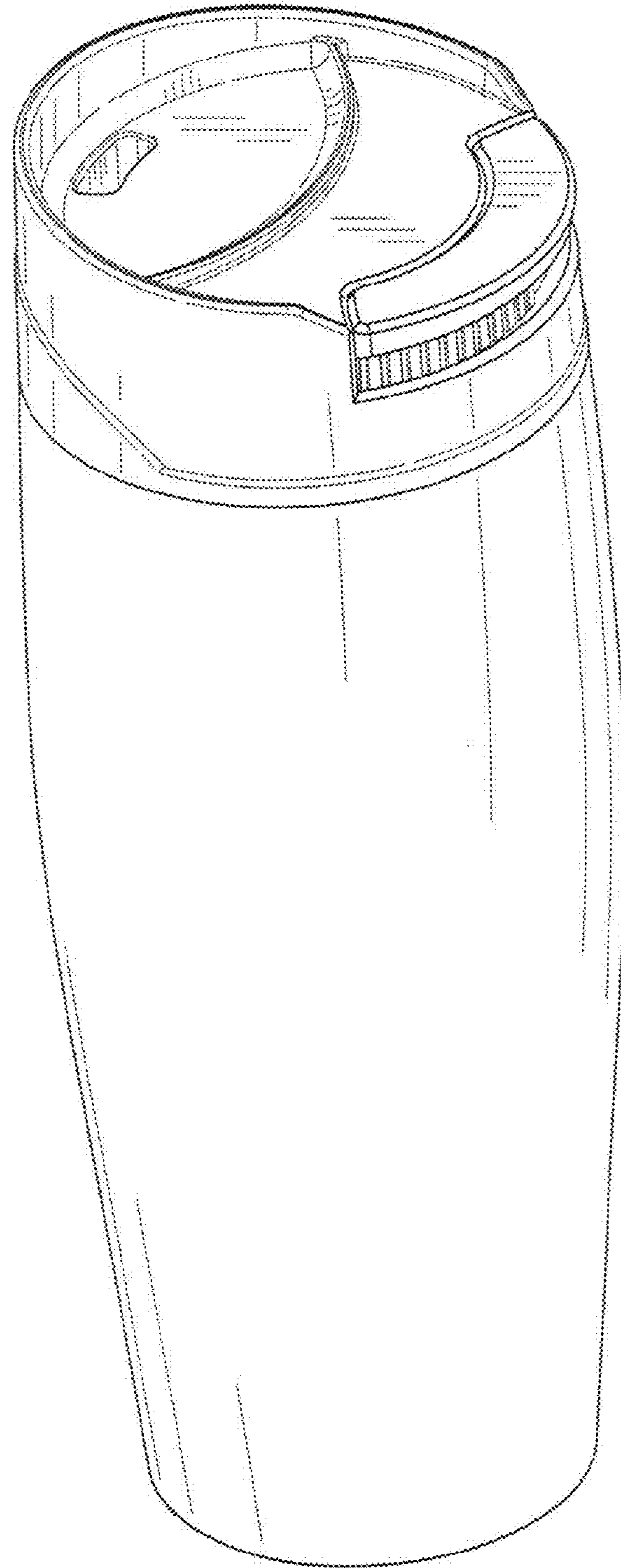


FIG. 1




FIG. 2




FIG. 3




FIG. 4

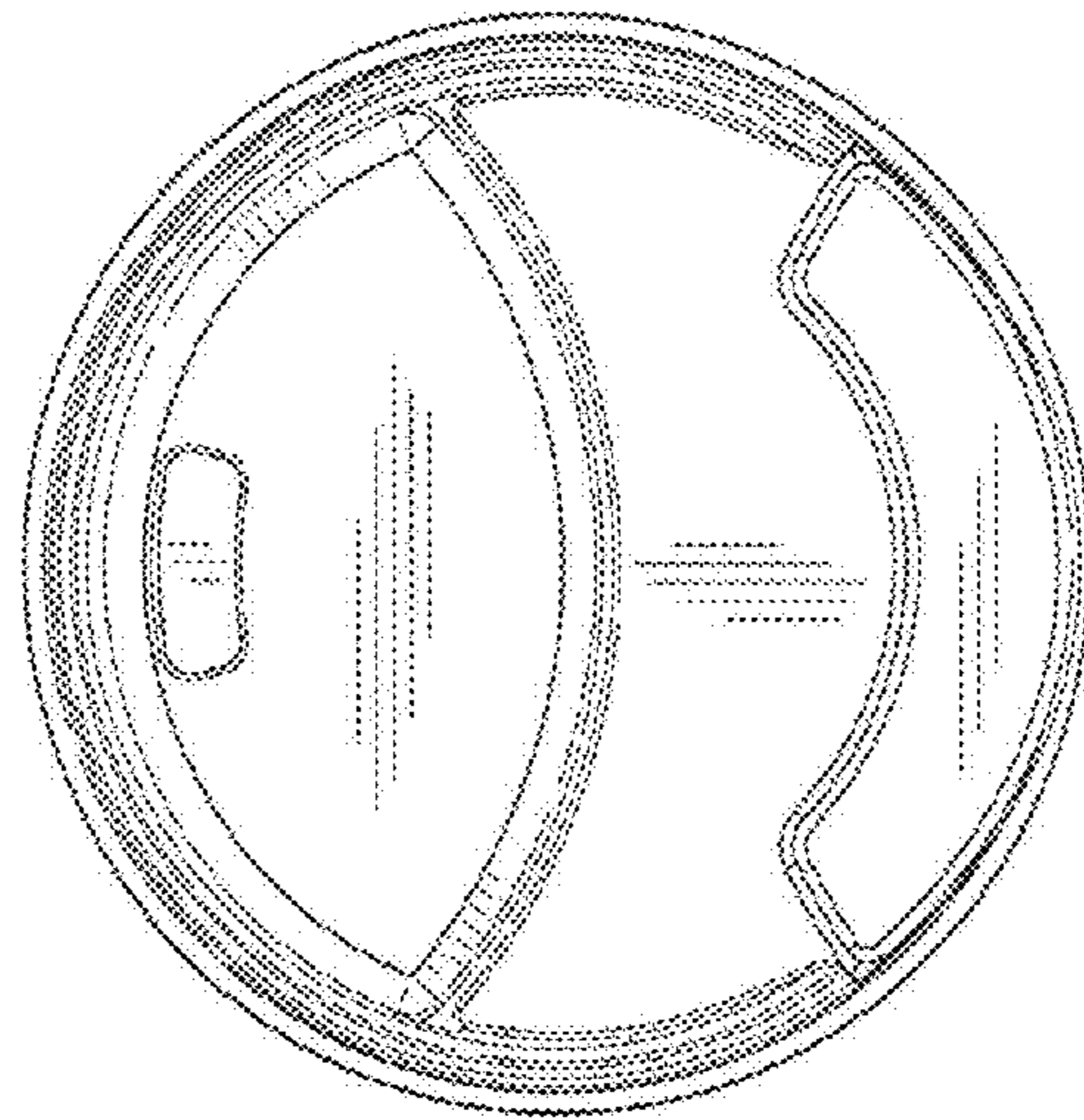


FIG. 5

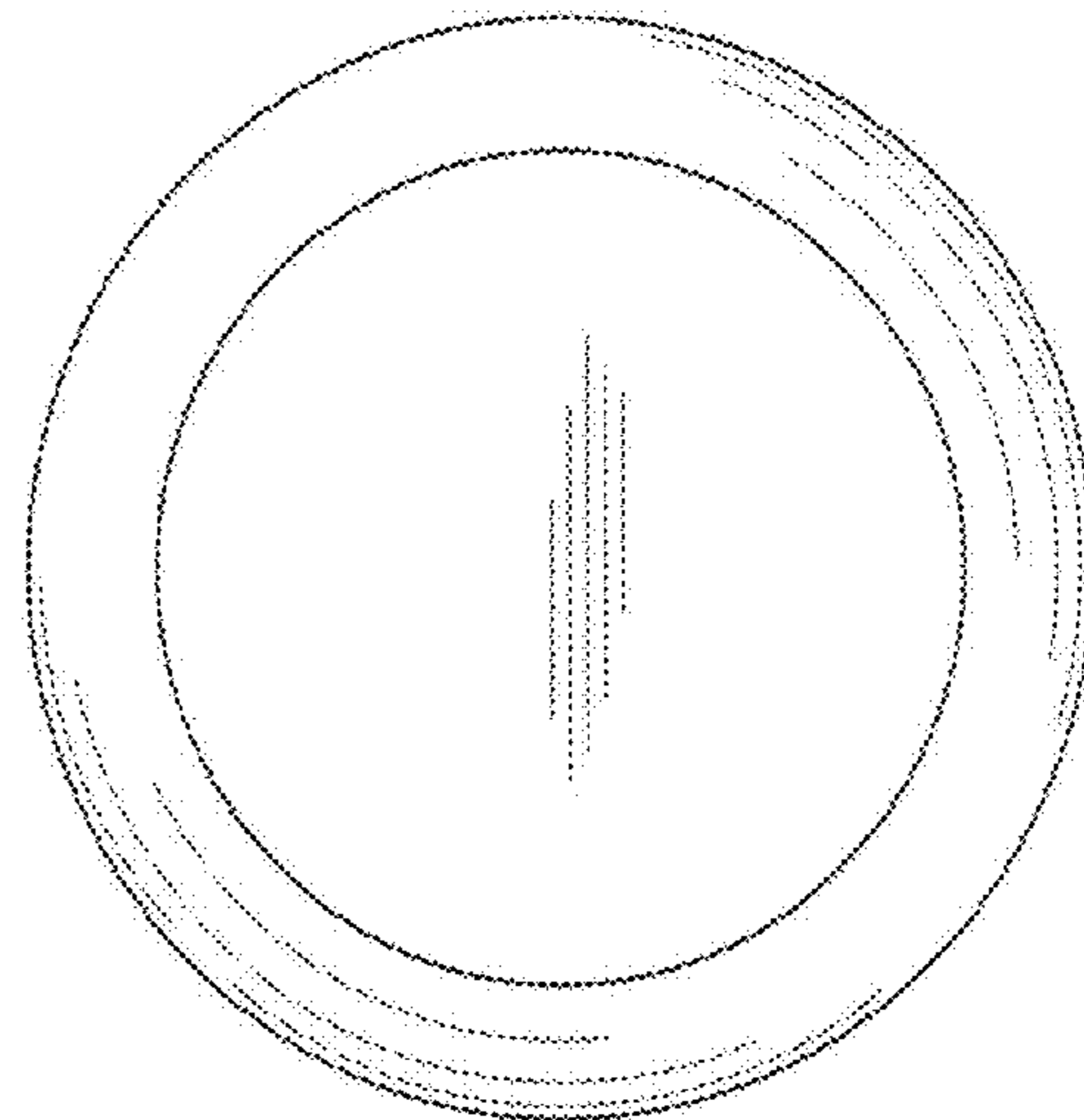


FIG. 6