



US00D676275S

(12) **United States Design Patent**
Chen

(10) **Patent No.:** **US D676,275 S**

(45) **Date of Patent:** **** Feb. 19, 2013**

(54) **COVER FOR A FOOD CONTAINER**

(75) Inventor: **Rui Yuan Chen**, Oxford (GB)

(73) Assignee: **Dart Industries Inc.**, Orlando, FL (US)

(**) Term: **14 Years**

(21) Appl. No.: **29/395,105**

(22) Filed: **Nov. 22, 2011**

(51) **LOC (9) Cl.** **07-02**

(52) **U.S. Cl.** **D7/392.1**

(58) **Field of Classification Search** D7/368,
D7/391, 392, 392.1, 396.2, 538, 585, 586,
D7/629; D9/424, 425, 434, 435, 440, 443,
D9/447, 454; 222/480, 507, 546, 548, 553,
222/565; 220/210, 212.5, 287, 789, 780,
220/788, 792, 793, 801

See application file for complete search history.

(56) **References Cited**

U.S. PATENT DOCUMENTS

D134,877 S *	1/1943	Schneider	D7/360
3,655,089 A	4/1972	Tower		
3,679,089 A	7/1972	Swett et al.		
3,692,208 A	9/1972	Croyle et al.		
D229,654 S	12/1973	Croyle et al.		
D276,875 S *	12/1984	Gulotta	D7/392.1
D304,282 S *	10/1989	Feimer et al.	D7/391
D374,794 S *	10/1996	Ahern, Jr.	D7/392.1
D376,952 S *	12/1996	Rausch	D7/392.1
D384,551 S *	10/1997	Ahern, Jr.	D7/392.1
D415,652 S	10/1999	Loew et al.		
D416,170 S *	11/1999	Stucke et al.	D7/392
6,260,729 B1	7/2001	Mitchell et al.		

D470,009 S *	2/2003	Turchi et al.	D7/392.1
D475,573 S	6/2003	Jalet et al.		
D480,264 S	10/2003	de Groote et al.		
D482,928 S	12/2003	Liu		
D483,989 S	12/2003	Lillelund et al.		
D512,872 S	12/2005	McMahon, III et al.		
D537,675 S *	3/2007	Khalifa	D7/392.1
D547,115 S *	7/2007	Bouveret et al.	D7/392.1
D551,496 S	9/2007	Ablo et al.		
7,299,941 B2	11/2007	McMahon, III et al.		
D613,111 S	4/2010	Furlong		
D632,959 S *	2/2011	Peters	D9/454
D637,866 S *	5/2011	Neiheiser et al.	D7/396.2
D641,209 S	7/2011	Ablo		

* cited by examiner

Primary Examiner — Susan E Krakower

(74) *Attorney, Agent, or Firm* — John A. Doninger

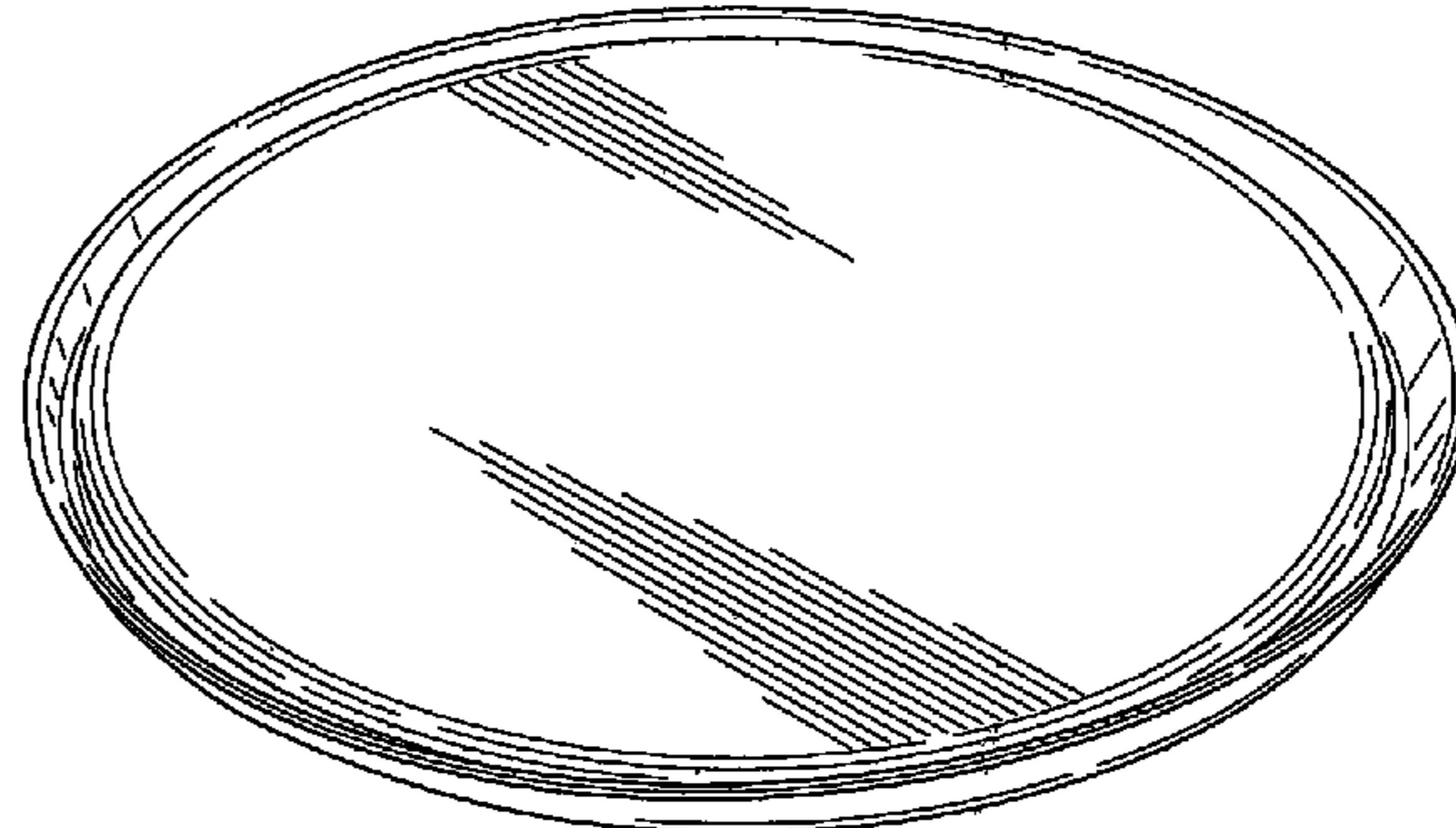
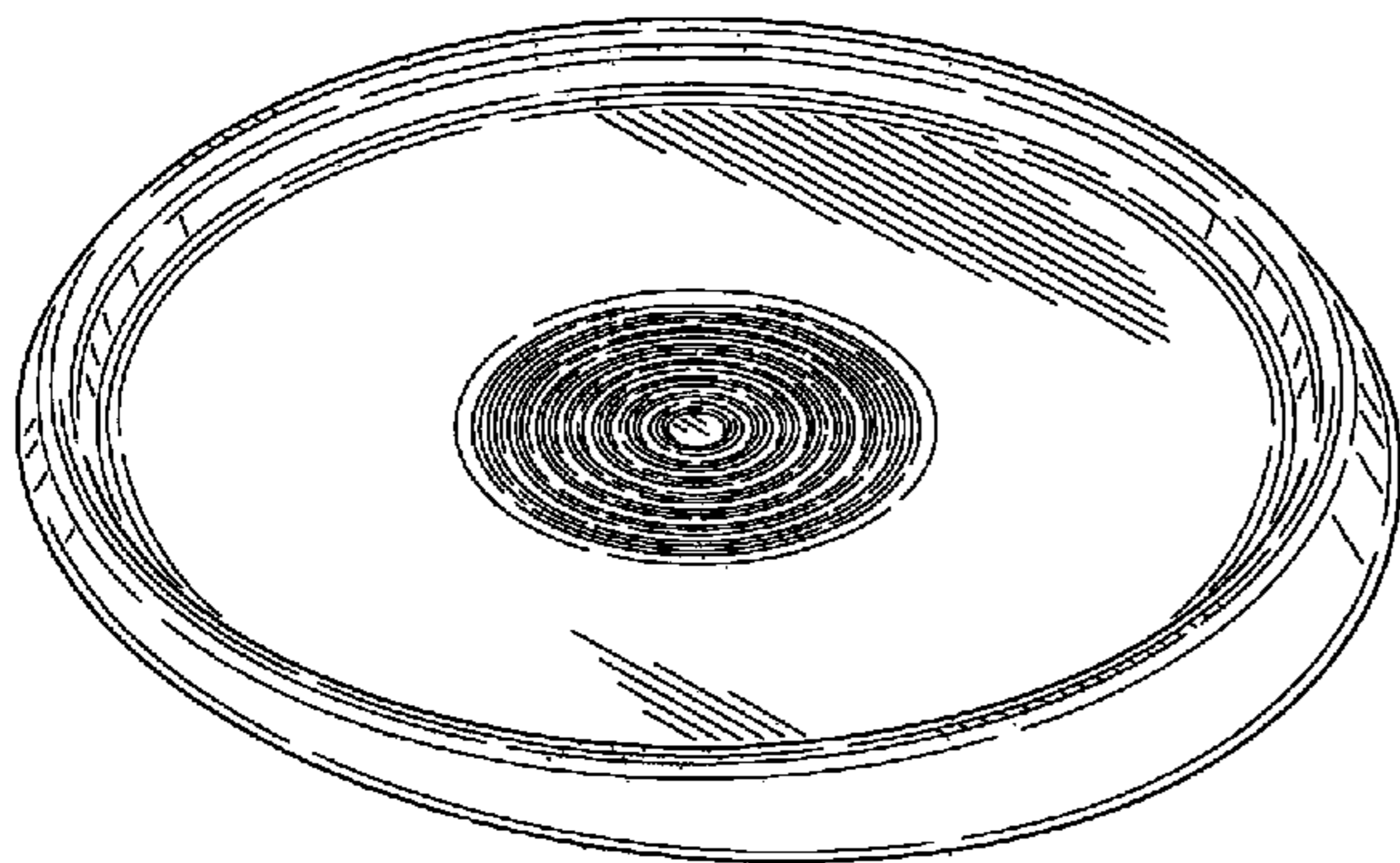
(57) **CLAIM**

The ornamental design for a cover for a food container, as shown and described.

DESCRIPTION

FIG. 1 is a top, side and front perspective view of a cover for a food container showing my new design;
FIG. 2 is a bottom, side and front perspective view thereof;
FIG. 3 is a top plan view thereof;
FIG. 4 is a bottom plan view thereof;
Fig: 5 is a front elevation view, the rear elevation being a mirror image thereof;
FIG. 6 is a right side elevation view thereof;
FIG. 7 is a left side elevation view thereof;
FIG. 8 is a cross-sectional view along line 8-8 of FIG. 3; and,
FIG. 9 is a cross-sectional view along line 9-9 of FIG. 3.

1 Claim, 4 Drawing Sheets



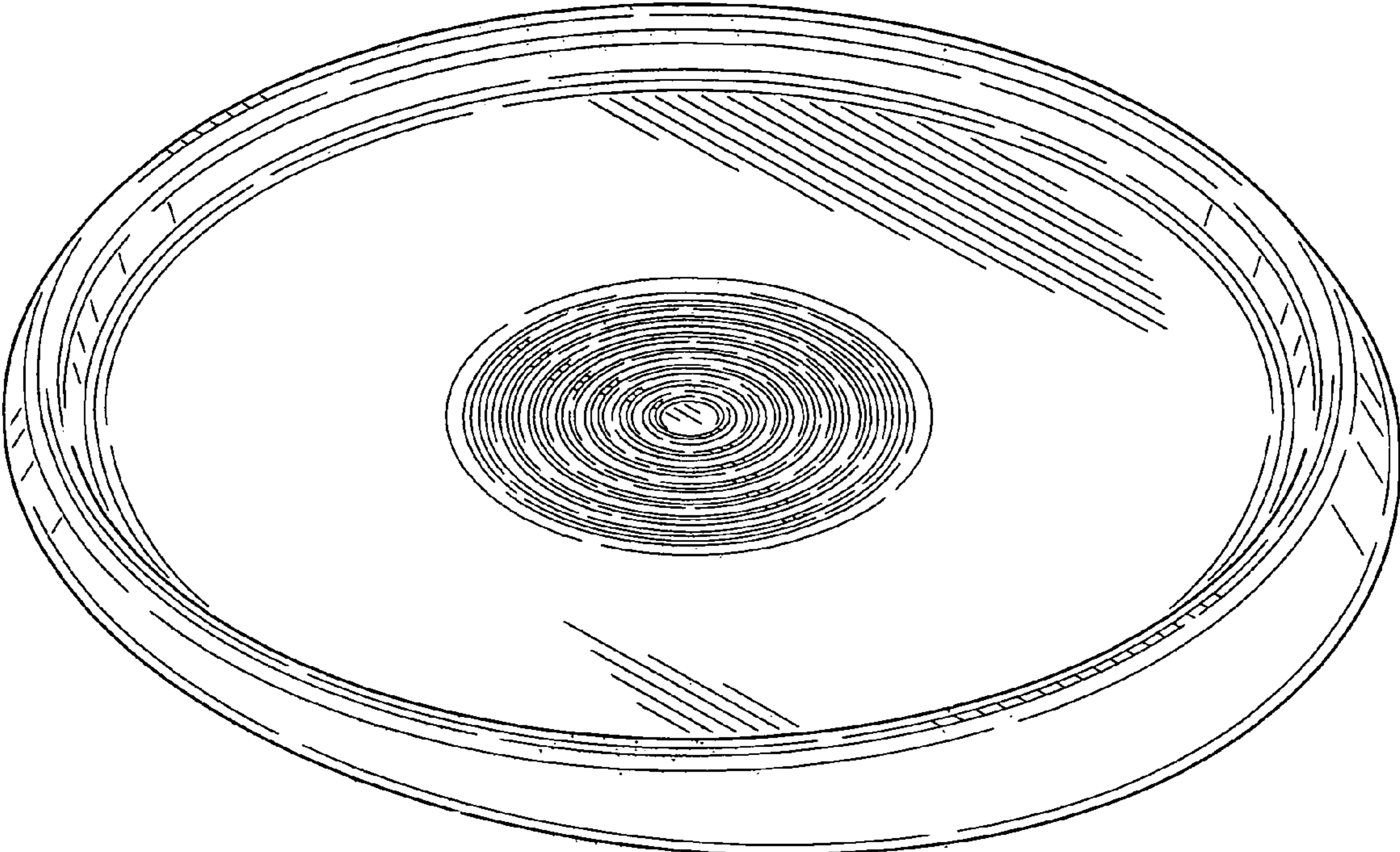


FIG. 1

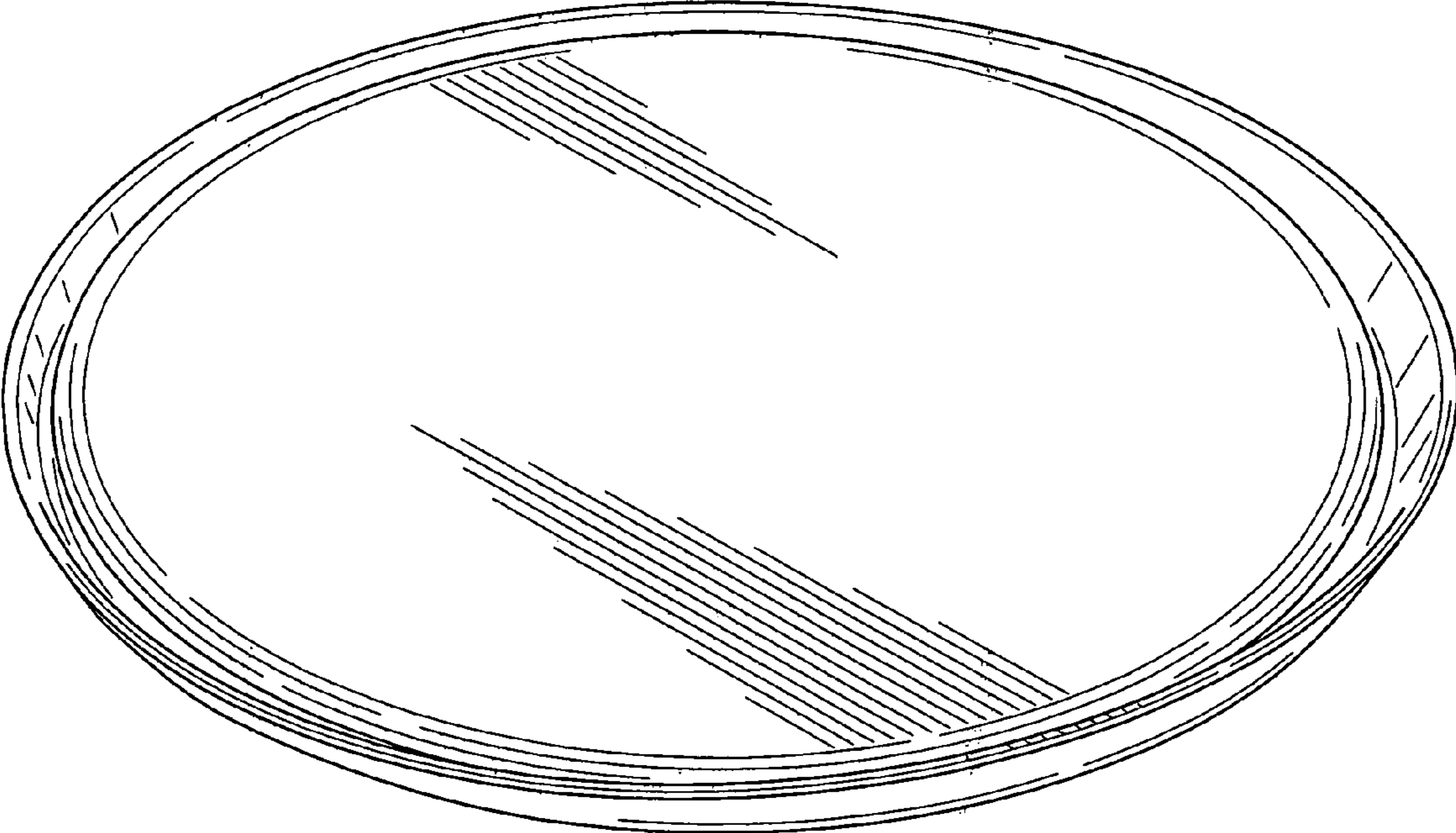


FIG. 2

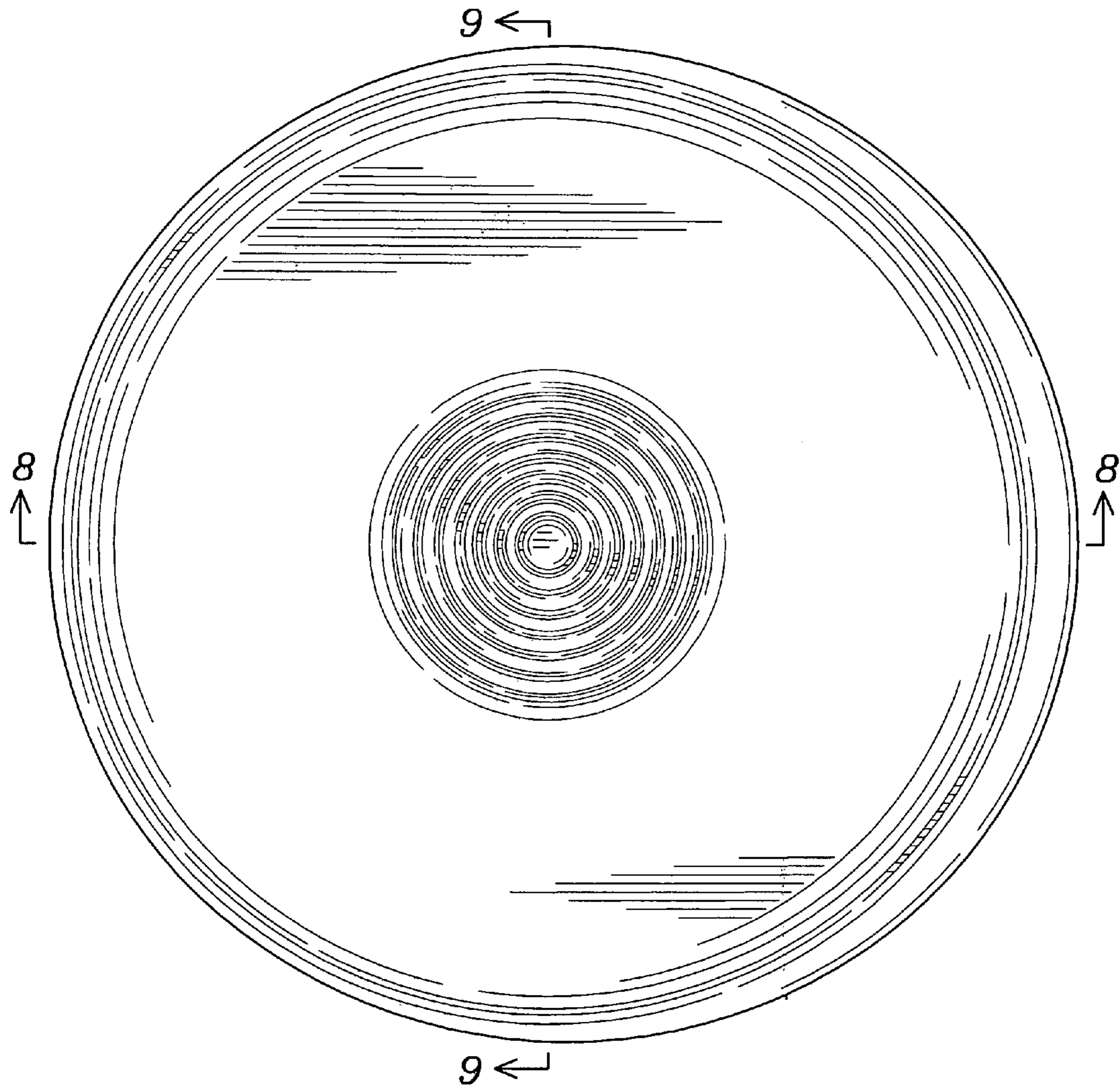


FIG. 3

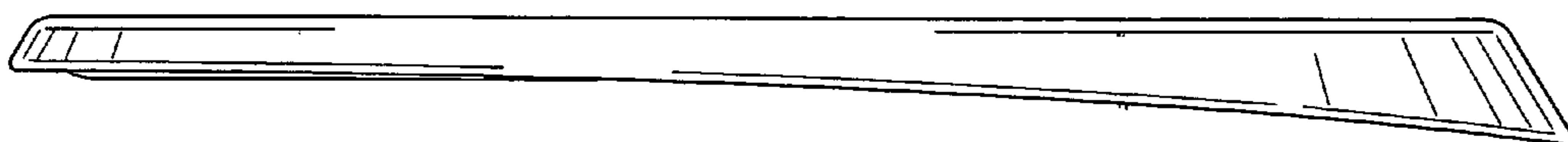


FIG. 5




FIG. 4




FIG. 6




FIG. 7

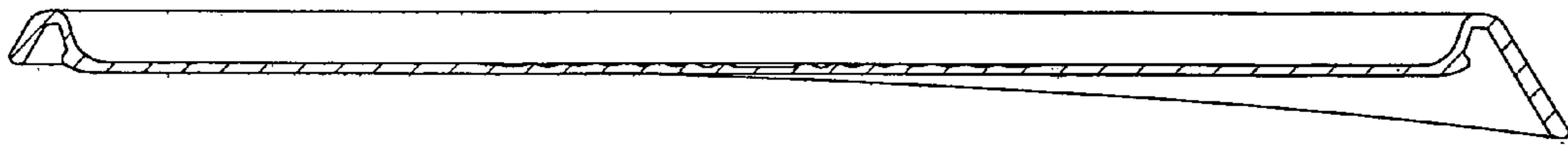


FIG. 8



FIG. 9