



US00D676271S

(12) **United States Design Patent**
Reiner

(10) **Patent No.:** **US D676,271 S**

(45) **Date of Patent:** **** Feb. 19, 2013**

(54) **ELECTRIC DEEP FRYER WITH HANDLES**

(75) Inventor: **Guillaume Reiner**, Grenoble (FR)

(73) Assignee: **SEB**, Selongey (FR)

(**) Term: **14 Years**

(21) Appl. No.: **29/424,309**

(22) Filed: **Jun. 11, 2012**

(30) **Foreign Application Priority Data**

Dec. 12, 2011 (FR) 11 5966

(51) **LOC (9) Cl.** **07-02**

(52) **U.S. Cl.** **D7/354**

(58) **Field of Classification Search** D7/323,
D7/329-332, 337-339, 346-347, 350.1-350.4,
D7/353-367, 391-395, 402-406, 538, 542-543;
99/324-325, 330-332, 337-340, 369, 400-418,
99/422, 425, 444, 483; 126/37 R, 41 R, 261,
126/378.1; 206/501-505, 507-508; 219/400,
219/405, 429-442, 620-624, 725, 730-735;
220/315, 573.1-573.5, 912; 426/438, 441
See application file for complete search history.

(56) **References Cited**

U.S. PATENT DOCUMENTS

D347,353 S *	5/1994	Piret et al.	D7/354
5,469,782 A	11/1995	Wong		
D374,588 S *	10/1996	Federico	D7/354
D386,646 S *	11/1997	Wurth	D7/354
D387,243 S *	12/1997	Bumoux	D7/354
D397,579 S *	9/1998	Wu Chang	D7/350.1
D414,072 S *	9/1999	Powell	D7/354
D422,447 S *	4/2000	Josancy	D7/354
D423,277 S *	4/2000	Josancy	D7/354
D424,366 S *	5/2000	Blaise	D7/354
D436,795 S *	1/2001	Martres et al.	D7/354
D446,680 S *	8/2001	Falt et al.	D7/354
D452,795 S *	1/2002	Johnson et al.	D7/354
D463,711 S *	10/2002	Josancy	D7/354
D464,526 S *	10/2002	Brown	D7/354
D465,125 S *	11/2002	Chedal Anglay	D7/354
D473,097 S *	4/2003	Brown et al.	D7/354
D474,937 S *	5/2003	Josancy	D7/354
D475,570 S *	6/2003	Josancy	D7/354

D489,935 S *	5/2004	Choi	D7/354
6,742,444 B1 *	6/2004	Lai et al.	99/330
6,807,899 B2 *	10/2004	Dirand	99/403
D533,014 S *	12/2006	Choi	D7/354
D551,897 S *	10/2007	De Pra'	D7/339
D557,552 S *	12/2007	Matras	D7/354
D592,008 S	5/2009	Reiner		
D610,392 S *	2/2010	Fiorotto	D7/354
D611,757 S *	3/2010	Reiner	D7/354
D622,093 S	8/2010	Reiner		
D638,251 S	5/2011	Josancy		
7,993,694 B2	8/2011	Goderiaux et al.		
D655,971 S	3/2012	Reiner		
D664,801 S	8/2012	Reiner		
2008/0163764 A1	7/2008	Payen et al.		
2008/0213447 A1	9/2008	Payen et al.		

FOREIGN PATENT DOCUMENTS

FR	05/6340	2/2006
FR	09/2453	7/2009
FR	11/5630	2/2012

* cited by examiner

Primary Examiner — Ricky Pham
(74) *Attorney, Agent, or Firm* — Loeb & Loeb LLP

(57) **CLAIM**

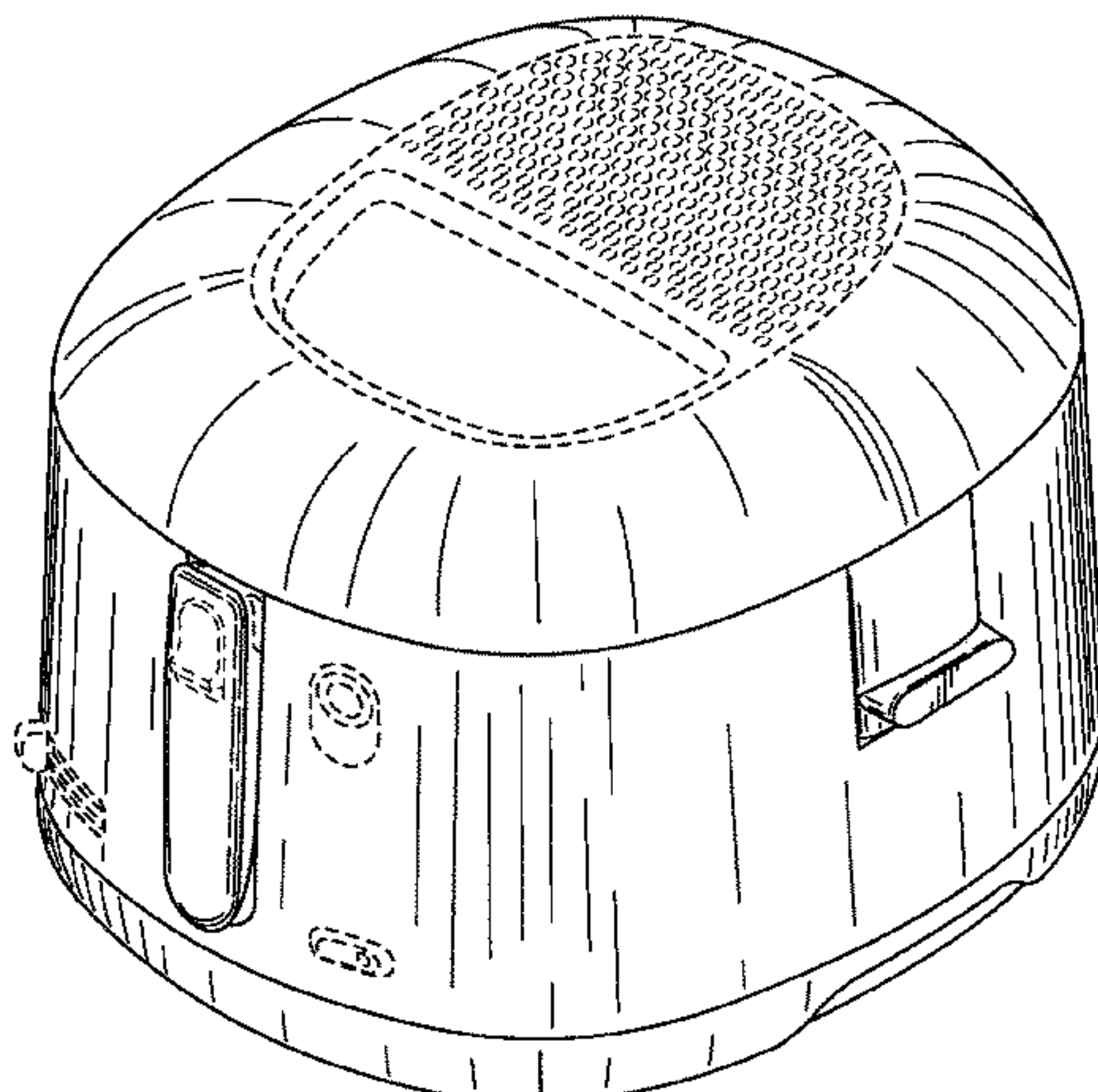
The ornamental design for an electric deep fryer with handles, as shown and described.

DESCRIPTION

FIG. 1 is a front elevational view of an embodiment of an electric deep fryer with handles.
FIG. 2 is a back elevational view of the electric deep fryer with handles of FIG. 1.
FIG. 3 is a left side elevational view of the electric deep fryer with handles of FIG. 1.
FIG. 4 is a right side elevational view of the electric deep fryer with handles of FIG. 1.
FIG. 5 is a top plan view of the electric deep fryer with handles of FIG. 1.
FIG. 6 is bottom plan view of the electric deep fryer with handles of FIG. 1; and,
FIG. 7 is a perspective view of the electric deep fryer with handles of FIG. 1.

The broken lines appearing in the figures are for the purpose of illustrating the environmental structure of the article of the claimed design and form no part of the claimed design.

1 Claim, 7 Drawing Sheets



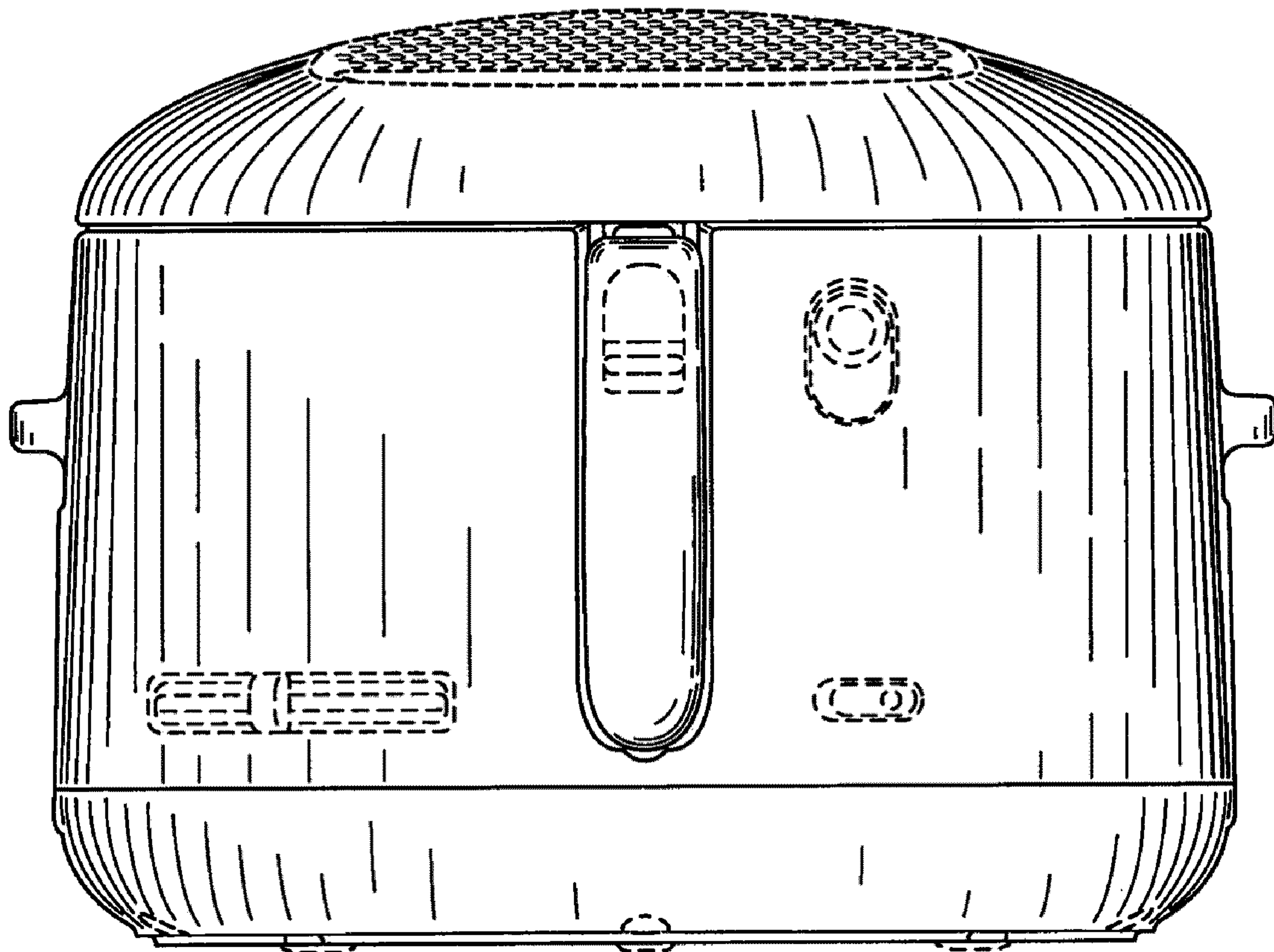


FIG. 1

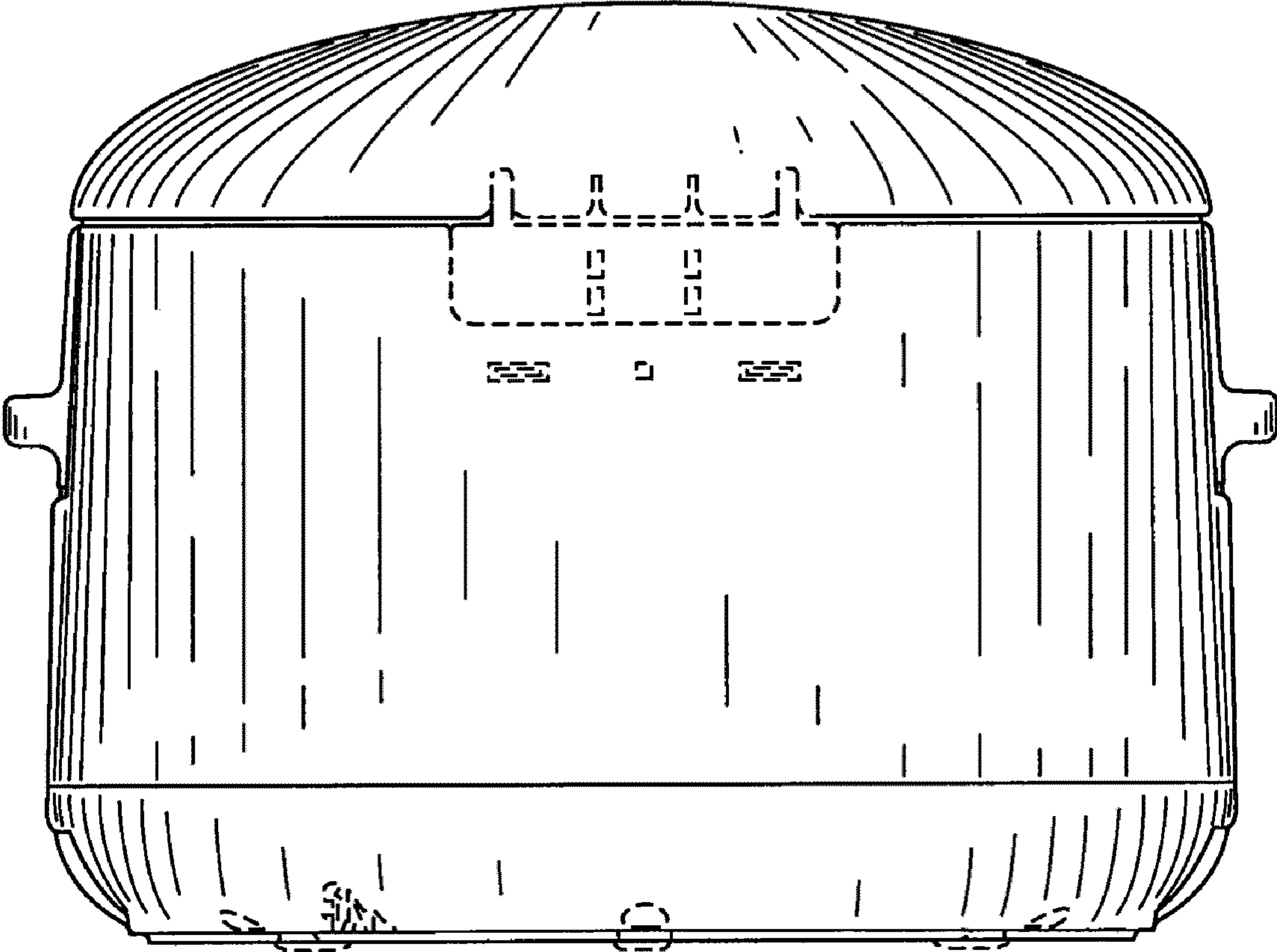


FIG. 2

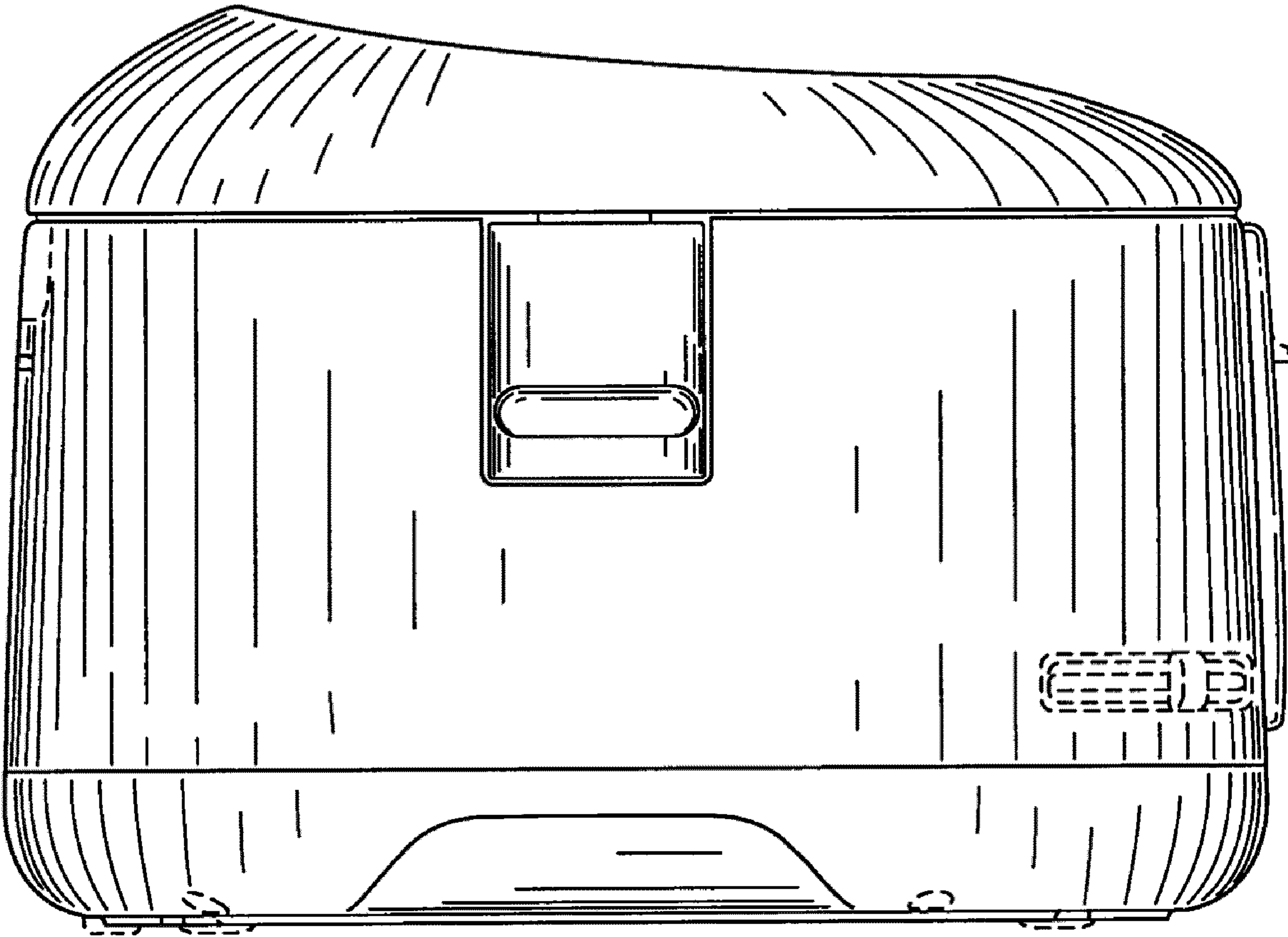


FIG. 3

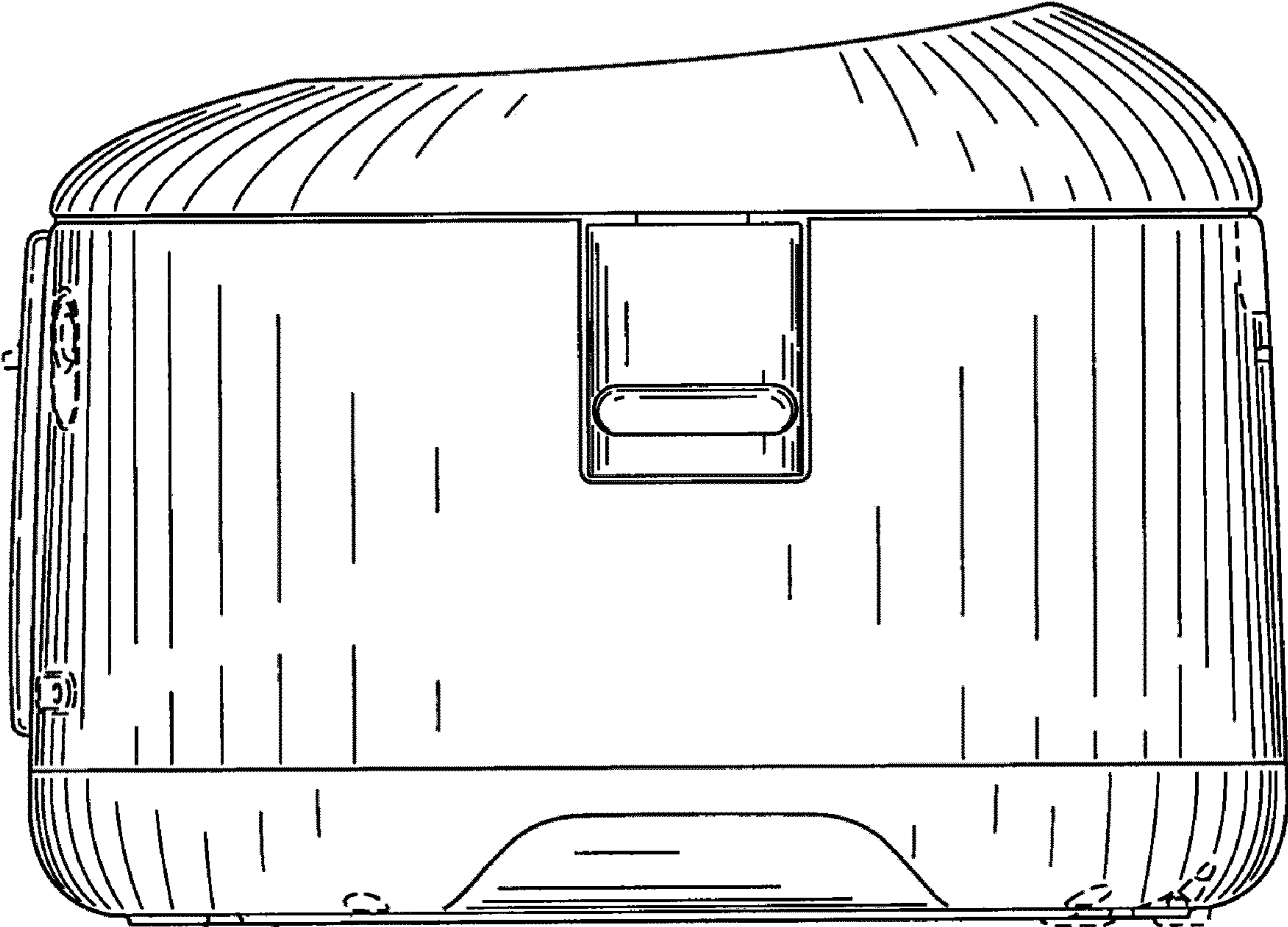


FIG. 4

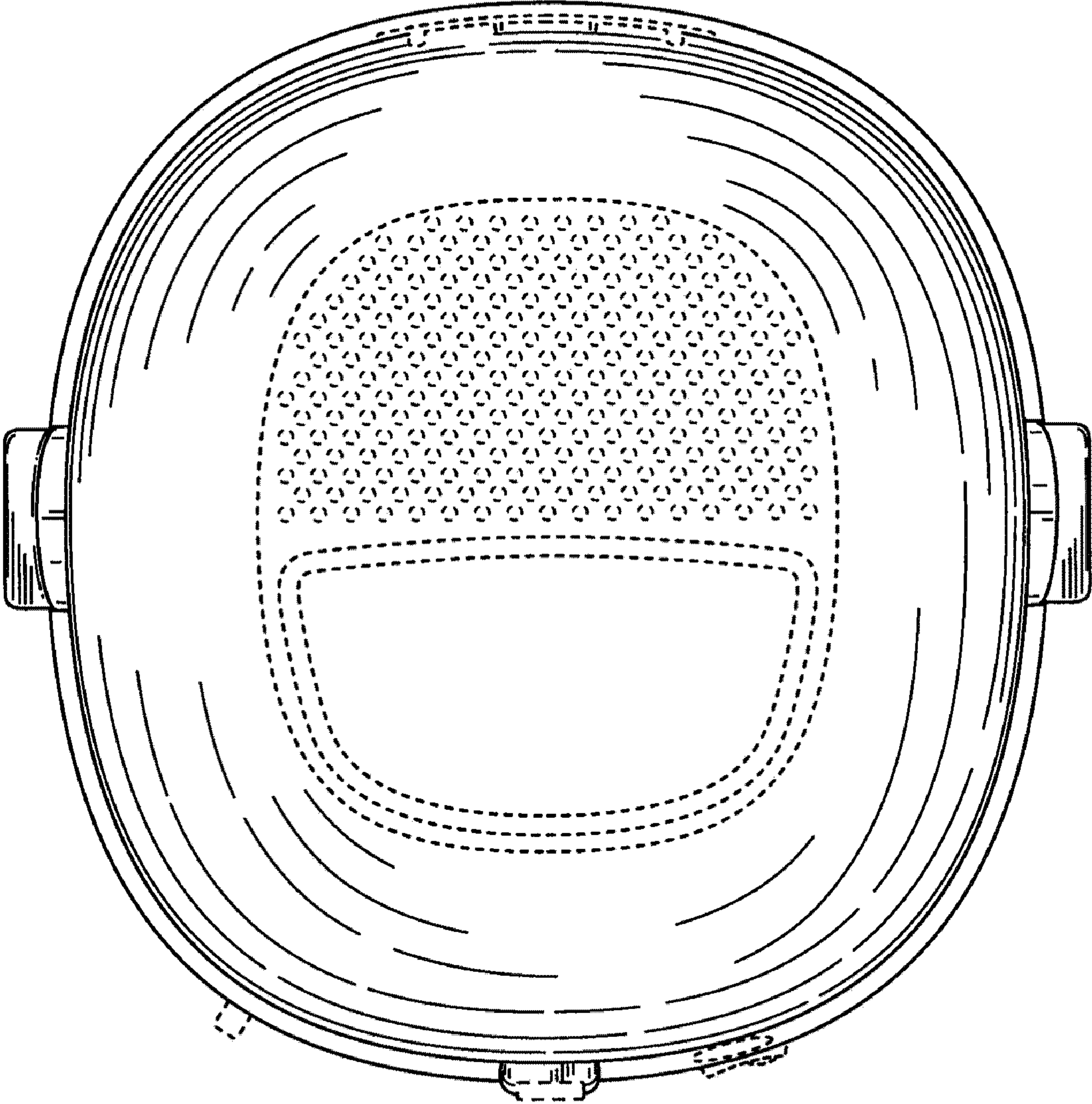


FIG. 5

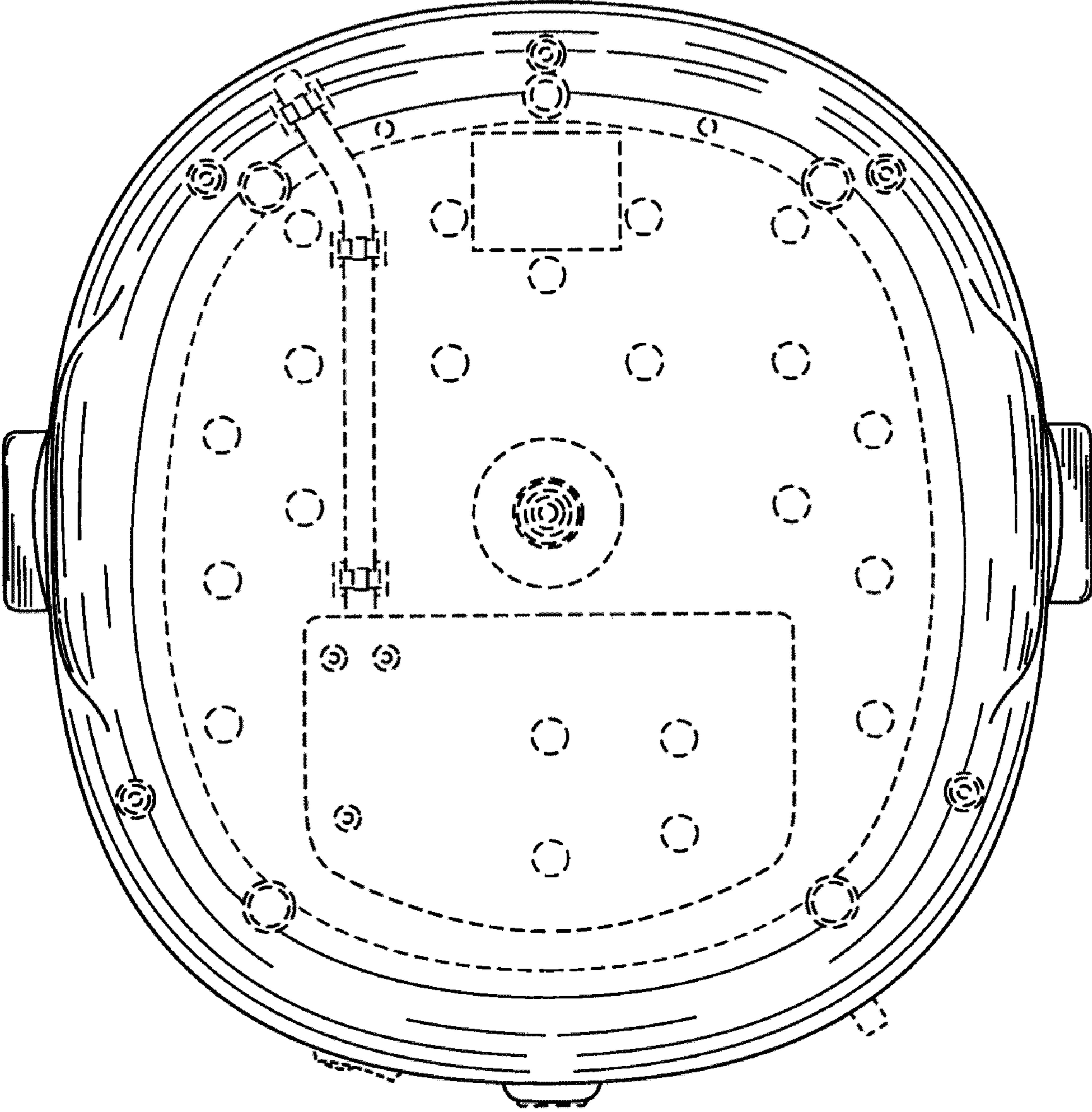


FIG. 6

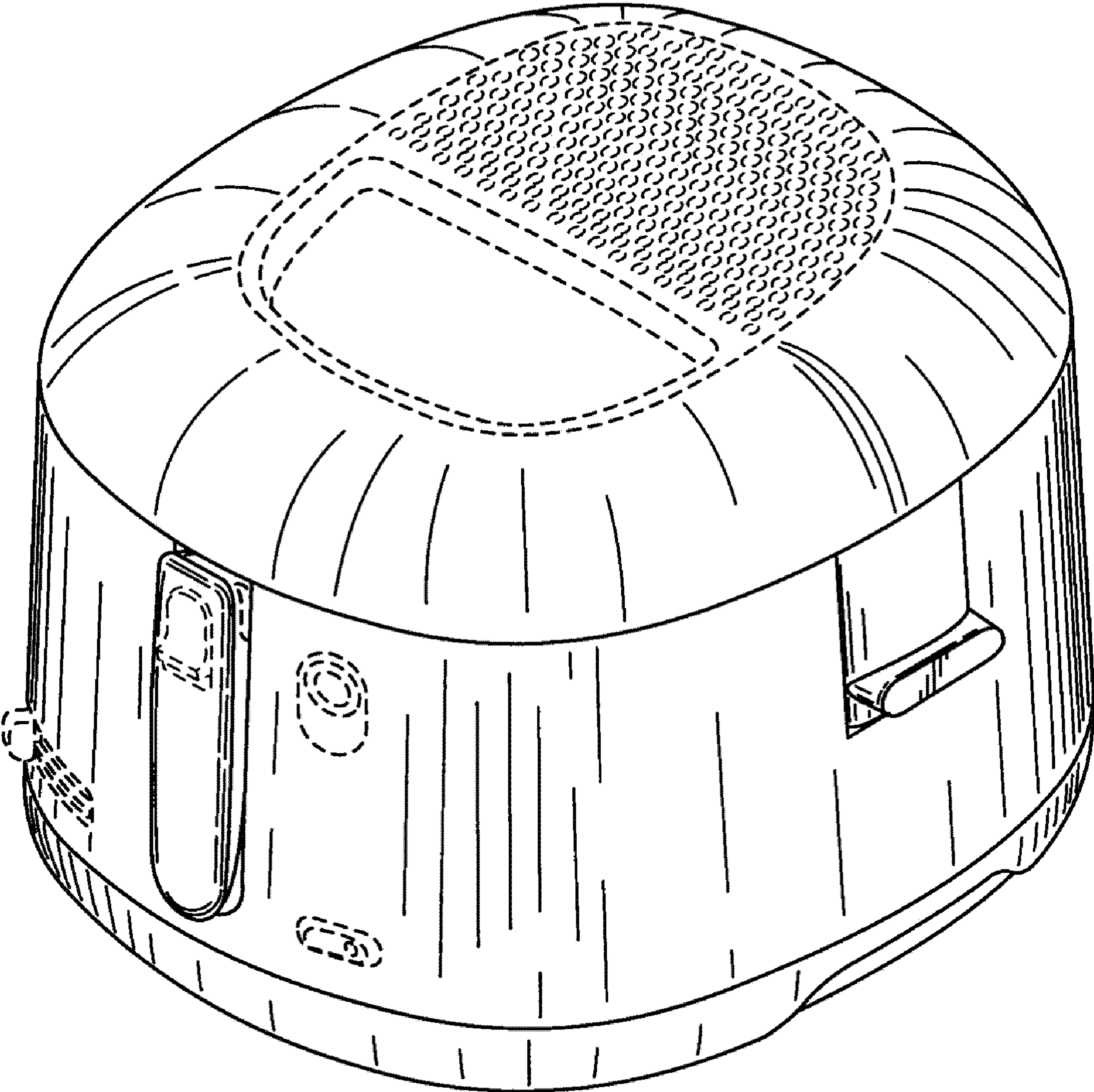


FIG. 7