



US00D676231S

(12) **United States Design Patent**
Coleman

(10) **Patent No.:** **US D676,231 S**

(45) **Date of Patent:** **** Feb. 19, 2013**

(54) **KNITTING ABACUS**

(76) **Inventor:** **Sharon Coleman**, Chepachet, RI (US)

(**) **Term:** **14 Years**

(21) **Appl. No.:** **29/412,026**

(22) **Filed:** **Jan. 30, 2012**

(51) **LOC (9) Cl.** **03-01**

(52) **U.S. Cl.** **D3/18**

(58) **Field of Classification Search** D3/18;
66/1 A, 1 R; D18/6, 10; D11/83.6, 11, 17,
D11/22, 38; 116/222

See application file for complete search history.

(56) **References Cited**

U.S. PATENT DOCUMENTS

D64,259 S *	3/1924	McDermott	D11/2
D149,298 S *	4/1948	Philippe	D11/11
3,247,561 A *	4/1966	Speranza	24/116 A
4,210,093 A *	7/1980	Baker	116/222

5,395,245 A *	3/1995	Heinz	434/204
D518,961 S *	4/2006	Armstrong	D3/327
D657,281 S *	4/2012	Psaute	D11/11
2012/0251986 A1 *	10/2012	Silas-Martin	434/203

* cited by examiner

Primary Examiner — T. Chase Nelson

Assistant Examiner — Ania Aman

(74) *Attorney, Agent, or Firm* — James M Smedley LLC;
James M. Smedley, Esq.

(57) **CLAIM**

I claim the ornamental design for a knitting abacus, as shown and described.

DESCRIPTION

FIG. 1 is a front perspective view showing the new design.

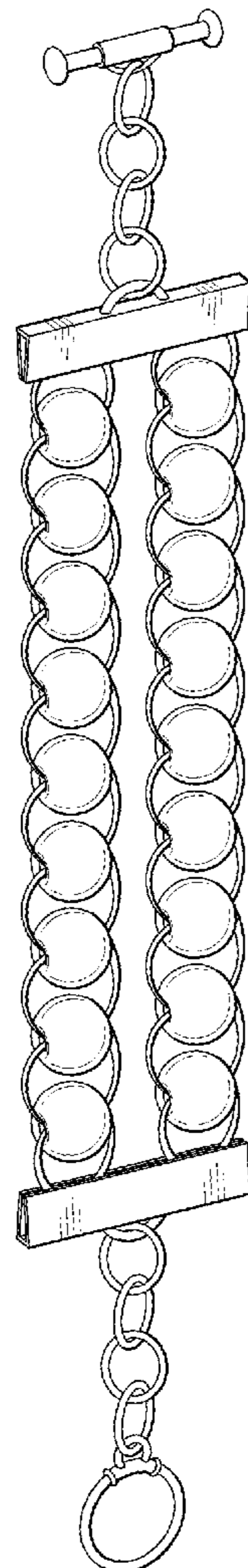
FIG. 2 is a rear view showing the new design.

FIG. 3 is a top view showing the new design.

FIG. 4 is a bottom view showing the new design; and,

FIG. 5 is a side view showing the new design.

1 Claim, 2 Drawing Sheets



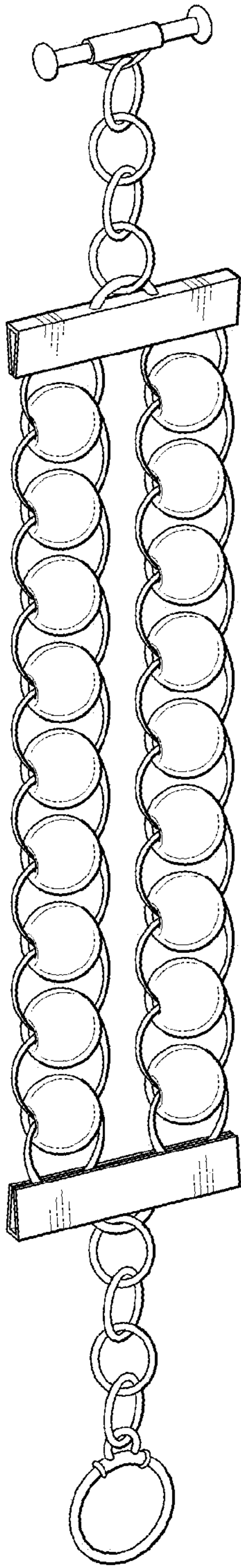


Fig. 1




Fig. 2

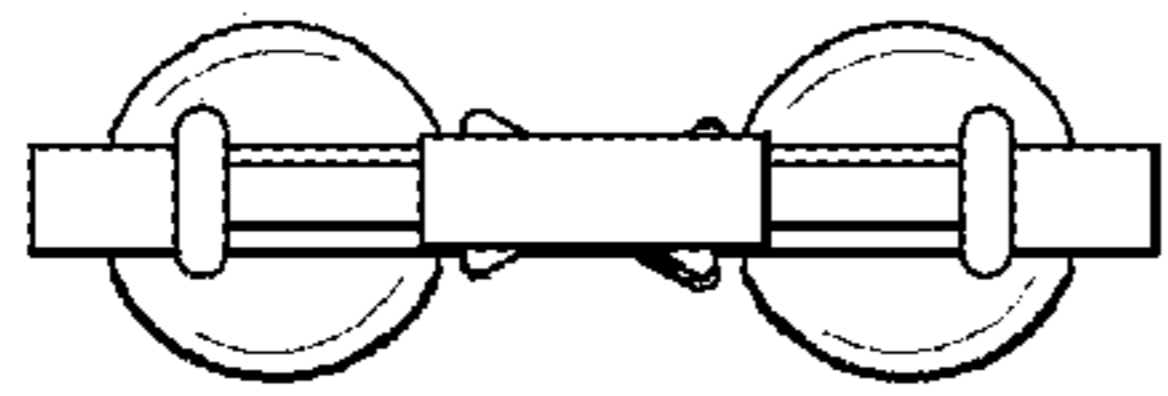


Fig. 3

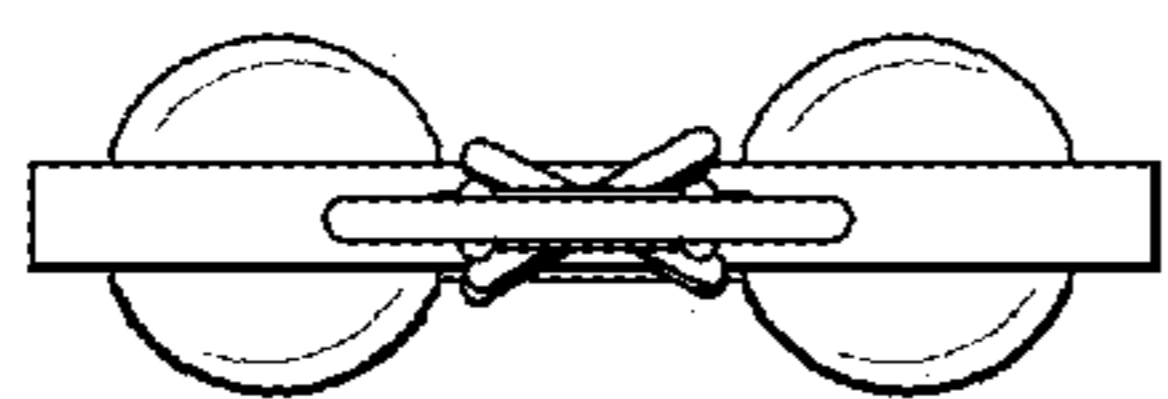


Fig. 4

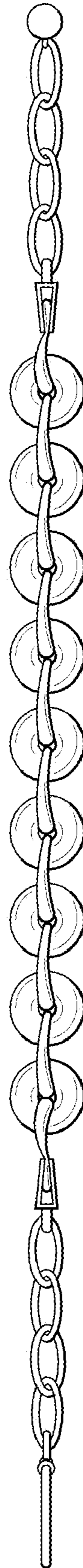


Fig. 5