



US00D676225S

(12) **United States Design Patent**
Liu

(10) **Patent No.:** **US D676,225 S**

(45) **Date of Patent:** **** Feb. 19, 2013**

(54) **INSOLE**

(76) **Inventor:** **Hsiu-Fu Liu, Taichung (TW)**

(**) **Term:** **14 Years**

(21) **Appl. No.:** **29/430,207**

(22) **Filed:** **Aug. 22, 2012**

(51) **LOC (9) Cl.** **02-99**

(52) **U.S. Cl.** **D2/961**

(58) **Field of Classification Search** D2/946,
D2/961; 36/43, 44, 71

See application file for complete search history.

(56) **References Cited**

U.S. PATENT DOCUMENTS

49,874	A *	9/1865	Gittens	36/44
2,221,202	A *	11/1940	Ratcliff	36/44
2,282,934	A *	5/1942	Calderazzo	36/44
2,286,495	A *	6/1942	Matteson	D2/961
D139,233	S *	10/1944	Averill	D2/961
2,404,731	A *	7/1946	Johnson	36/44
D197,504	S *	2/1964	O'Donnell	D2/961

4,297,797	A *	11/1981	Meyers	36/44
5,184,409	A *	2/1993	Brown	36/44
D343,504	S *	1/1994	Lee	D2/961
D402,452	S *	12/1998	Allen	D2/961
D580,639	S *	11/2008	Wurzburg	D2/961
D599,994	S *	9/2009	Elliott et al.	D2/961
D625,501	S *	10/2010	Lidtke	D2/961

* cited by examiner

Primary Examiner — Dominic Simone

(57) **CLAIM**

The ornamental design for an insole, as show and described.

DESCRIPTION

FIG. 1 is a perspective view of a insole showing my new design;

FIG. 2 is a front elevational view thereof;

FIG. 3 is a rear elevational view thereof;

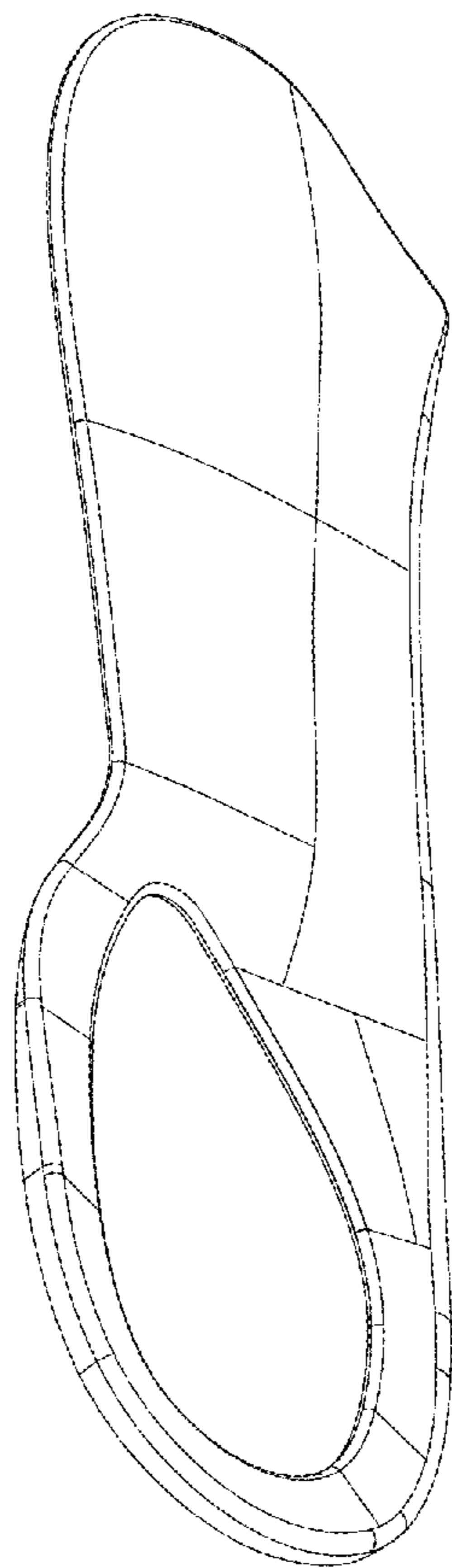
FIG. 4 is a left side elevational view thereof;

FIG. 5 is a right side elevational view thereof;

FIG. 6 a top plan view thereof; and,

FIG. 7 a bottom plan view thereof.

1 Claim, 5 Drawing Sheets



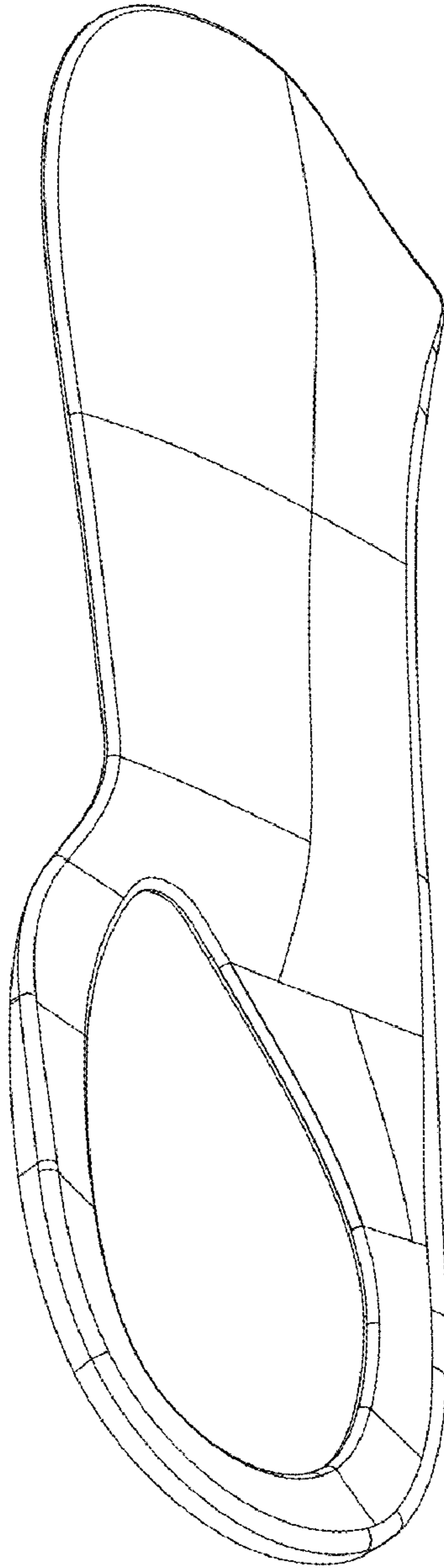


FIG. 1

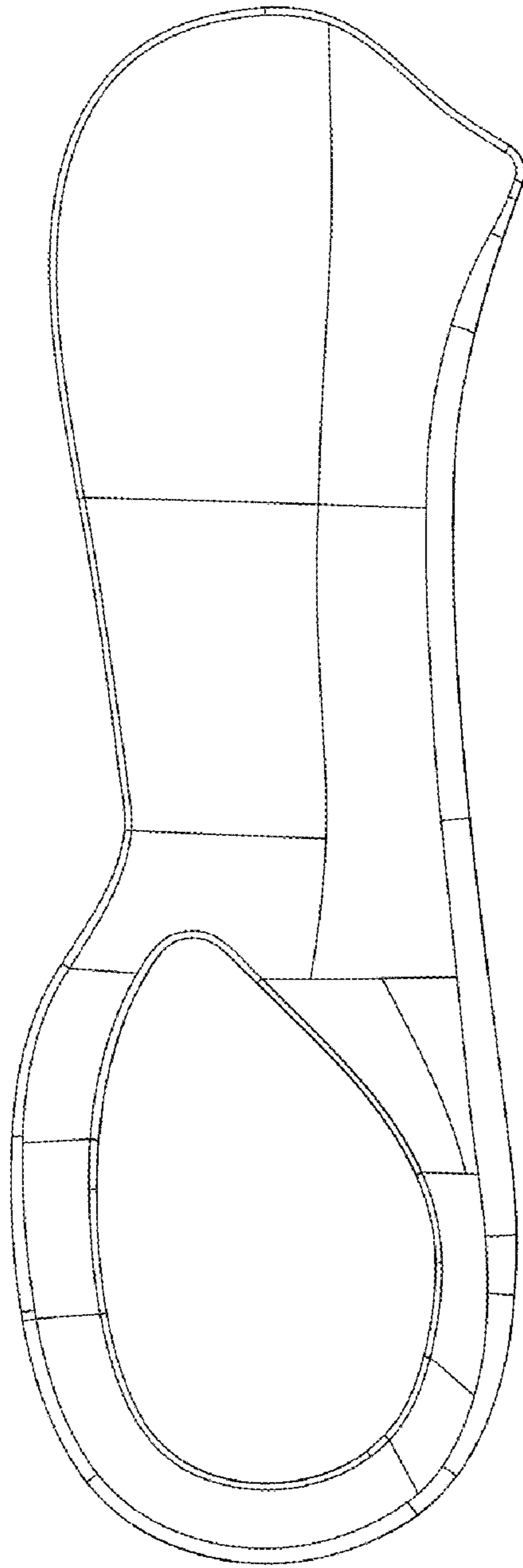


FIG. 2

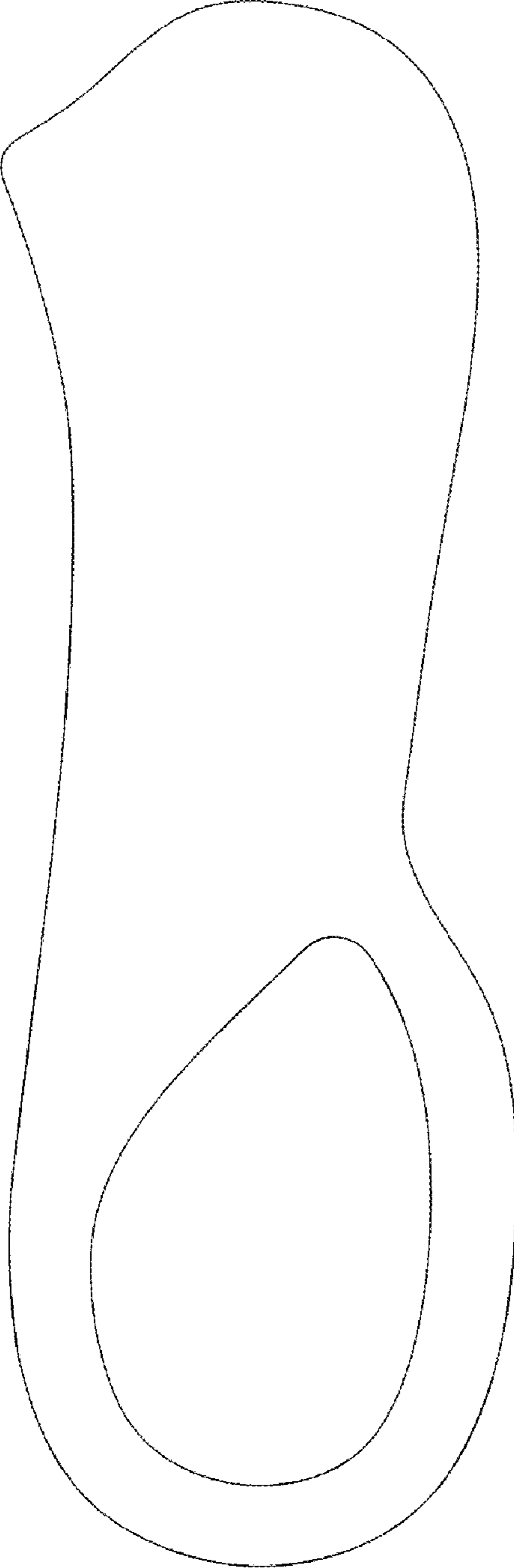


FIG. 3




FIG. 4



FIG. 5




FIG. 6

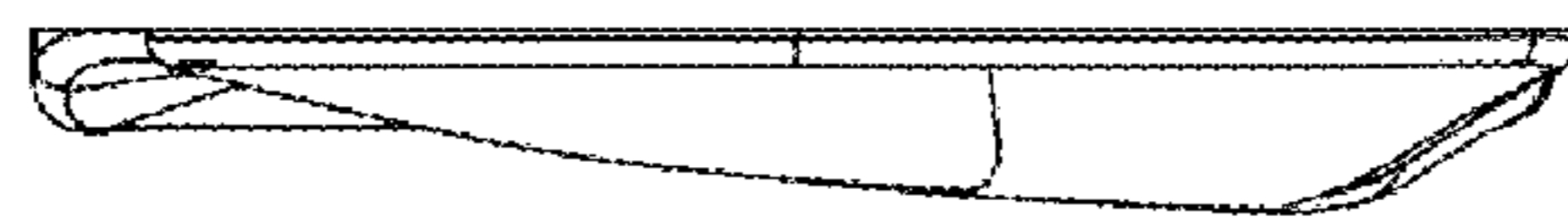


FIG. 7