



US00D676196S

(12) **United States Design Patent**
Gaugler

(10) **Patent No.:** **US D676,196 S**

(45) **Date of Patent:** **** Feb. 12, 2013**

(54) **RAZOR**

(76) Inventor: **Donald Gaugler**, New York, NY (US)

(**) Term: **14 Years**

(21) Appl. No.: **29/421,223**

(22) Filed: **Jun. 14, 2012**

(51) **LOC (9) Cl.** **28-03**

(52) **U.S. Cl.** **D28/45**

(58) **Field of Classification Search** D28/44.1-48,
D28/49-54; 30/32, 34.05, 34.1-34.2, 41.9,
30/43-43.92, 47-52, 42-46, 53-55, 57-73,
30/74-84, 526-541, 346.5-346.61
See application file for complete search history.

(56) **References Cited**

U.S. PATENT DOCUMENTS

D159,994 S *	9/1950	Lee	D28/52
D197,588 S *	2/1964	Macon	D28/25
D232,874 S *	9/1974	Koblick	D28/52
4,285,125 A *	8/1981	Chen et al.	30/53

4,665,615 A *	5/1987	Martinez	30/53
D361,866 S *	8/1995	Febus	D28/46
2004/0181944 A1 *	9/2004	Clark	30/53

* cited by examiner

Primary Examiner — Jennifer Rivard

(74) *Attorney, Agent, or Firm* — Patrick J. Walsh

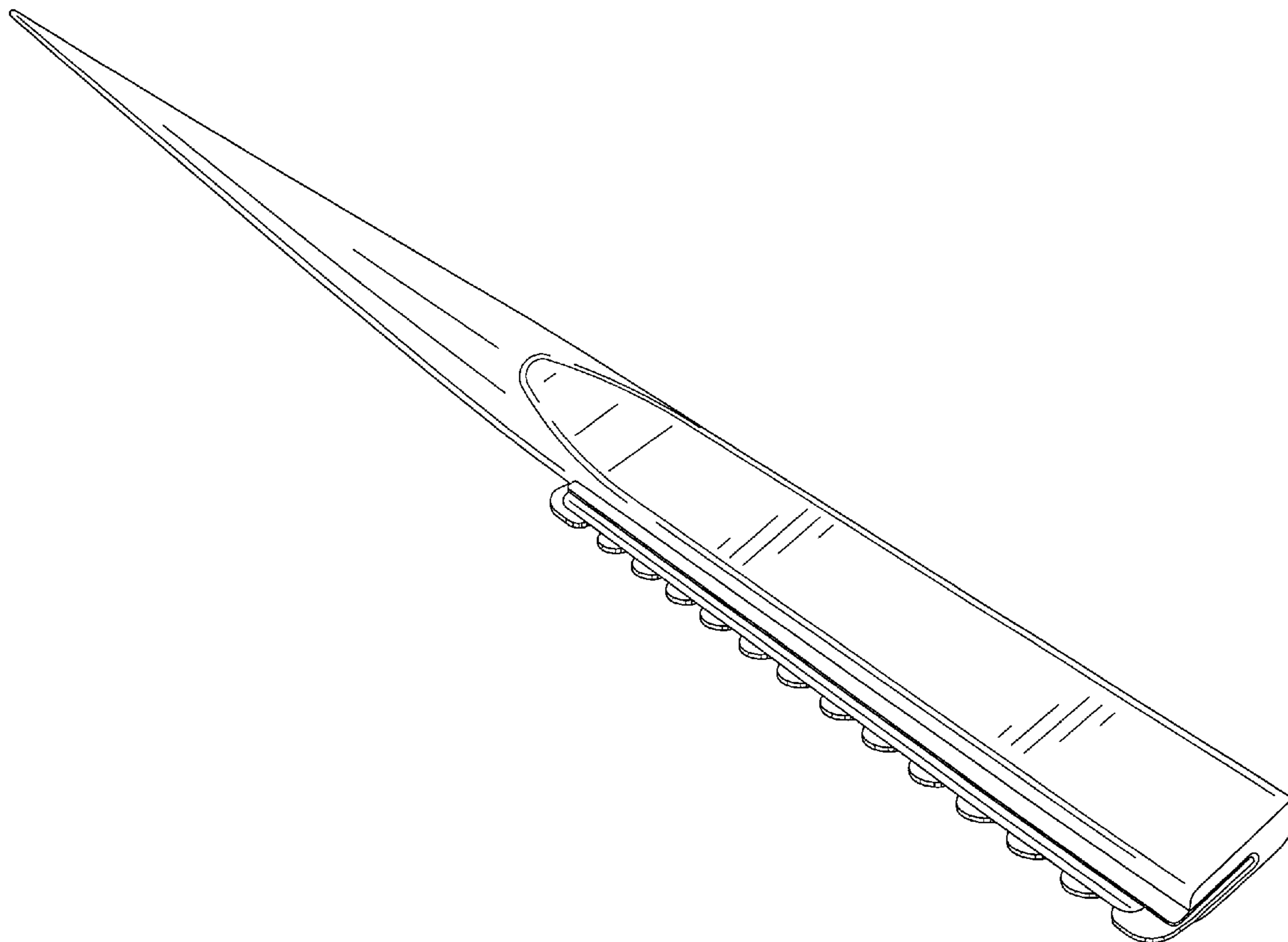
(57) **CLAIM**

The ornamental design for razor, as shown and described.

DESCRIPTION

FIG. 1 is a perspective view of razor, showing my new design.
FIG. 2 is a top plan view thereof;
FIG. 3 is a bottom plan view thereof;
FIG. 4 is a side elevation view thereof, the opposite side
having the same appearance;
FIG. 5 is an elevation view of the right end of razor of FIG. 4;
and,
FIG. 6 is an elevation view of the left end of razor of FIG. 4.

1 Claim, 2 Drawing Sheets



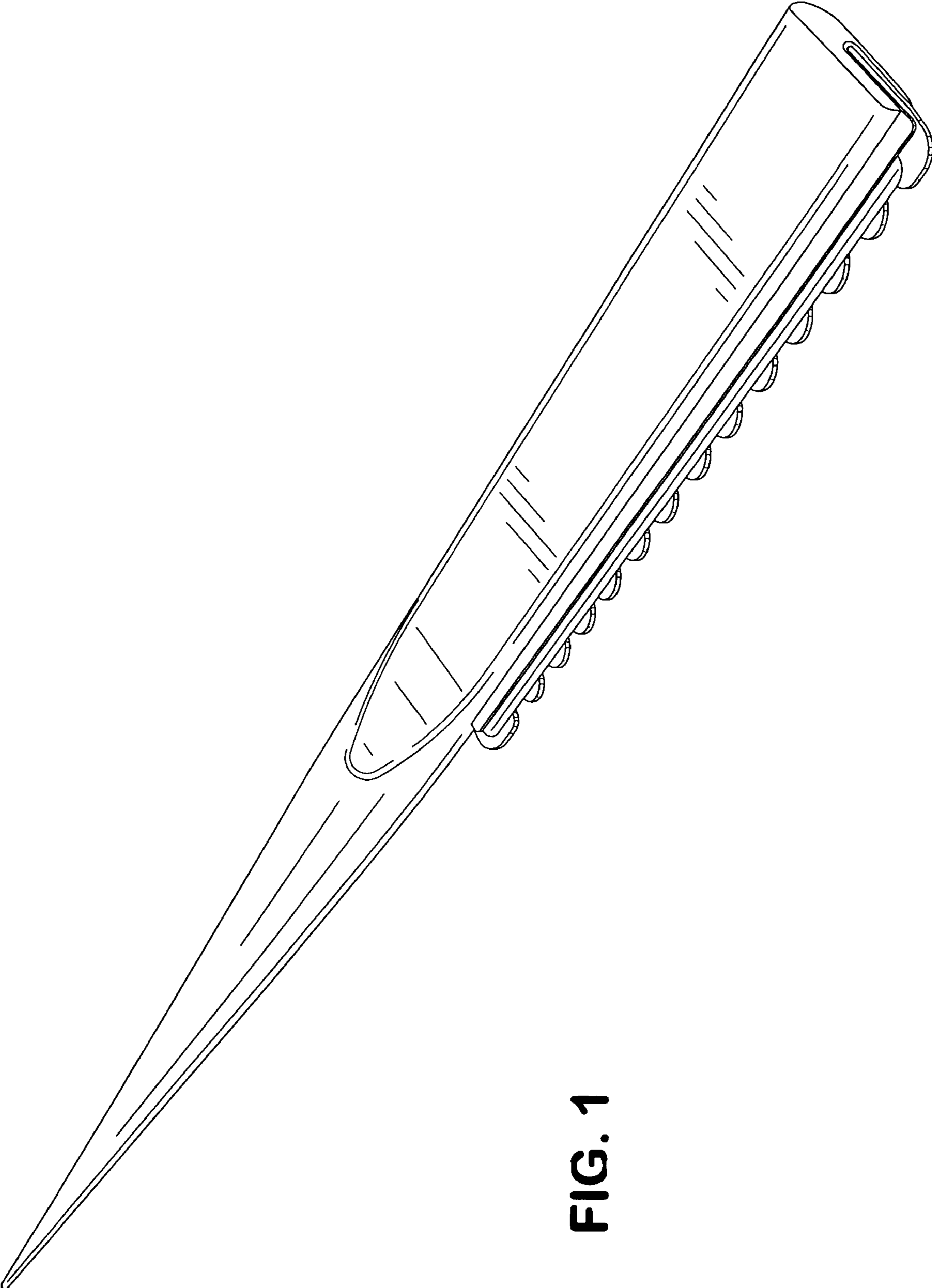


FIG. 1



FIG. 2



FIG. 3



FIG. 4

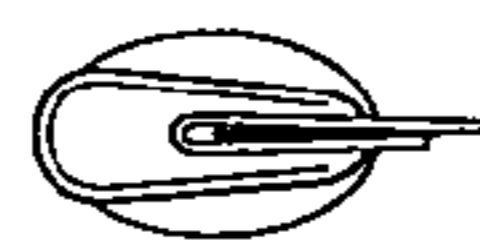


FIG. 5



FIG. 6