



US00D676194S

(12) **United States Design Patent**
Biegel et al.

(10) **Patent No.:** **US D676,194 S**

(45) **Date of Patent:** **** Feb. 12, 2013**

(54) **CURVED COSMETIC APPLICATOR WITH CAP**

(75) Inventors: **Friedrich Biegel**, Nuremberg (DE);
Joerg Karas, Igensdorf (DE); **Britta Lorenz**, Nuremberg (DE)

(73) Assignee: **Schwan—STABILO Cosmetics GmbH & Co. KG.**, Heroldsberg, Alemania

(**) Term: **14 Years**

(21) Appl. No.: **29/414,923**

(22) Filed: **Mar. 6, 2012**

(51) **LOC (9) Cl.** **28-02**

(52) **U.S. Cl.** **D28/7**

(58) **Field of Classification Search** D28/7,
D28/8, 20–22, 30–31, 76, 85, 99; 132/108,
132/202, 208, 317.32; 401/202–207, 261–267;
D4/132–135; D24/119

See application file for complete search history.

(56) **References Cited**

U.S. PATENT DOCUMENTS

D224,655 S * 8/1972 Dragan D24/112
D504,948 S * 5/2005 Dragan et al. D24/152
D622,000 S * 8/2010 Kluge D28/7

D638,939 S * 5/2011 Eikhoff et al. D24/144
D639,946 S * 6/2011 Simon D24/152
2006/0204924 A1* 9/2006 Galehr et al. 433/90

* cited by examiner

Primary Examiner — Zenia Bennett

(74) *Attorney, Agent, or Firm* — Jura C. Zibas; Wilson, Elser, Moskowitz, Edelman & Dicker LLP

(57) **CLAIM**

The ornamental design for a curved cosmetic applicator with cap, as shown and described.

DESCRIPTION

FIG. 1 is a front perspective view of the curved cosmetic applicator with cap according to our design;

FIG. 2 is a side view of the curved cosmetic applicator with cap;

FIG. 3 is a top view of the curved cosmetic applicator with cap;

FIG. 4 is a rear perspective view of curved cosmetic applicator with cap;

FIG. 5 is a rear view of the curved cosmetic applicator with cap;

FIG. 6 is a front view of the curved cosmetic applicator with cap;

FIG. 7 is a bottom view of the curved cosmetic applicator with cap; and,

FIG. 8 is the alternate side view of the curved cosmetic applicator with cap.

1 Claim, 3 Drawing Sheets





FIG. 1




FIG. 2




FIG. 3




FIG. 4



FIG. 5

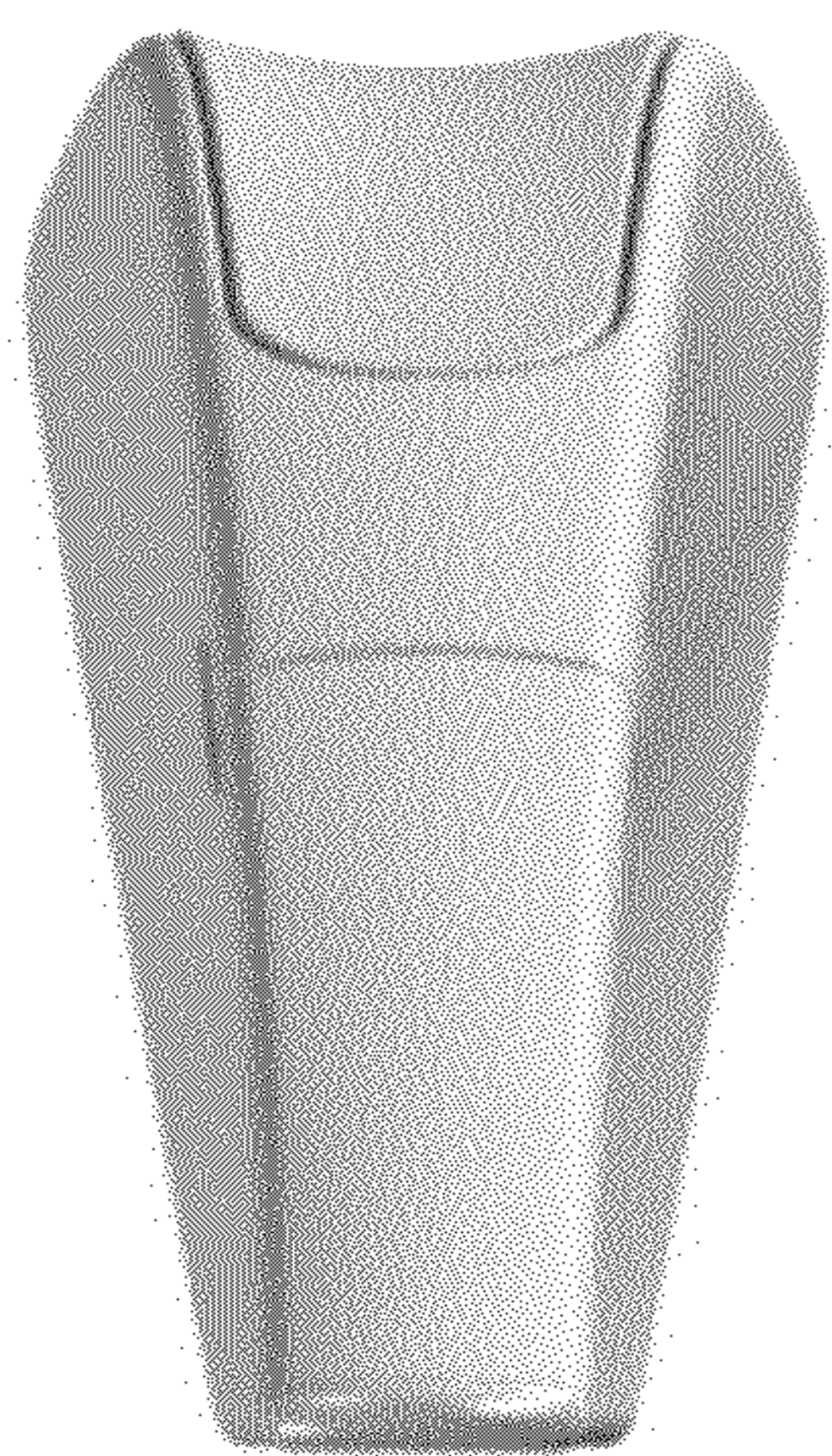


FIG. 6

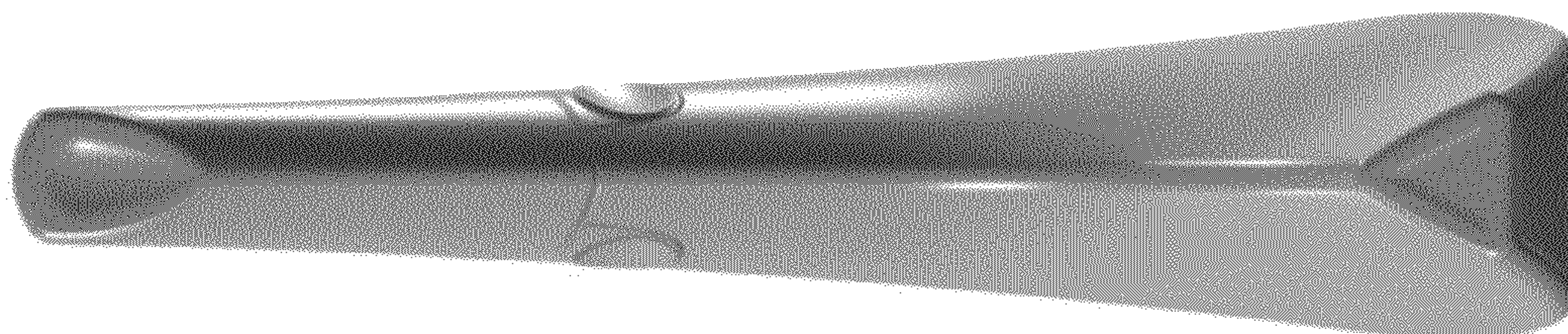


FIG. 7




FIG. 8