

US00D676190S

(12) **United States Design Patent**
Guercio et al.

(10) **Patent No.:** **US D676,190 S**

(45) **Date of Patent:** **** Feb. 12, 2013**

(54) **BULLET SHAPED LED LIGHT FIXTURE**

(75) Inventors: **Vincenzo Guercio**, Wallkill, NY (US);
Jiang Hu, Shanghai (CN)

(73) Assignee: **RAB Lighting Inc.**, Northvale, NJ (US)

(**) Term: **14 Years**

(21) Appl. No.: **29/414,251**

(22) Filed: **Feb. 27, 2012**

(51) **LOC (9) Cl.** **26-99**

(52) **U.S. Cl.** **D26/128**

(58) **Field of Classification Search** D26/1,
D26/2, 118, 113, 138, 119, 120, 121, 122,
D26/76, 77, 75, 78, 85, 86, 89, 90, 62, 64,
D26/65, 66, 63, 73, 72, 74, 68, 71, 28, 123,
D26/124, 127, 128, 129, 134, 135, 132, 139,
D26/154, 155, 152, 149, 148, 145, 143, 142,
D26/140, 141, 153, 144, 91, 92, 29, 24, 25,
D26/26, 8, 114, 37, 87; 362/202, 347, 349,
362/362, 419, 96, 192, 145, 294, 326, 267,
362/373, 249.01–249.12; D13/102, 179,
D13/180

See application file for complete search history.

(56) **References Cited**

U.S. PATENT DOCUMENTS

D98,047 S *	1/1936	Beck	D26/63
D146,809 S *	5/1947	Robinson	D26/63
D234,218 S *	1/1975	Donato	D26/65
D234,220 S *	1/1975	Donato	D26/65
D315,964 S *	4/1991	Joosten et al.	D26/63
D322,862 S *	12/1991	Miller	D26/63
D385,638 S *	10/1997	Bonnette et al.	D26/62
D399,584 S *	10/1998	Giese et al.	D26/63
D399,585 S *	10/1998	Giese et al.	D26/63
D400,997 S *	11/1998	Cheun et al.	D26/63
D417,519 S *	12/1999	Cutler	D26/63
D427,696 S *	7/2000	Scott et al.	D26/28
D435,925 S *	1/2001	Hiller et al.	D26/63
D440,330 S *	4/2001	Scott et al.	D26/28
D463,048 S *	9/2002	Scott et al.	D26/28
D482,476 S *	11/2003	Kwong	D26/63

D486,259 S *	2/2004	Crawford et al.	D26/51
D491,684 S *	6/2004	McInnis	D26/63
D495,079 S *	8/2004	Mullen	D26/63
D507,668 S *	7/2005	Kwong	D26/24
D509,013 S *	8/2005	Opolka	D26/63
D509,842 S *	9/2005	Ou	D16/203
D521,665 S *	5/2006	Ness	D26/28
D524,975 S *	7/2006	Oas	D26/60
D554,171 S *	10/2007	Deng	D16/203
D561,368 S *	2/2008	Opolka	D26/61
D563,579 S *	3/2008	Grimberg et al.	D26/61
D566,871 S *	4/2008	Kumthampinij et al.	D26/60
D589,191 S *	3/2009	Sabernig	D26/63
D599,950 S *	9/2009	Sabernig	D26/136
D616,587 S *	5/2010	Sabernig	D26/63
D626,675 S *	11/2010	Leen	D26/63
D648,056 S *	11/2011	Muehlhaeusler et al.	D26/63
D653,386 S *	1/2012	Rose	D26/128

(Continued)

Primary Examiner — Kevin Rudzinski

(74) *Attorney, Agent, or Firm* — Stewart & Irwin, P.C.;
Dennis S. Schell

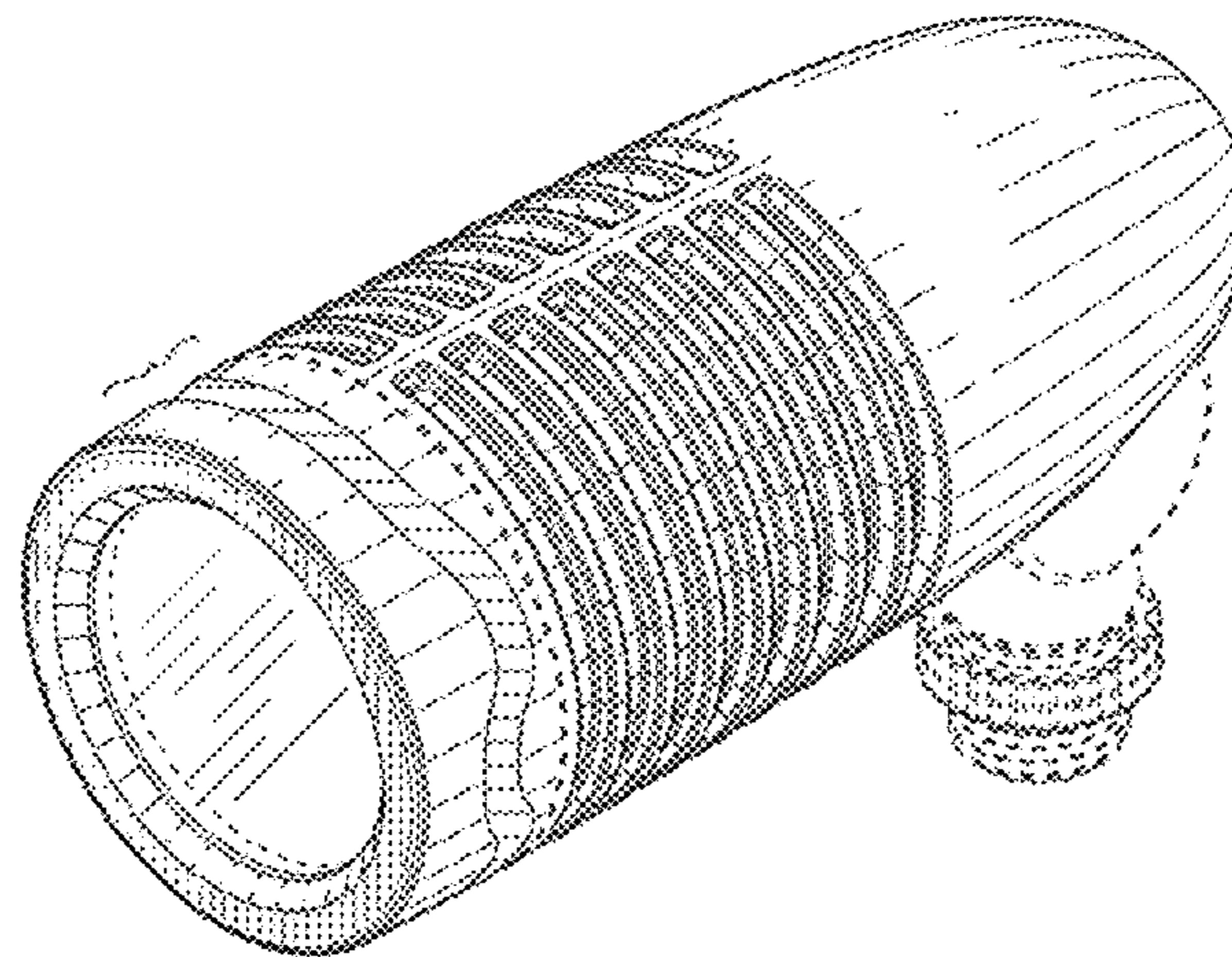
(57) **CLAIM**

The ornamental design for a bullet shaped LED light fixture,
substantially as shown and described.

DESCRIPTION

FIG. 1 is a front right perspective view of an embodiment of
the new design;
FIG. 2 is a right side view of the embodiment;
FIG. 3 is a rear view of the embodiment;
FIG. 4 is a left side view of the embodiment
FIG. 5 is a front view of the embodiment;
FIG. 6 is a top view of the embodiment; and,
FIG. 7 is a bottom view of the embodiment.
The design consists of the features of shape, ornament and
configuration of the article shown in the drawings. The bracketed
separation is shown to indicate an indeterminate length.
The broken lines shown in the drawings are for the purposes
of illustrating portions of the article that form no part of the
claimed design.

1 Claim, 7 Drawing Sheets



US D676,190 S

Page 2

U.S. PATENT DOCUMENTS

D664,287 S *	7/2012	Cegnar	D26/128	D665,527 S *	8/2012	Harger	D26/136
D664,694 S *	7/2012	Guercio et al.	D26/62	2002/0067613 A1 *	6/2002	Grove	362/267

* cited by examiner

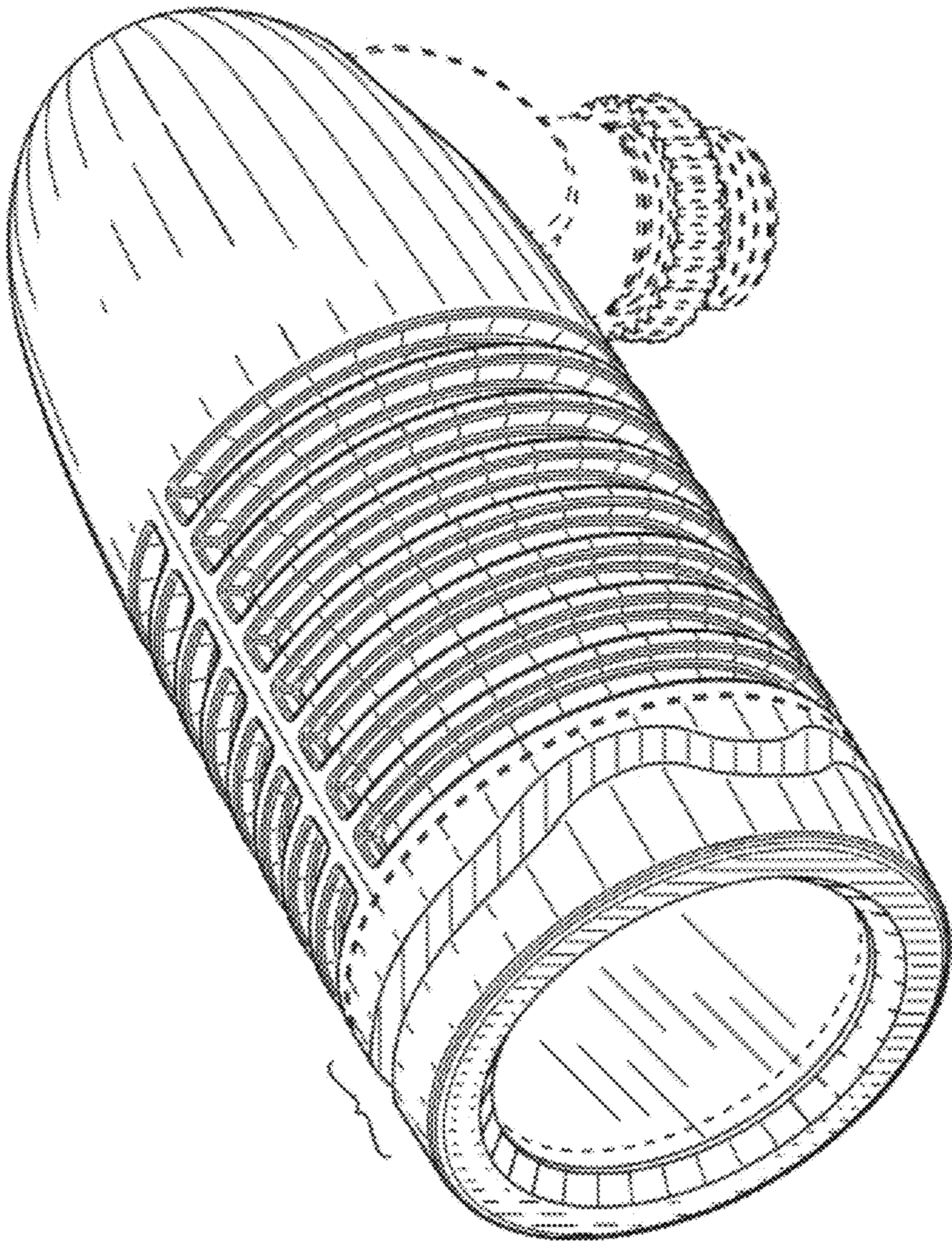


Fig. 1

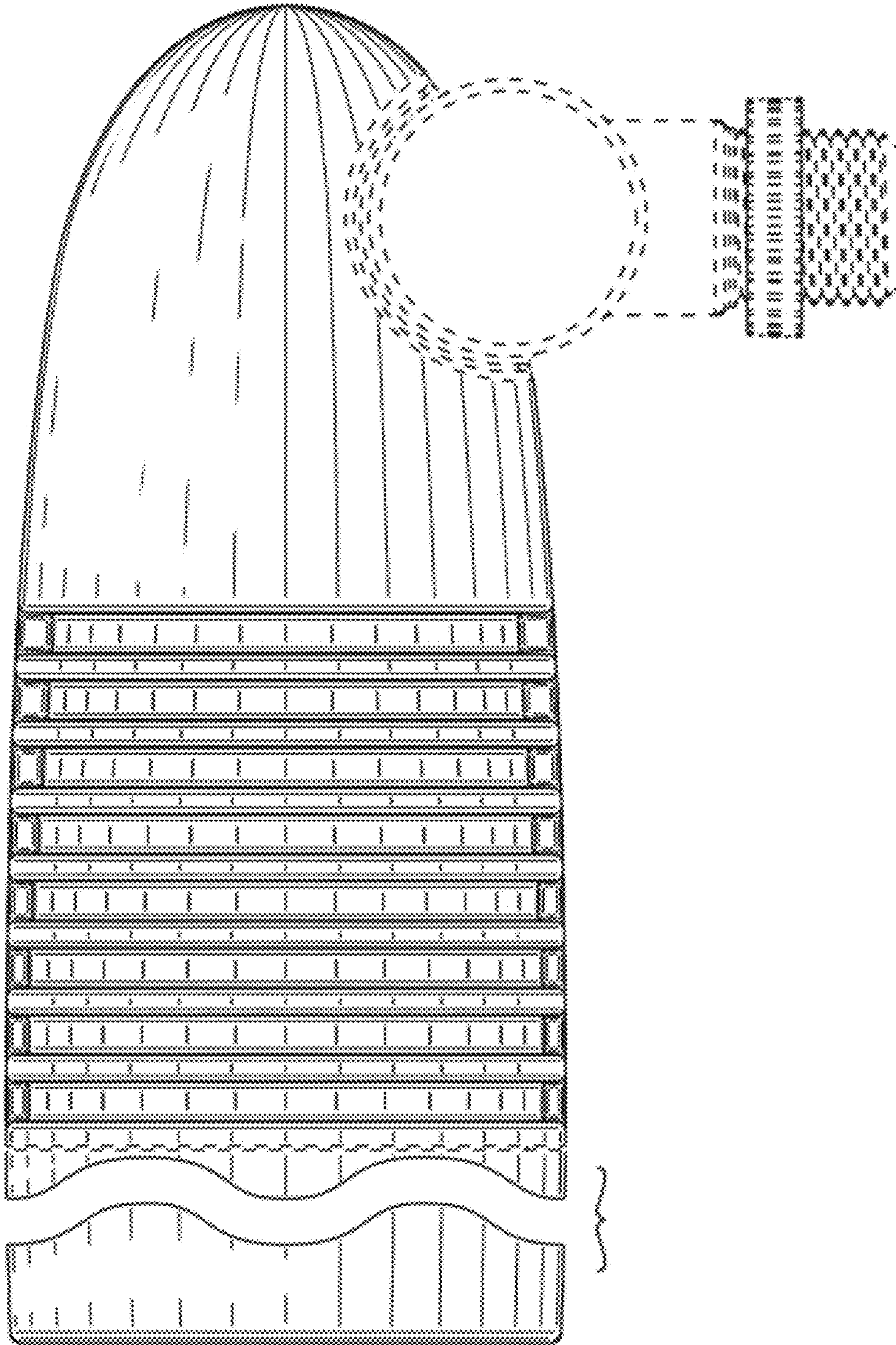


Fig. 2

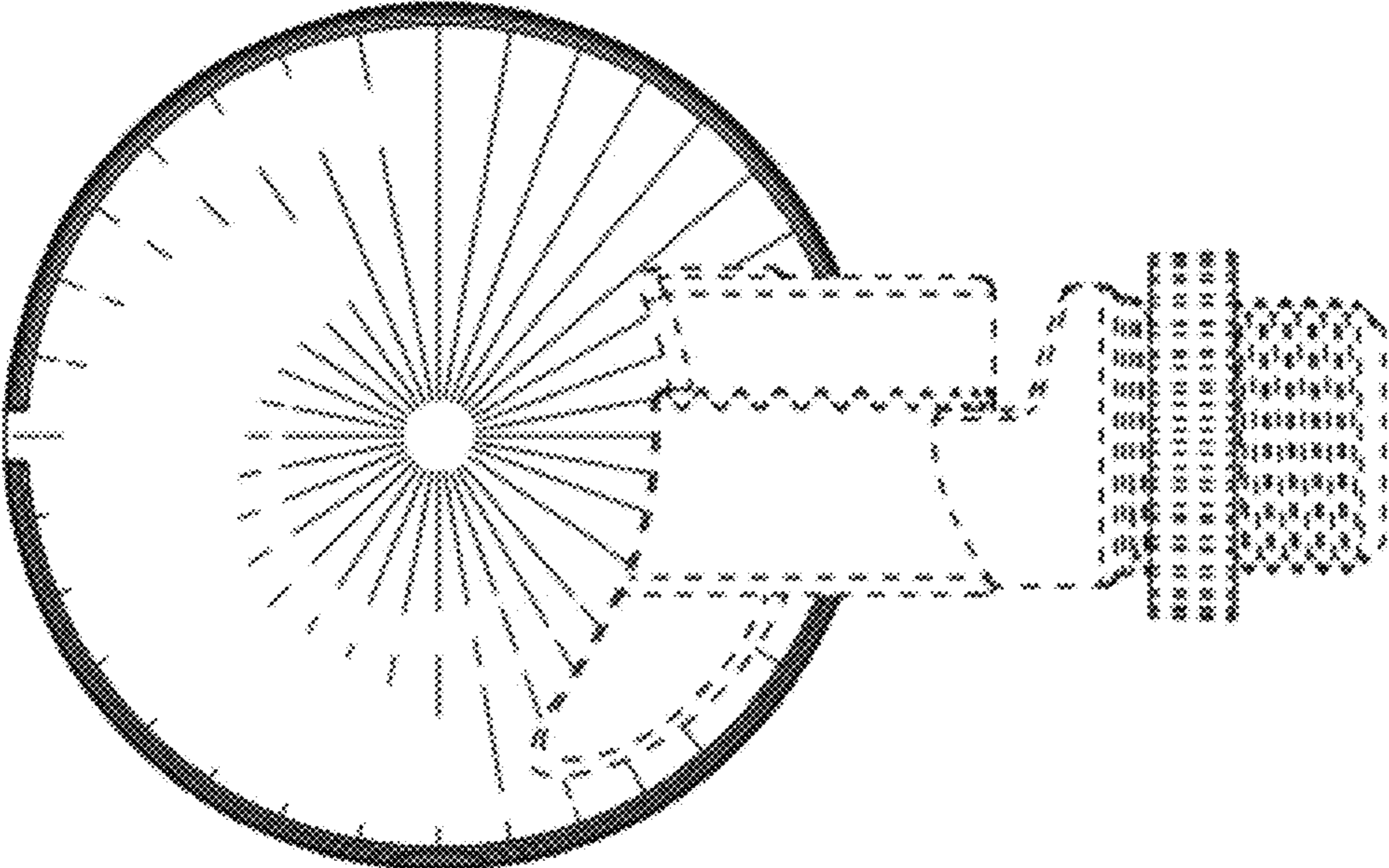


Fig. 3

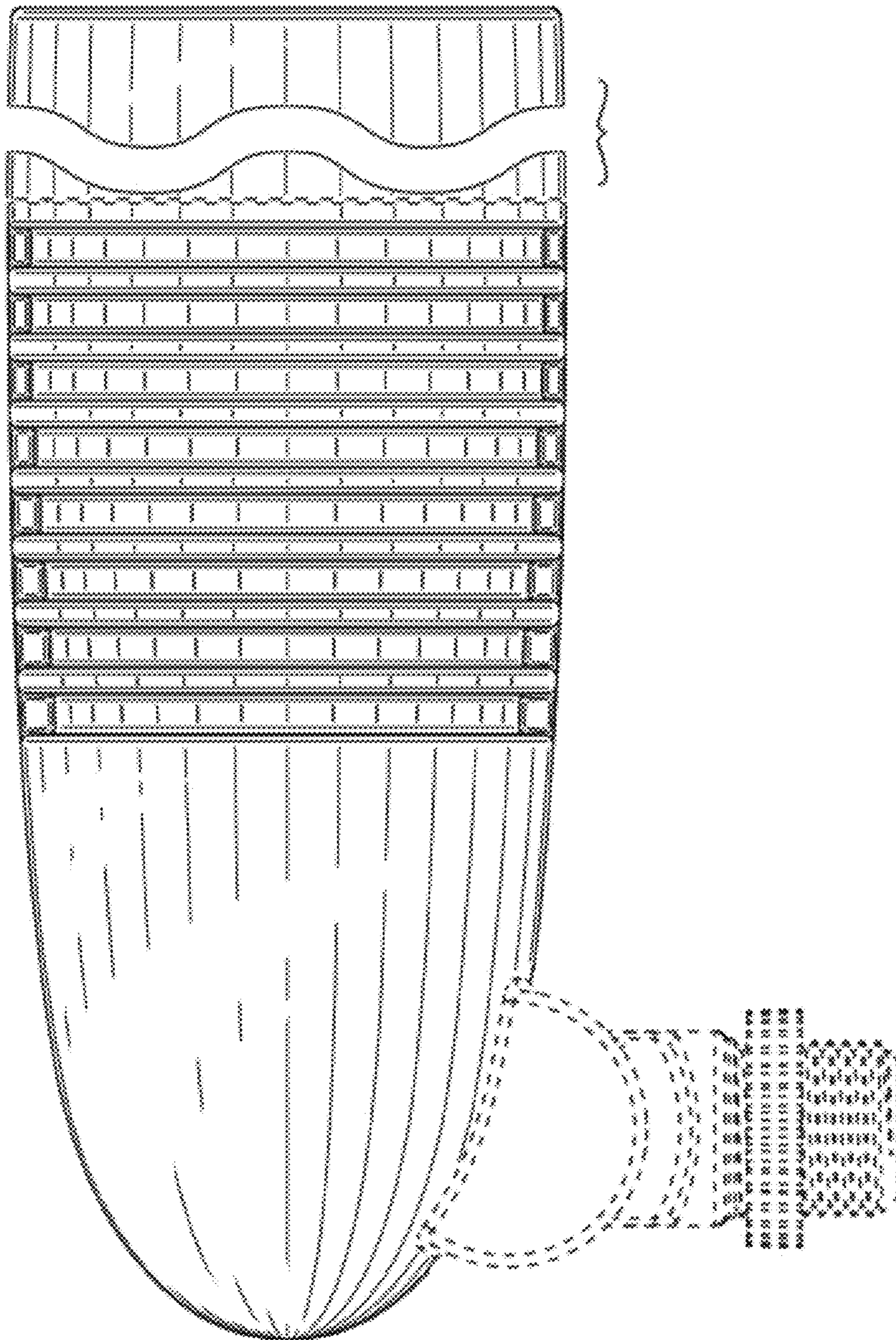


Fig. 4

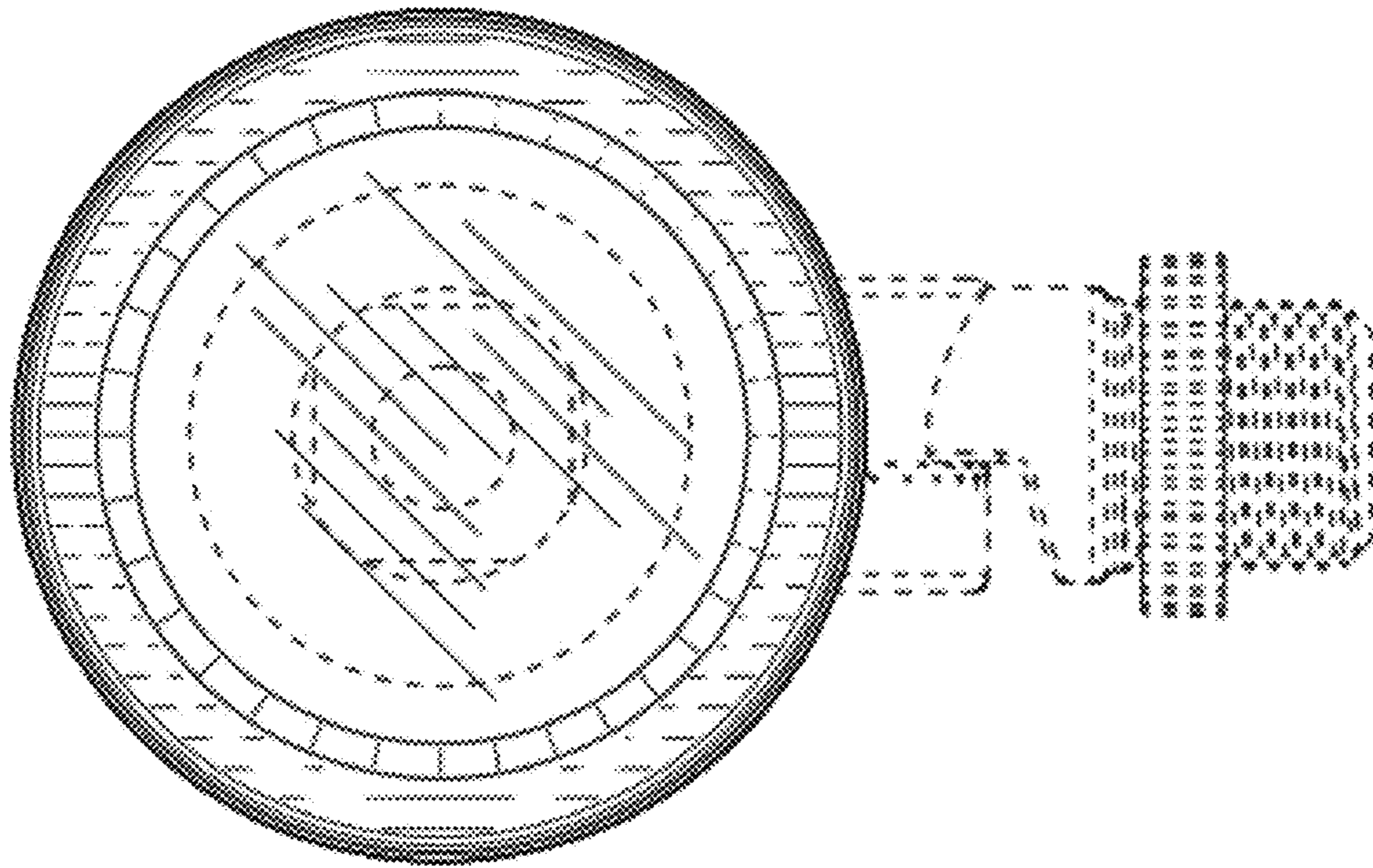


Fig. 5

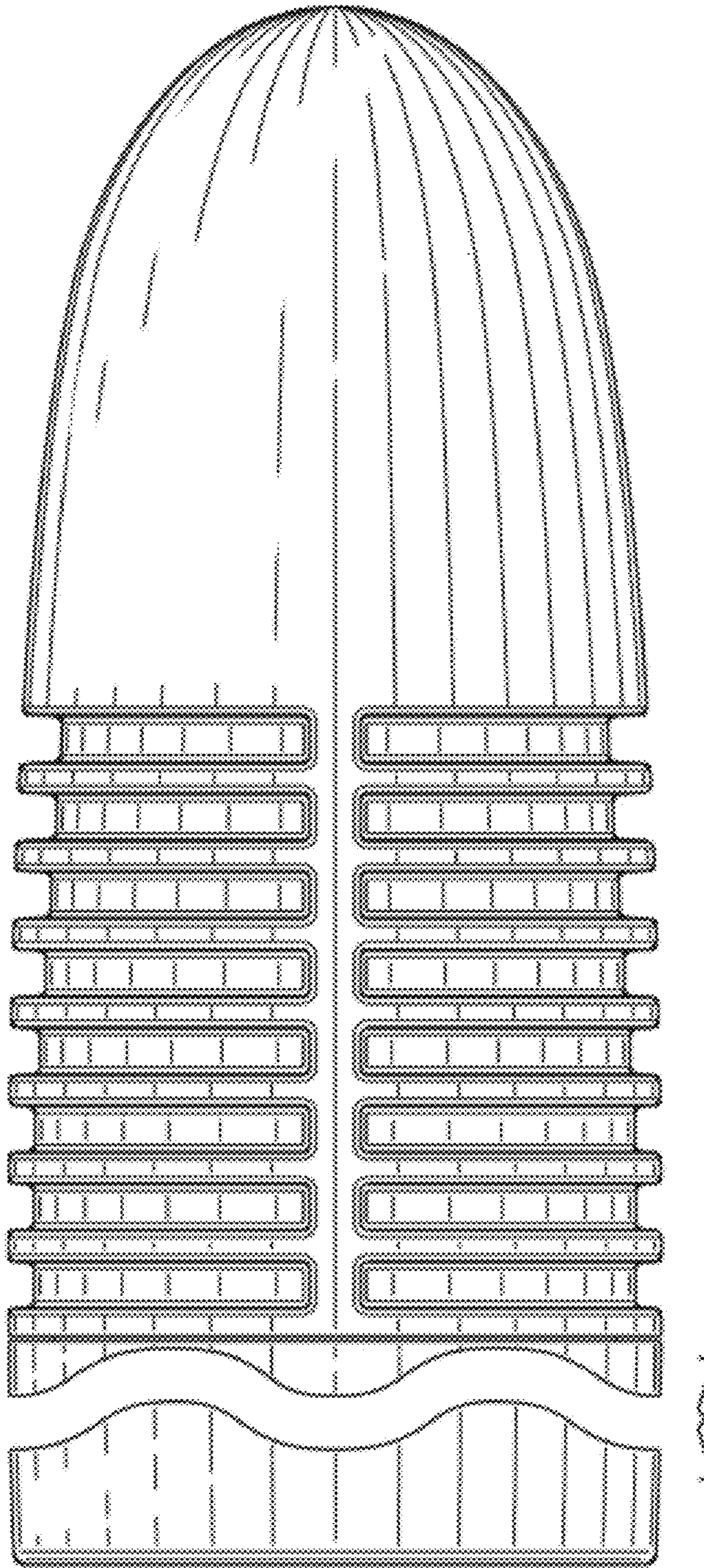


Fig. 6

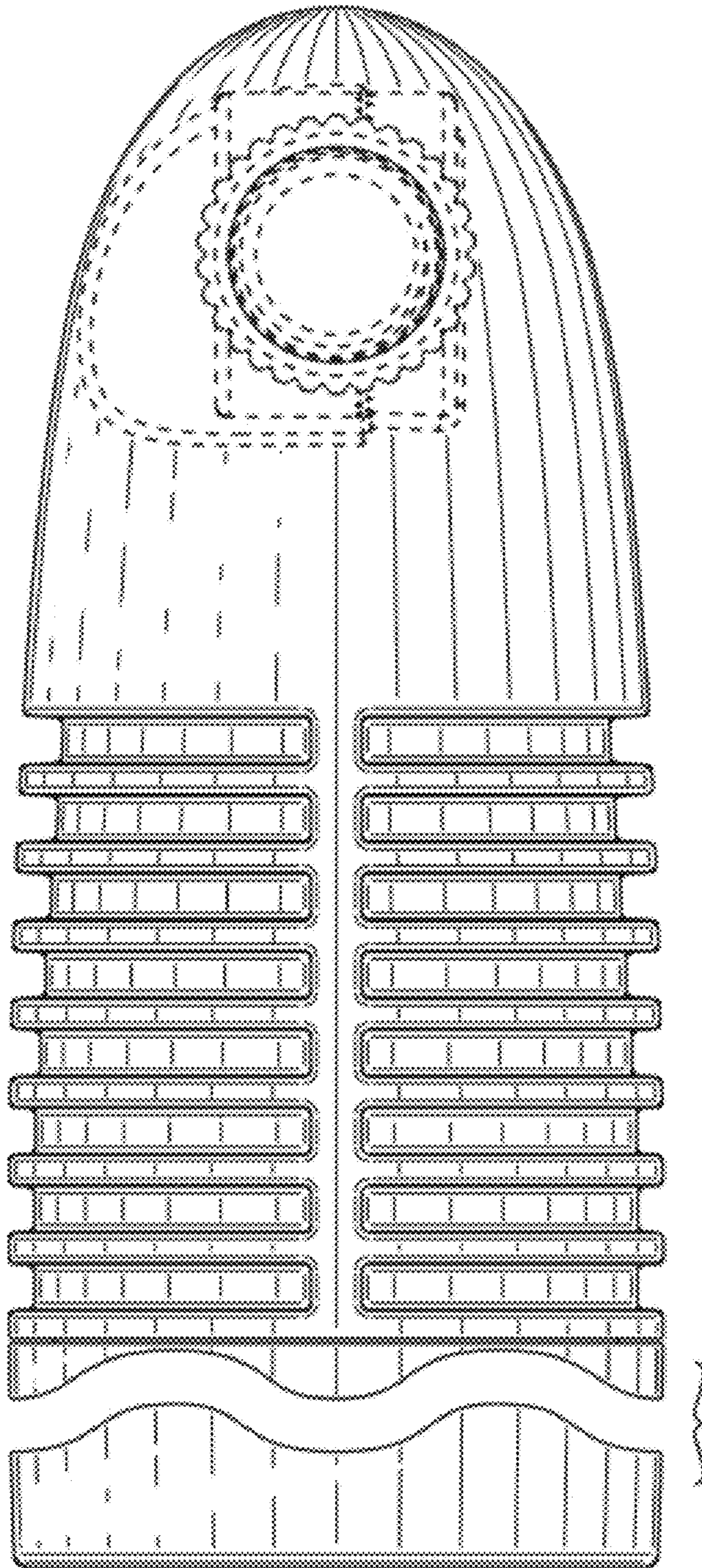


Fig. 7