



US00D676169S

(12) **United States Design Patent**
Dholakiya

(10) **Patent No.:** **US D676,169 S**

(45) **Date of Patent:** **** Feb. 12, 2013**

(54) **GEMSTONE SETTING**

(76) Inventor: **Hasmukh Dholakiya**, North Bergen, NJ
(US)

(**) Term: **14 Years**

(21) Appl. No.: **29/420,051**

(22) Filed: **May 3, 2012**

(51) **LOC (9) Cl.** **11-01**

(52) **U.S. Cl.** **D26/34**

(58) **Field of Classification Search** D11/3,
D11/26-39, 91, 92; 63/15, 15.1-15.4, 15.45,
63/15.5, 15.6, 15.65, 26-28

See application file for complete search history.

(56) **References Cited**

U.S. PATENT DOCUMENTS

D300,308 S *	3/1989	Deain	D11/34
5,727,399 A *	3/1998	Bergagnini	63/15.4
D472,496 S *	4/2003	Ambar	D11/34
D508,073 S *	8/2005	Shah	D11/34
D581,308 S *	11/2008	Fernandez	D11/34
D614,065 S *	4/2010	Vagal	D11/34
D614,068 S *	4/2010	Vagal	D11/34
D614,071 S *	4/2010	Vagal	D11/35
D614,072 S *	4/2010	Vagal	D11/35
D615,446 S *	5/2010	Vagal	D11/34
D615,900 S *	5/2010	Chawla	D11/34
D647,419 S *	10/2011	Wong	D11/34
D652,340 S *	1/2012	Kaufmann	D11/34
D653,581 S *	2/2012	Kaufmann	D11/34
2009/0235689 A1 *	9/2009	Slowinski	63/15

OTHER PUBLICATIONS

http://shopping.schubachstore.com/site/cart_imgs/101989-sareen-designer-engagement-rings_REG.jpg.*

http://www.europeanj.com/images/eng_rings_1_91.jpg.*

http://www.ritani.com/productimages/1328203076_1RZ1182pair.jpg.*

http://www.zivajewels.com/media/catalog/product/cache/1/image/400x/040ec09b1e35df139433887a97daa66f/2/8/2814E_7.png.*

* cited by examiner

Primary Examiner — Cathron Brooks

Assistant Examiner — Melanie Pellegrini

(74) *Attorney, Agent, or Firm* — Jennifer Meredith, Esq.;
Meredith & Keyhani, PLLC


(57) **CLAIM**

I claim the ornamental design for the gemstone setting, as shown and described.

DESCRIPTION

FIG. 1 is a top view of the gemstone setting;
FIG. 2 is a front view of the gemstone setting;
FIG. 3 is a side view of the gemstone setting;
FIG. 4 is a perspective view of the gemstone setting; and,
FIG. 5 is a perspective view of the gemstone setting.
The broken lines shown in the drawings represent environmental matter and form no part of the claimed design.

1 Claim, 5 Drawing Sheets



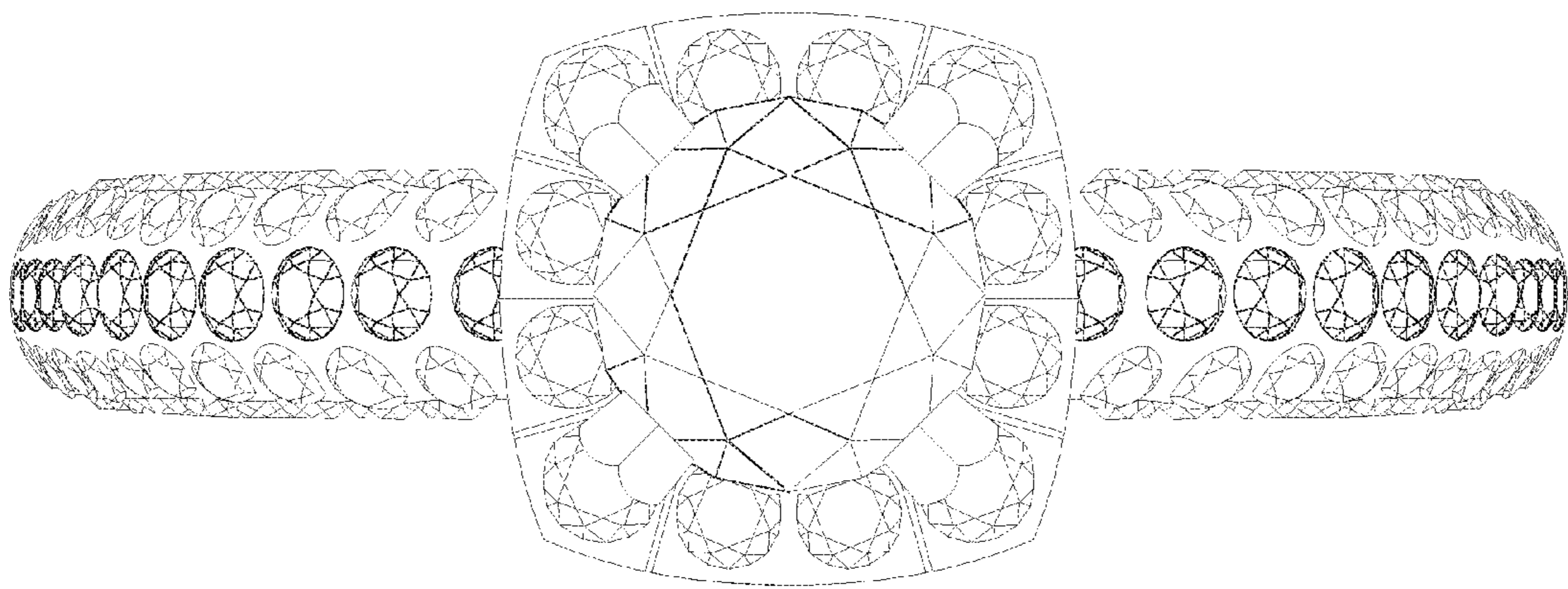


FIG. 1




FIG. 2

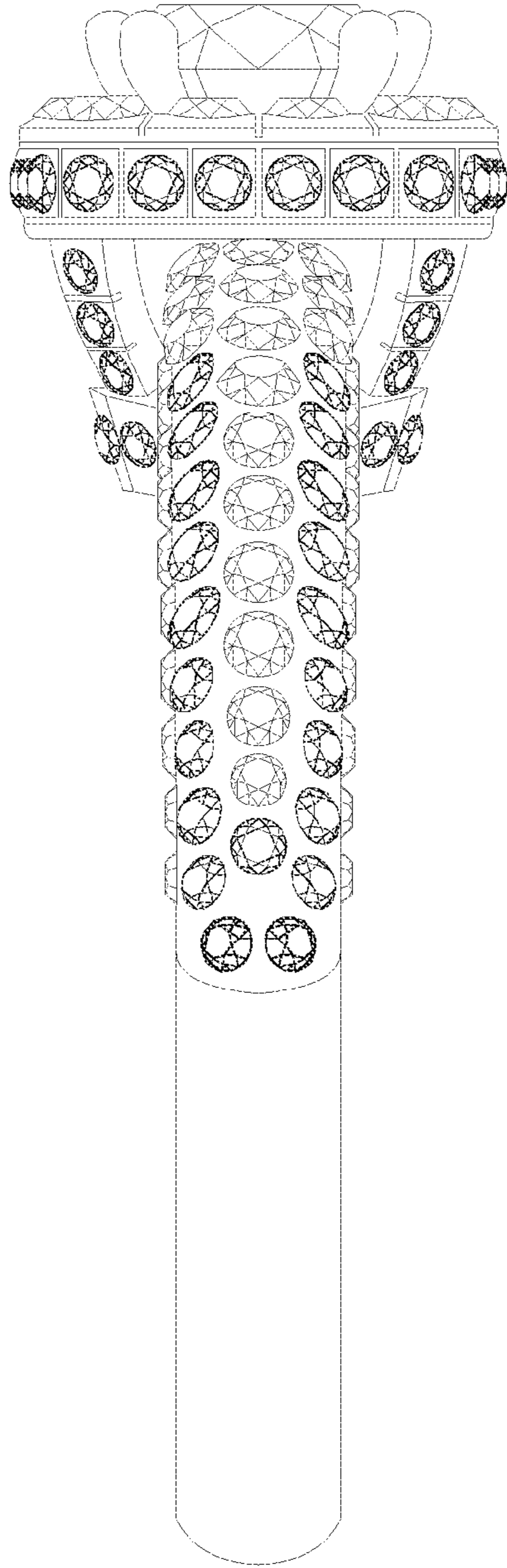


FIG. 3

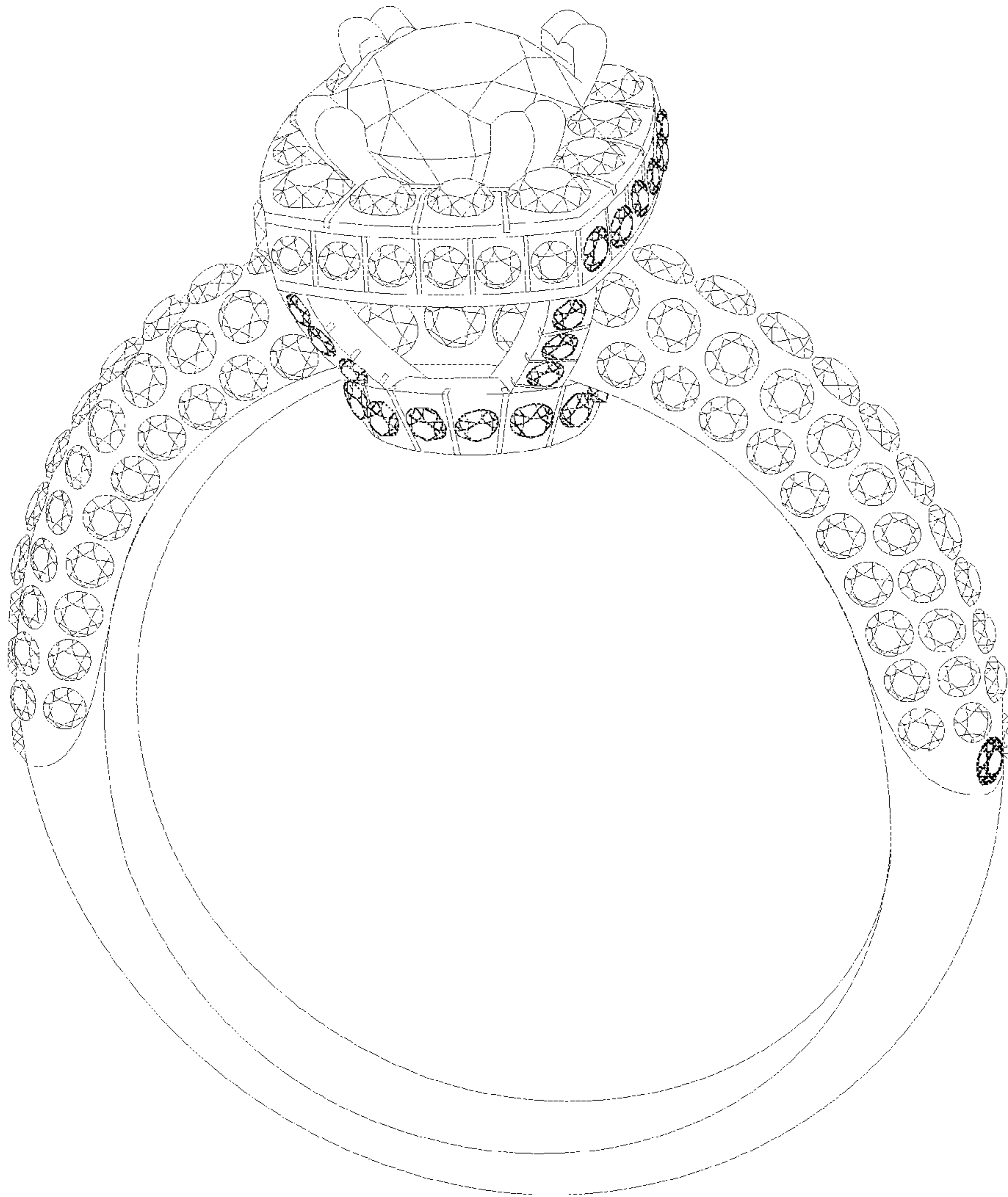


FIG. 4




FIG. 5