



US00D676157S

(12) **United States Design Patent**  
**Johnston**

(10) **Patent No.:** **US D676,157 S**

(45) **Date of Patent:** **\*\* Feb. 12, 2013**

(54) **HOLLOW WALL BASE**

(75) Inventor: **Curtis F. Johnston**, Auburn, OH (US)

(73) Assignee: **Johnsonite Inc.**, Chagrin Falls, OH (US)

(\*\*) Term: **14 Years**

(21) Appl. No.: **29/429,124**

(22) Filed: **Aug. 7, 2012**

**Related U.S. Application Data**

(63) Continuation of application No. 12/148,082, filed on Apr. 15, 2008, now Pat. No. 8,245,468, which is a continuation-in-part of application No. 11/174,832, filed on Jul. 5, 2005, now abandoned.

(51) **LOC (9) Cl.** ..... **25-01**

(52) **U.S. Cl.** ..... **D25/124; D25/136**

(58) **Field of Classification Search** ..... D25/136,  
D25/124; 52/290, 287.1, 220.7; 439/120;  
264/150, 168, 171.12, 171.13

See application file for complete search history.

(56) **References Cited**

**U.S. PATENT DOCUMENTS**

1,981,239	A *	11/1934	Manske	.....	52/220.7
2,000,243	A *	5/1935	Manske	.....	52/220.7
3,676,974	A	7/1972	Daly		
3,899,859	A	8/1975	Smith		
3,975,467	A	8/1976	Beck		
4,037,900	A	7/1977	Schmidger		
4,642,957	A	2/1987	Edwards		
4,663,906	A	5/1987	Weinar		
5,336,849	A *	8/1994	Whitney	.....	174/72 C
5,357,053	A	10/1994	Manaras		
5,598,681	A	2/1997	DiGianni		
5,752,356	A	5/1998	Miklavic		
5,901,514	A	5/1999	Wolfe		
5,979,132	A	11/1999	Margarit		
6,189,276	B1 *	2/2001	Pinto et al.	.....	52/288.1
6,191,363	B1	2/2001	Samuels		
6,202,380	B1	3/2001	Trutwin		

6,216,406	B1	4/2001	Hauser		
6,457,287	B1	10/2002	Wilcox		
D483,883	S	12/2003	Glatz		
D483,884	S	12/2003	Glatz		
6,786,016	B1 *	9/2004	Wood	.....	52/290
D500,149	S *	12/2004	Glatz	.....	D25/136
D500,869	S *	1/2005	Glatz	.....	D25/136
D514,236	S *	1/2006	Glatz	.....	D25/136
D579,583	S *	10/2008	Chaney et al.	.....	D25/124
D579,584	S *	10/2008	Chaney	.....	D25/124
2005/0055936	A1	3/2005	Murphy, Jr.		

**FOREIGN PATENT DOCUMENTS**

WO WO 02/066764 A2 8/2002

\* cited by examiner

*Primary Examiner* — Doris Clark

(74) *Attorney, Agent, or Firm* — D. Peter Hochberg; Sean F. Mellino; Daniel J. Smola

(57) **CLAIM**

The ornamental design for a hollow wall base, as shown and described.

**DESCRIPTION**

FIG. 1 is a perspective view of the hollow wall base according to the invention;

FIG. 2 is a top view of the hollow wall base as shown in FIG. 1;

FIG. 3 is a front view of the hollow wall base as shown in FIG. 1;

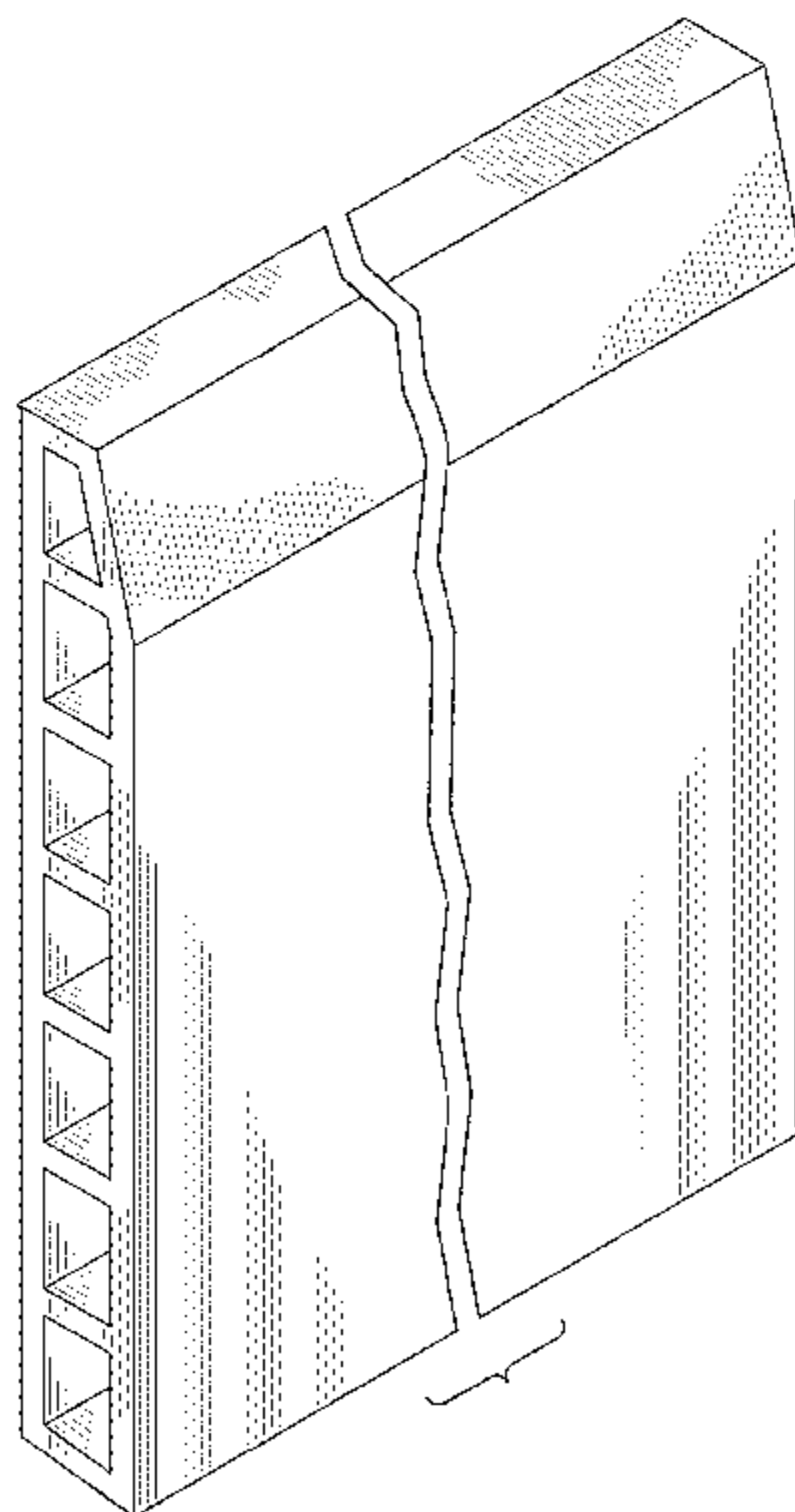
FIG. 4 is a side view of the hollow wall base as shown in FIG. 1;

FIG. 5 is a rear view of the hollow wall base as shown in FIG. 1;

FIG. 6 is a side view of the hollow wall base as shown in FIG. 1, shown from the opposite side of that shown in FIG. 4; and, FIG. 7 is a bottom view of the hollow wall base as shown in FIG. 1.

The broken away ends indicate that the hollow wall base has no specific length.

**1 Claim, 3 Drawing Sheets**



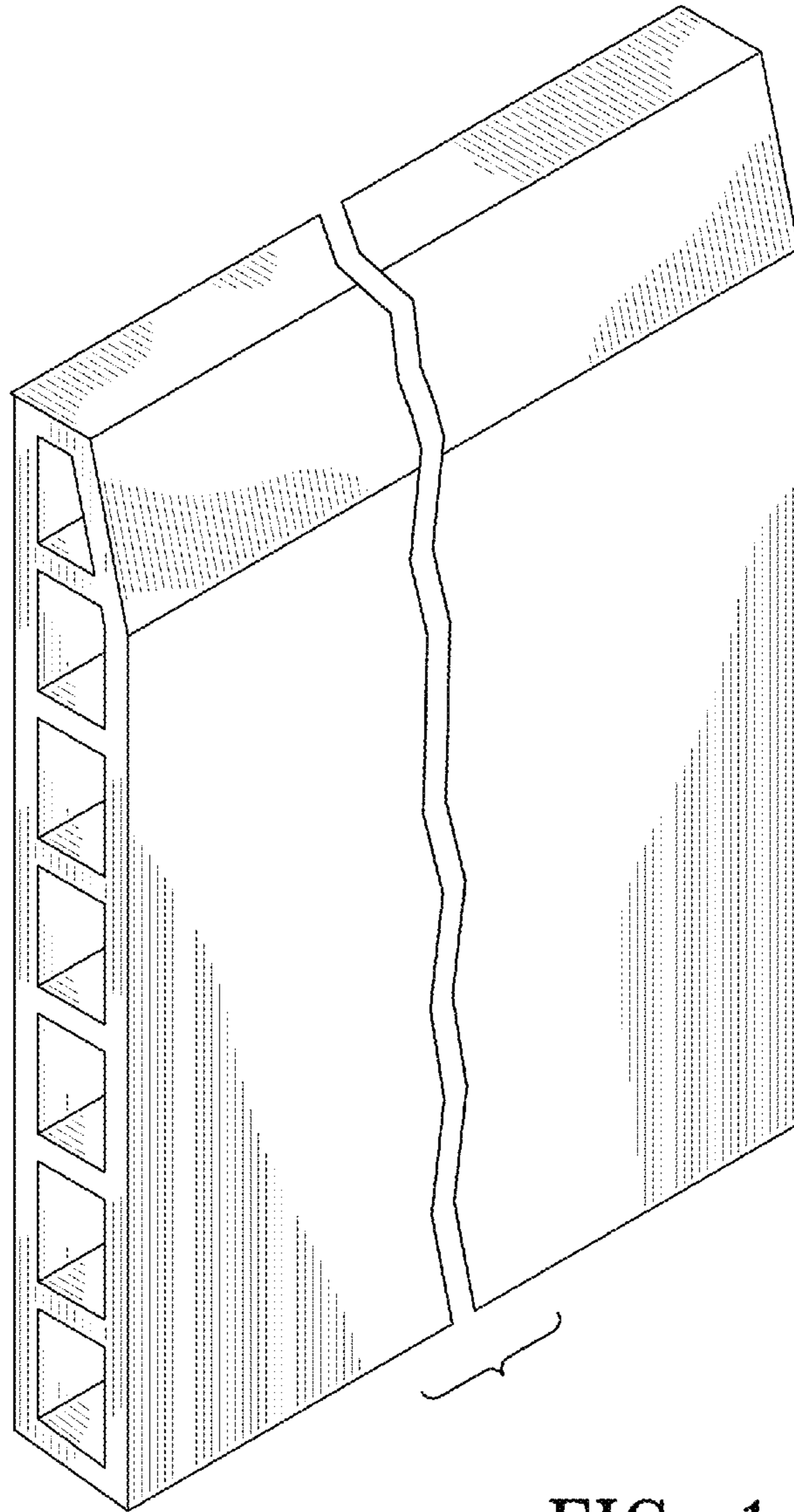


FIG-1

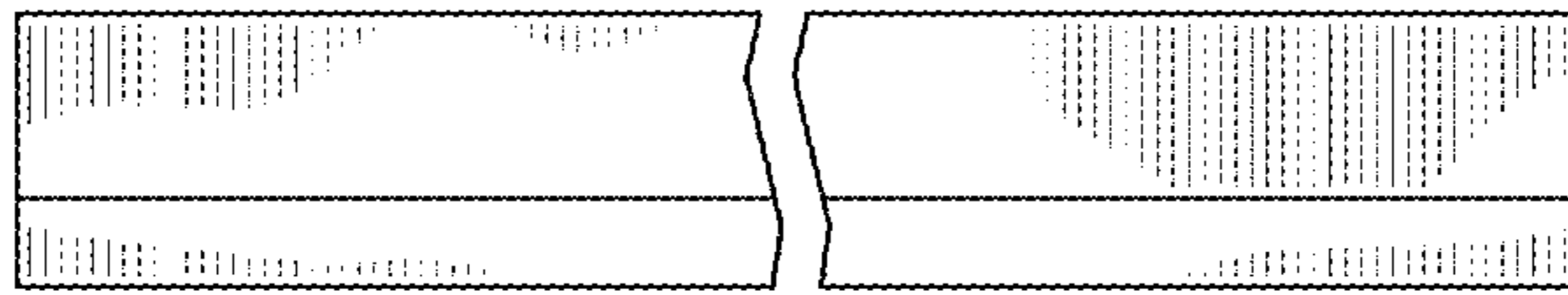


FIG-2

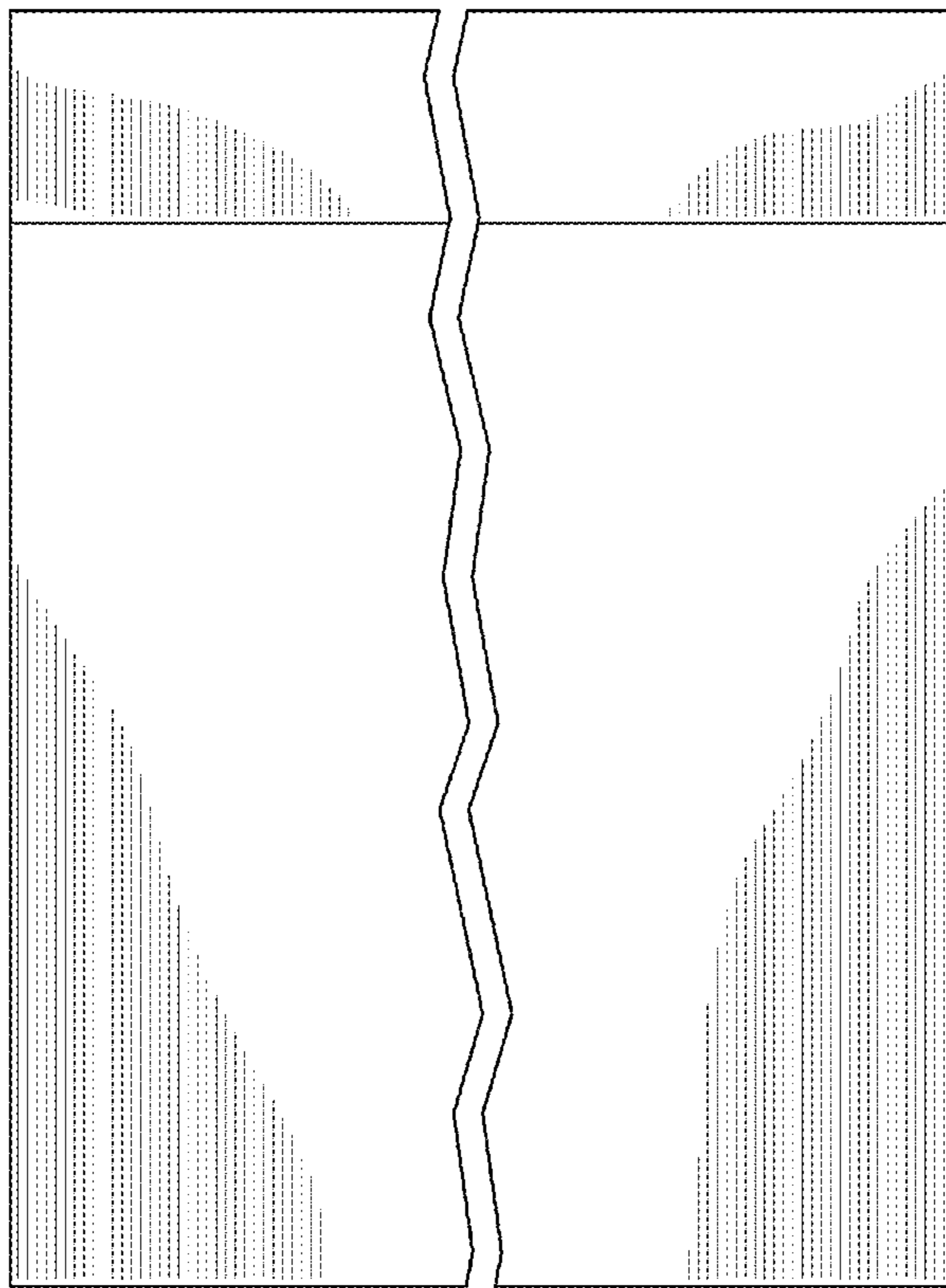


FIG-3

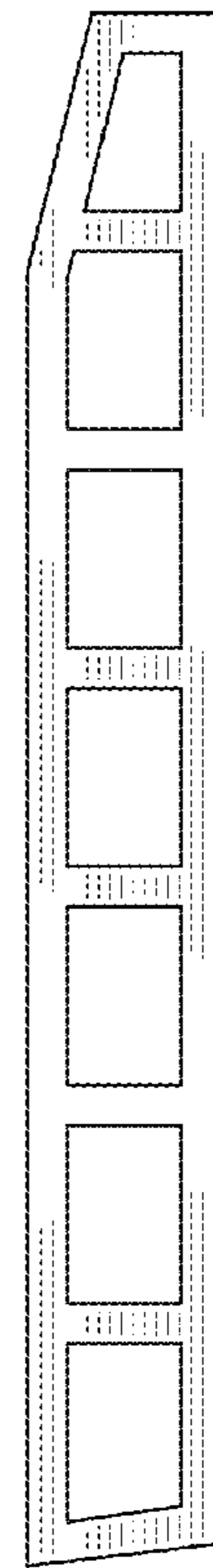


FIG-4

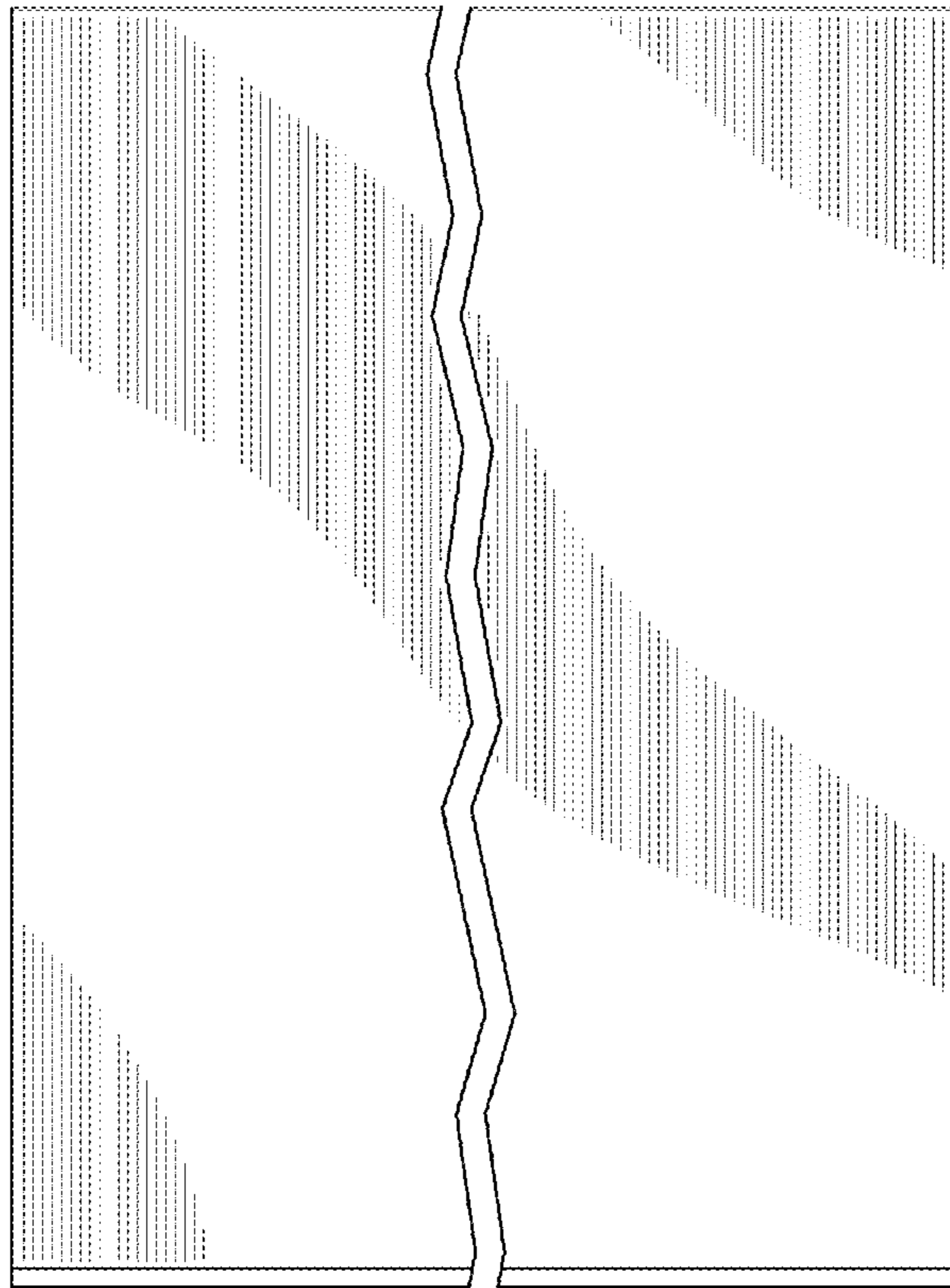


FIG-5

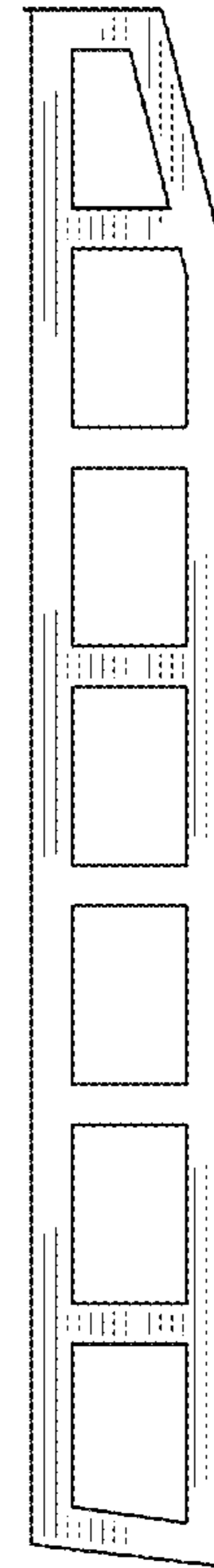


FIG-6

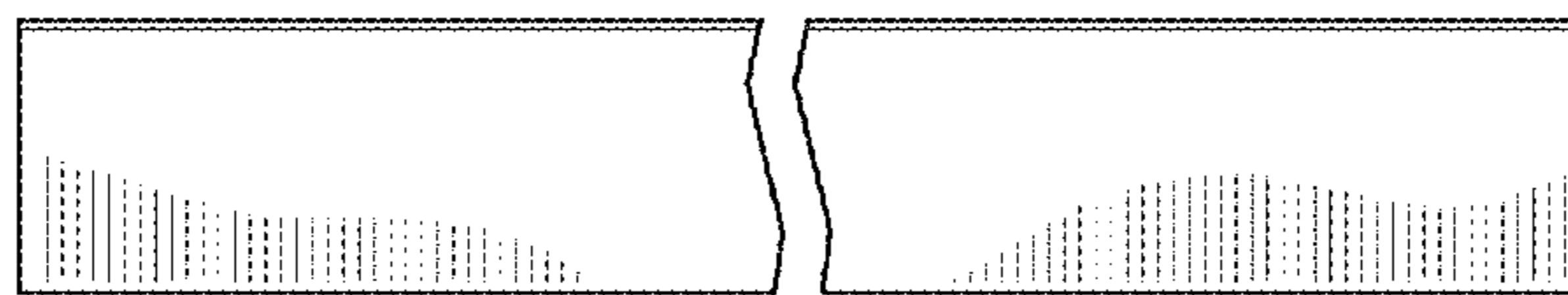


FIG-7