



US00D676156S

(12) **United States Design Patent**  
**Johnston**

(10) **Patent No.:** **US D676,156 S**  
(45) **Date of Patent:** **\*\* Feb. 12, 2013**

- (54) **HOLLOW WALL BASE**
- (75) Inventor: **Curtis F. Johnston**, Auburn, OH (US)
- (73) Assignee: **Johnsonite Inc.**, Chagrin Falls, OH (US)
- (\*\*) Term: **14 Years**
- (21) Appl. No.: **29/429,106**
- (22) Filed: **Aug. 7, 2012**

6,216,406	B1	4/2001	Hauser	
6,457,287	B1	10/2002	Wilcox	
D483,883	S	12/2003	Glatz	
D483,884	S	12/2003	Glatz	
6,786,016	B1 *	9/2004	Wood	52/290
D500,149	S *	12/2004	Glatz	D25/136
D500,869	S *	1/2005	Glatz	D25/136
D514,236	S *	1/2006	Glatz	D25/136
D579,583	S *	10/2008	Chaney et al.	D25/124
D579,584	S *	10/2008	Chaney	D25/124
2005/0055936	A1	3/2005	Murphy, Jr.	

**Related U.S. Application Data**

- (63) Continuation of application No. 12/148,082, filed on Apr. 15, 2008, now Pat. No. 8,245,468, which is a continuation-in-part of application No. 11/174,832, filed on Jul. 5, 2005, now abandoned.
- (51) **LOC (9) Cl.** ..... **25-01**
- (52) **U.S. Cl.** ..... **D25/124; D25/136**
- (58) **Field of Classification Search** ..... D25/136, D25/124; 52/290, 287.1, 220.7; 439/120; 264/150, 168, 171.12, 171.13  
See application file for complete search history.

**References Cited**

(56)

U.S. PATENT DOCUMENTS	
1,981,239	A * 11/1934 Manske ..... 52/220.7
2,000,243	A * 5/1935 Manske ..... 52/220.7
3,676,974	A 7/1972 Daly
3,899,859	A 8/1975 Smith
3,975,467	A 8/1976 Beck
4,037,900	A 7/1977 Schmidger
4,642,957	A 2/1987 Edwards
4,663,906	A 5/1987 Weinar
5,336,849	A * 8/1994 Whitney ..... 174/72 C
5,357,053	A 10/1994 Manaras
5,572,356	A 11/1996 Yoshida et al.
5,598,681	A 2/1997 DiGianni
5,901,514	A 5/1999 Wolfe
5,979,132	A 11/1999 Margarit
6,189,276	B1 * 2/2001 Pinto et al. .... 52/288.1
6,191,363	B1 2/2001 Samuels
6,202,380	B1 3/2001 Trutwin

**FOREIGN PATENT DOCUMENTS**

WO WO 02/066764 A2 8/2002

\* cited by examiner

*Primary Examiner* — Doris Clark

(74) *Attorney, Agent, or Firm* — D. Peter Hochberg; Sean F. Mellino; Daniel J. Smola

(57) **CLAIM**

The ornamental design for a hollow wall base, as shown and described.

**DESCRIPTION**

FIG. 1 is a perspective view of the hollow wall base according to the invention;

FIG. 2 is a top view of the hollow wall base as shown in FIG. 1;

FIG. 3 is a front view of the hollow wall base as shown in FIG. 1;

FIG. 4 is a side view of the hollow wall base as shown in FIG. 1;

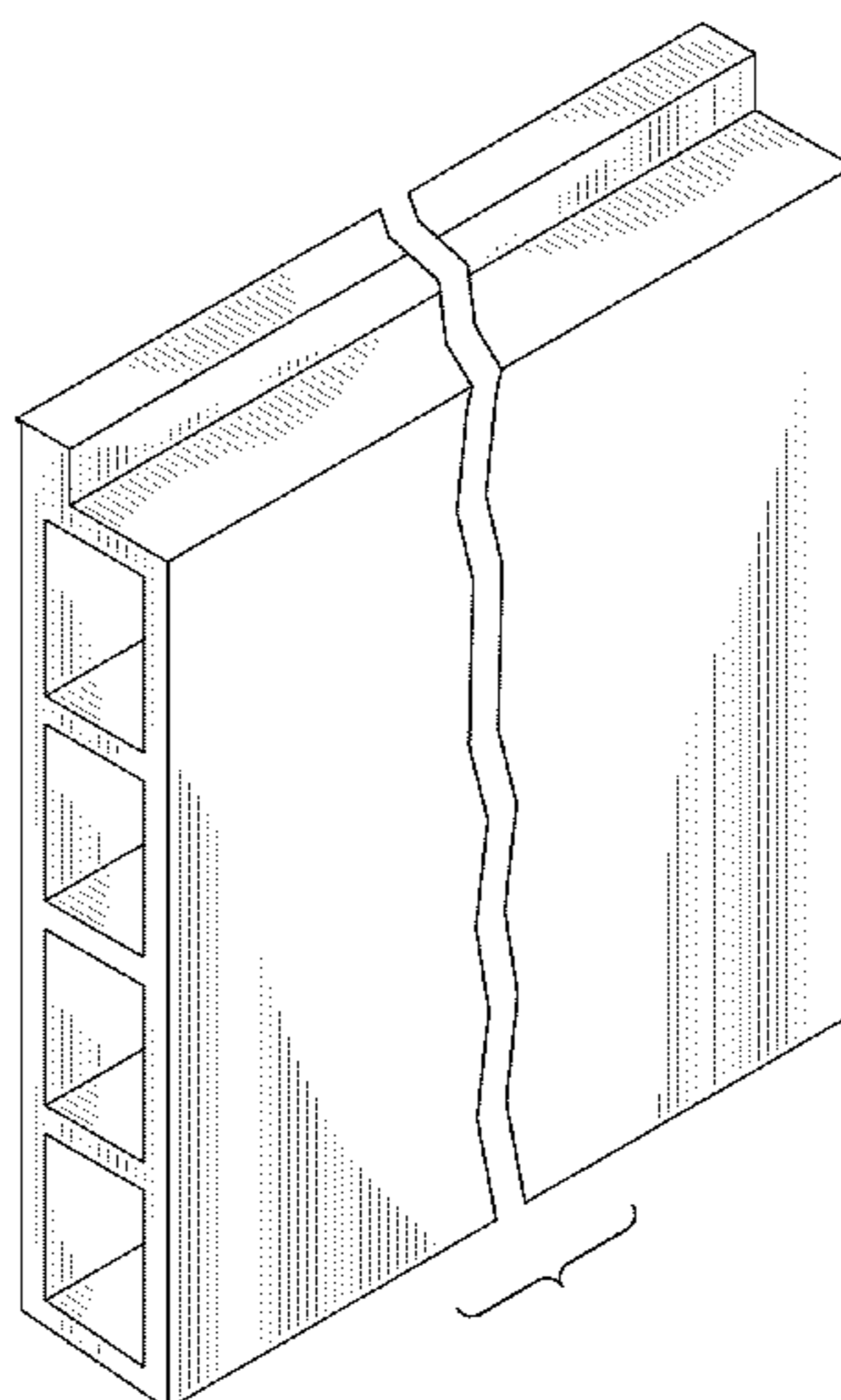
FIG. 5 is a rear view of the hollow wall base as shown in FIG. 1;

FIG. 6 is a side view of the hollow wall base as shown in FIG. 1, shown from the opposite side of that shown in FIG. 4; and,

FIG. 7 is a bottom view of the hollow wall base as shown in FIG. 1.

The broken away ends indicate that the hollow wall base has no specific length.

**1 Claim, 3 Drawing Sheets**



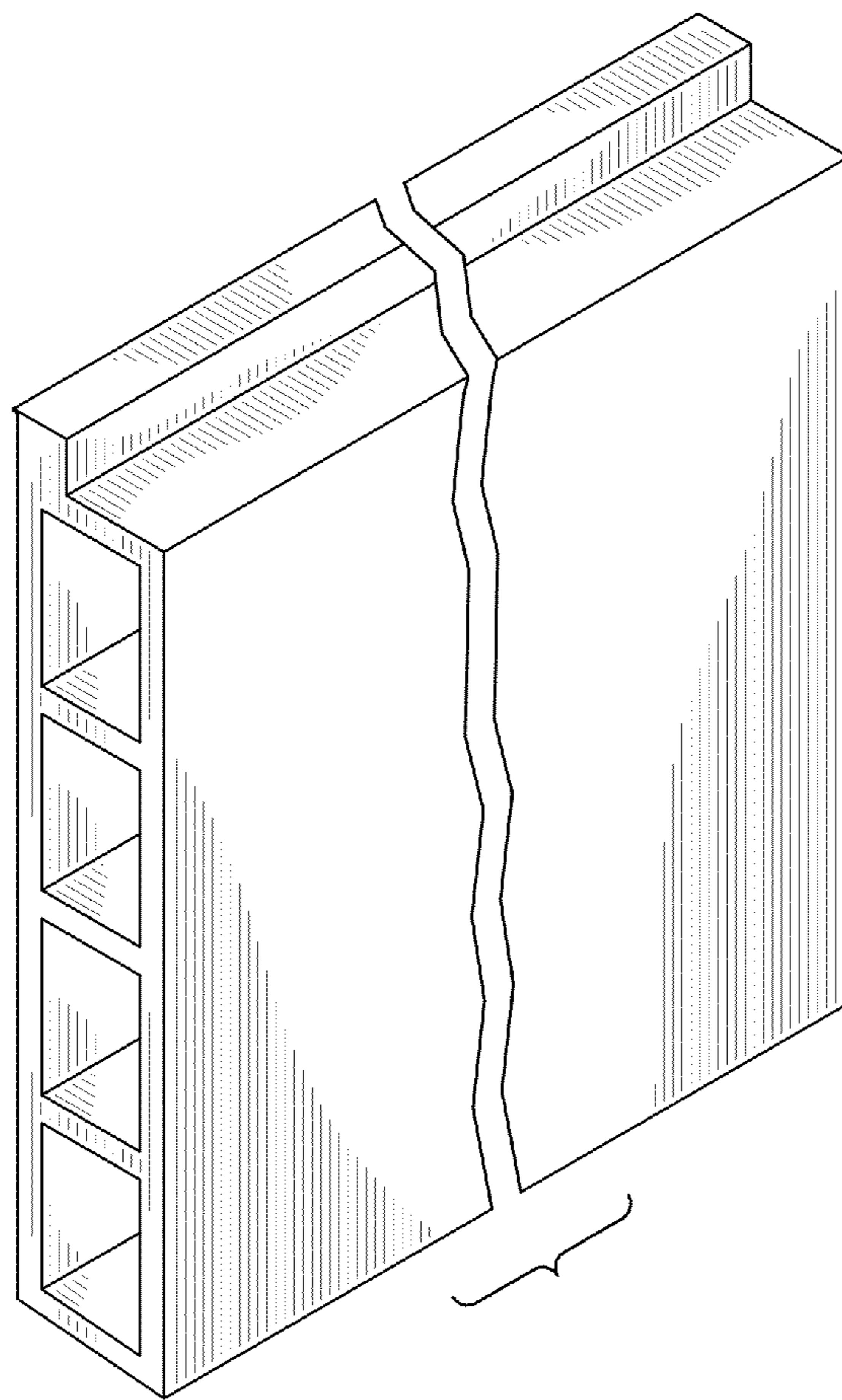


FIG-1

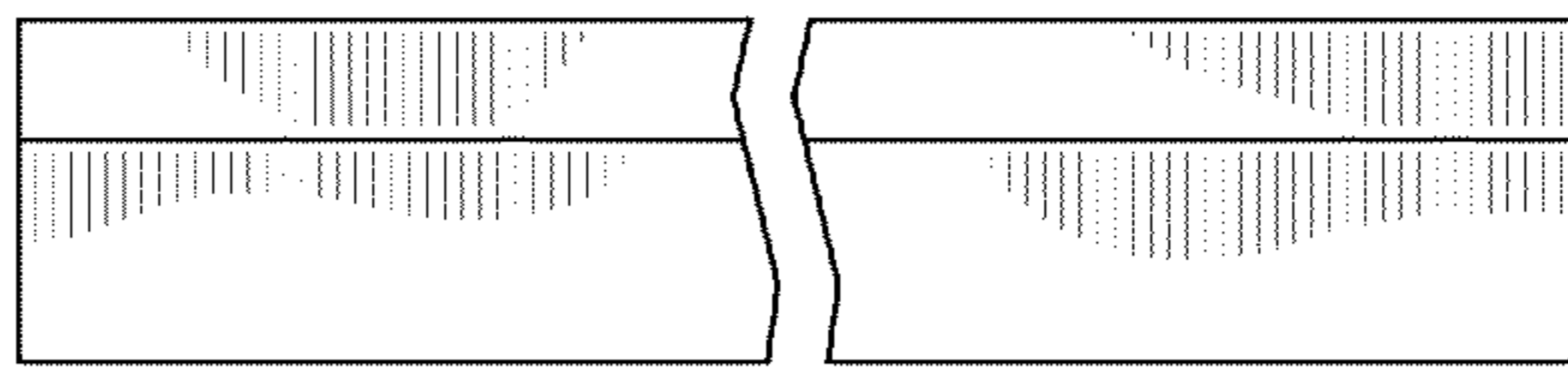


FIG-2

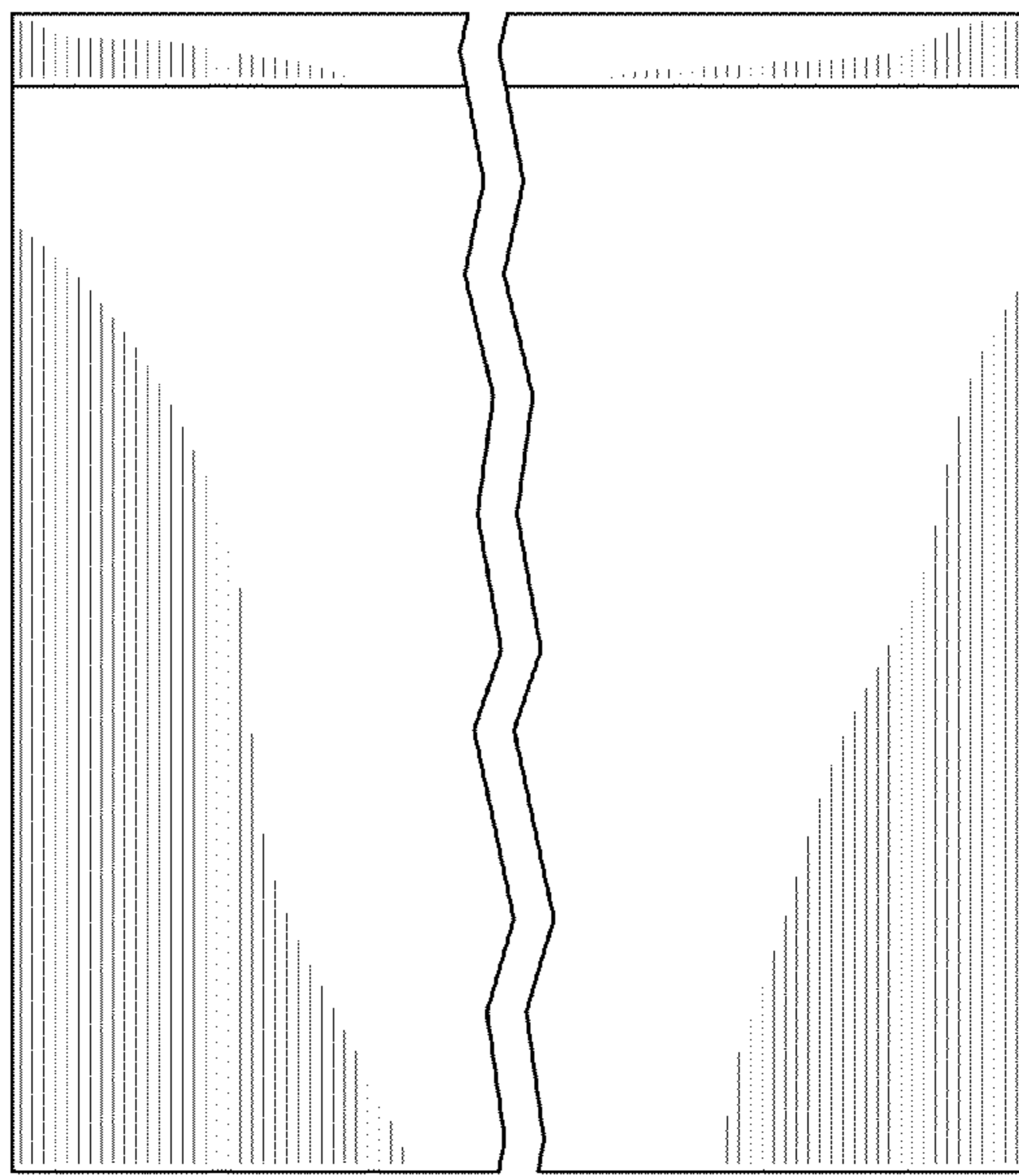


FIG-3

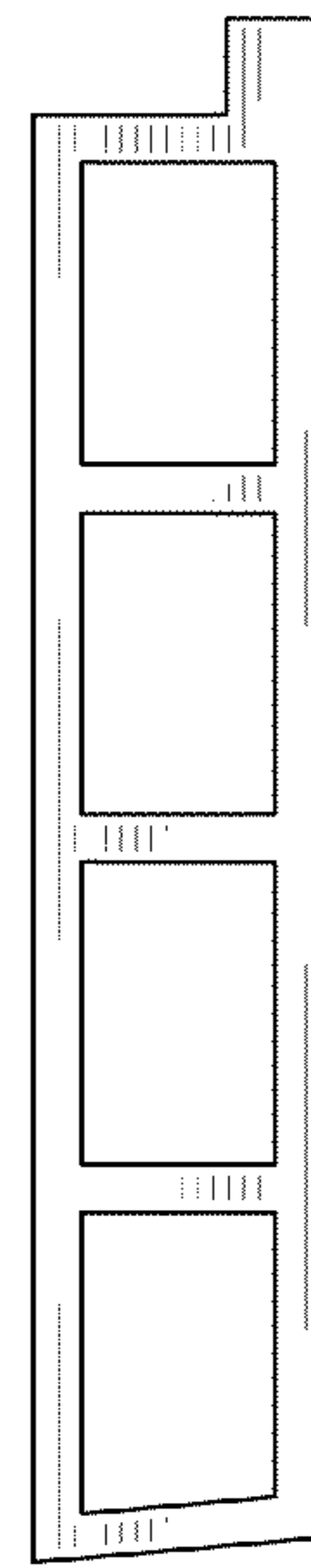


FIG-4

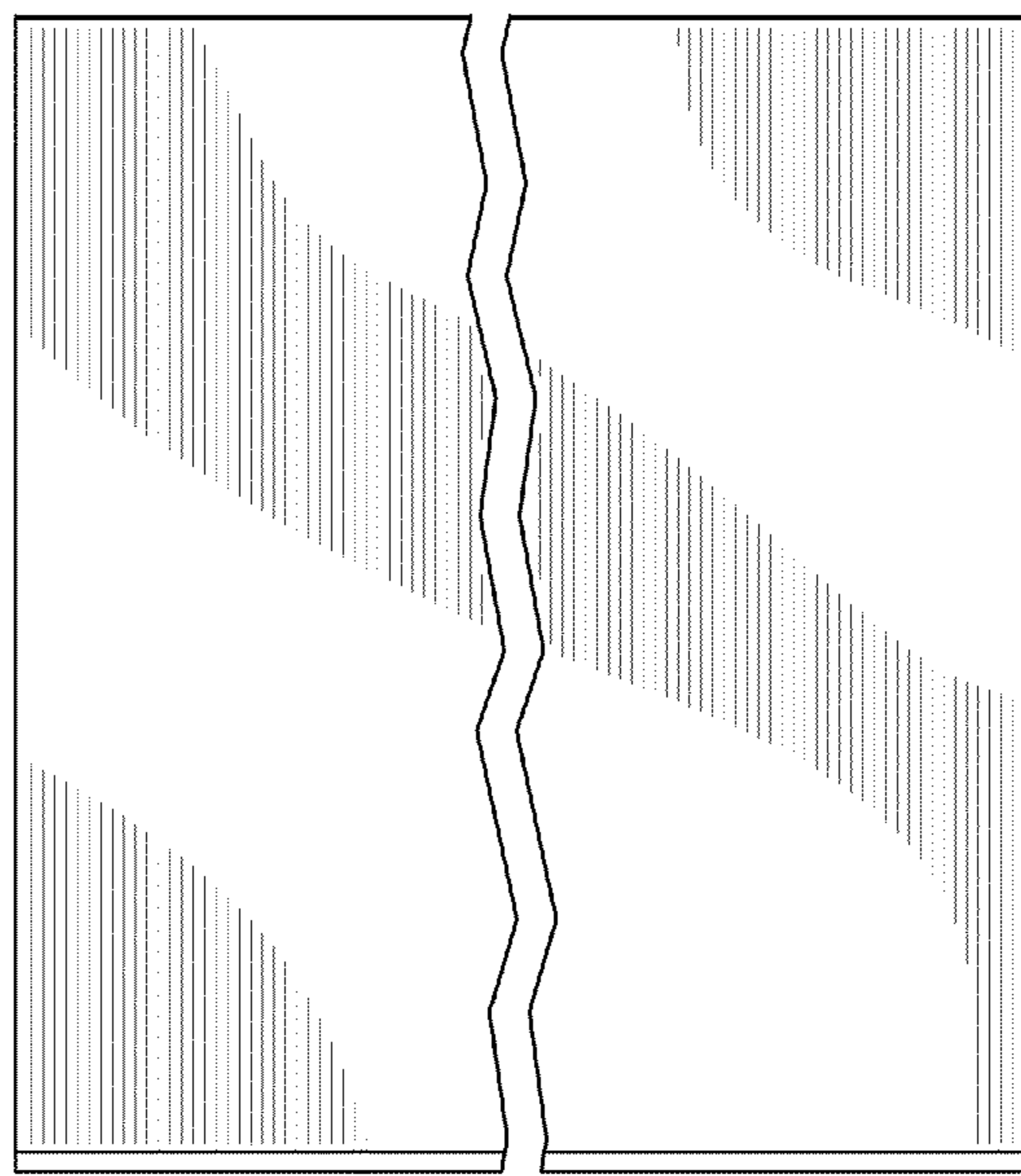


FIG-5

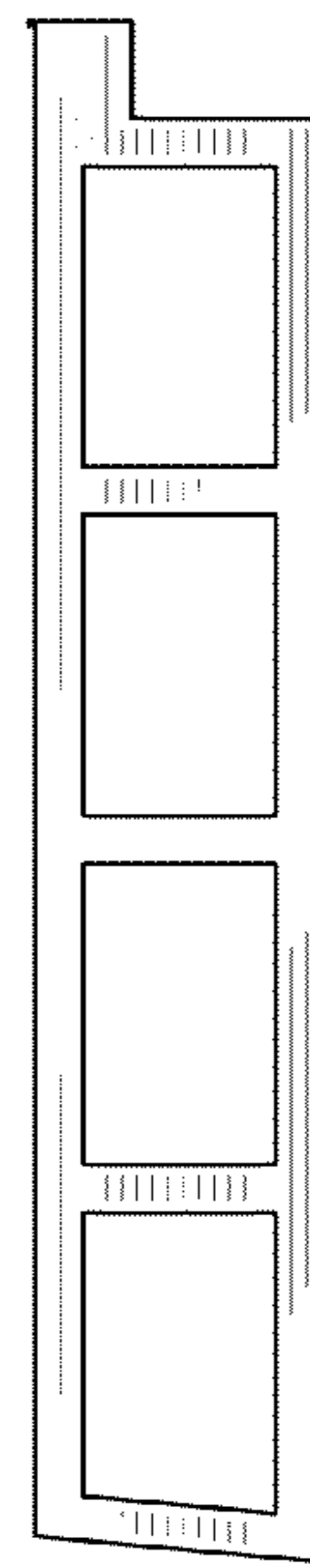


FIG-6

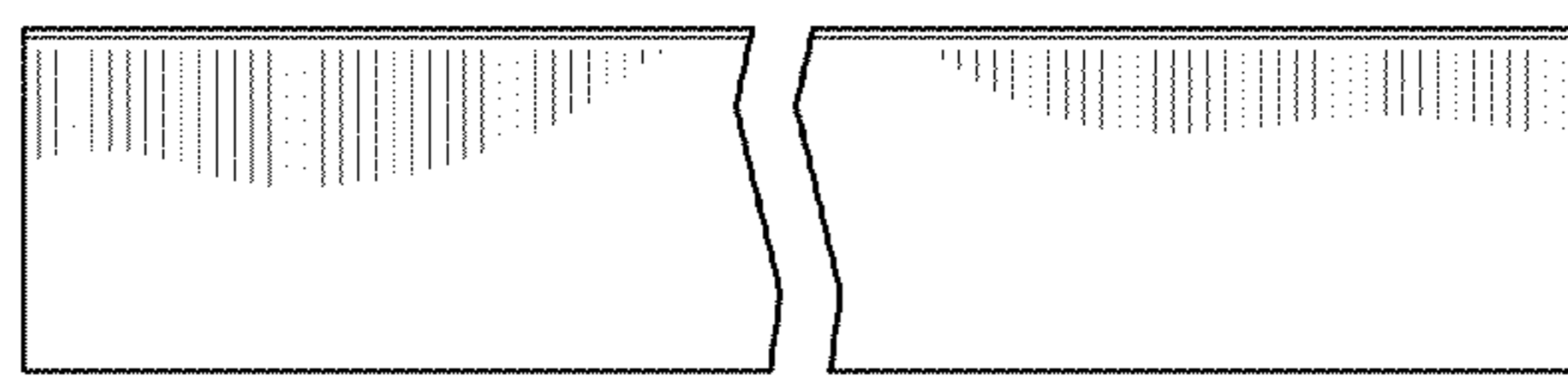


FIG-7