



US00D676152S

(12) **United States Design Patent**  
**Mugge et al.**

(10) **Patent No.:** **US D676,152 S**  
(45) **Date of Patent:** **\*\* Feb. 12, 2013**

- (54) **MOLDED SURFACE OF A CONCRETE PRODUCT**
- (75) Inventors: **Jimmie L. Mugge**, Inver Grove Heights, MN (US); **Jay J. Johnson**, Star Prairie, WI (US)
- (73) Assignee: **Anchor Wall Systems, Inc.**, Minnetonka, MN (US)
- (\*\*) Term: **14 Years**
- (21) Appl. No.: **29/421,156**
- (22) Filed: **Jun. 1, 2012**

**Related U.S. Application Data**

- (62) Division of application No. 29/374,986, filed on Nov. 2, 2011, now Pat. No. Des. 662,611, which is a division of application No. 29/372,668, filed on Dec. 22, 2010, now Pat. No. Des. 650,491, which is a division of application No. 29/370,126, filed on Jun. 8, 2010, now Pat. No. Des. 631,983, which is a division of application No. 29/312,470, filed on Oct. 21, 2008, now Pat. No. Des. 619,731.
- (51) **LOC (9) Cl.** ..... **25-01**
- (52) **U.S. Cl.** ..... **D25/113**
- (58) **Field of Classification Search** ..... D25/102-118, D25/138, 152, 157-162, 164; D21/484-491, D21/499-504; 405/16, 284, 286; 52/503-505, 52/574, 575, 596-612; 404/27-42  
See application file for complete search history.

(56) **References Cited**

**U.S. PATENT DOCUMENTS**

1,574,123 A	2/1926	Sharpe
4,869,660 A	9/1989	Ruckstuhl
D319,885 S	9/1991	Blomquist et al.
5,183,616 A	2/1993	Hedrick
5,211,895 A	5/1993	Jacklich, Sr.
D341,215 S	11/1993	Blomquist et al.
D350,610 S	9/1994	Rodrigue

D362,511 S	9/1995	Anderson et al.
D380,560 S	7/1997	Forsberg
D381,086 S	7/1997	Forsberg
D391,376 S	2/1998	Strand et al.
D402,380 S	12/1998	Komoroski
D429,006 S	8/2000	Price et al.
D433,158 S	10/2000	Hammer
D434,508 S	11/2000	Price et al.
D437,422 S	2/2001	Bolles et al.
D438,640 S	3/2001	Bolles et al.
D445,512 S	7/2001	Sievert
D448,856 S	10/2001	Boone
D458,693 S	6/2002	Sievert
D464,145 S	10/2002	Scherer et al.
D464,147 S	10/2002	Van Cauwenbergh
D466,228 S	11/2002	Hammer
D466,229 S	11/2002	Risi et al.
D466,619 S	12/2002	Britton
D467,009 S	12/2002	Agee
D468,449 S	1/2003	Britton
D477,091 S	7/2003	Manthei
D477,419 S	7/2003	Manthei
D479,002 S	8/2003	Nordstrand
D479,003 S	8/2003	Nordstrand

(Continued)

*Primary Examiner* — Anhdao Doan

(74) *Attorney, Agent, or Firm* — Merchant & Gould P.C.

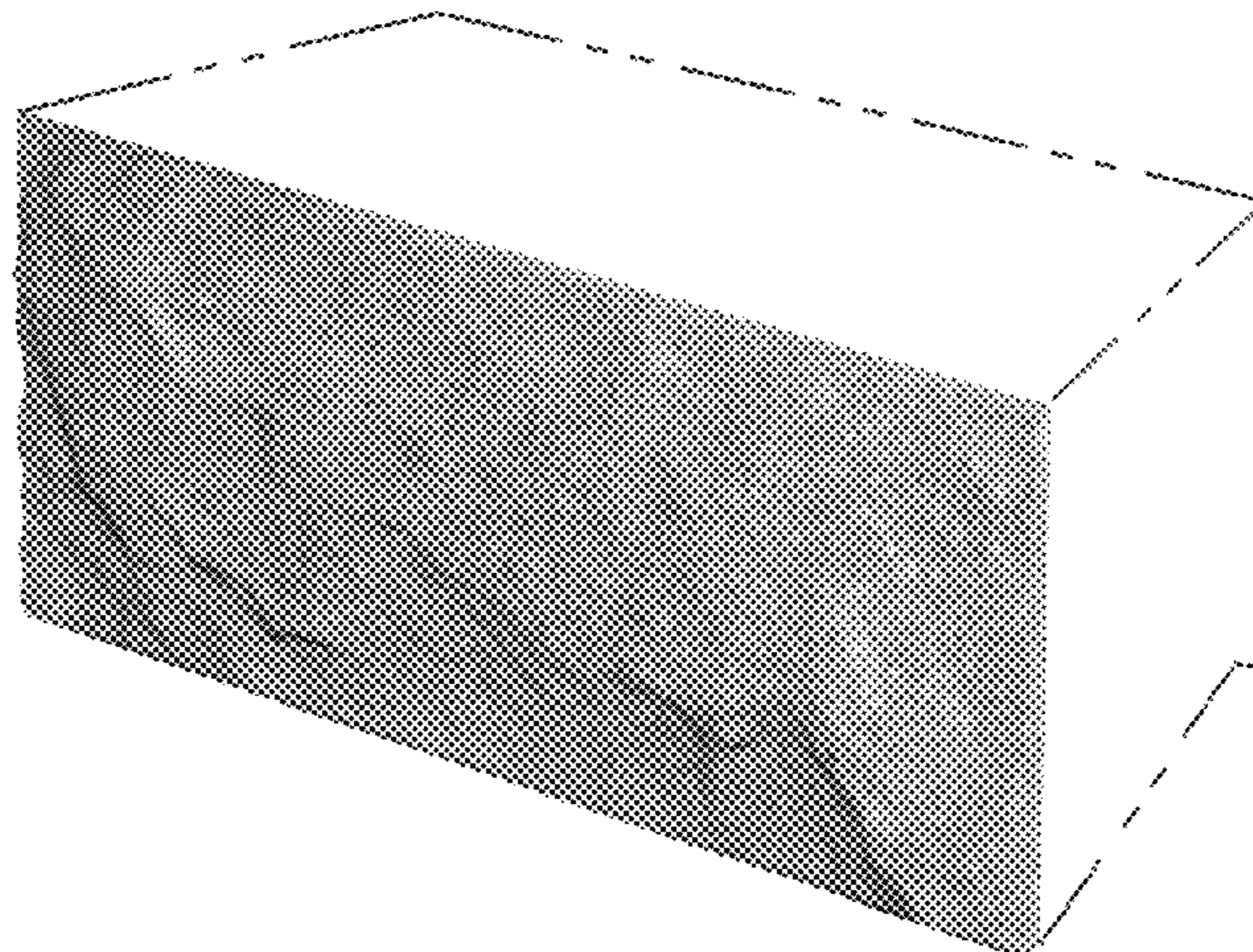
(57) **CLAIM**

The ornamental design for a molded surface of a concrete product, as shown and described.

**DESCRIPTION**

FIG. 1 is a front view of a molded surface of a concrete product showing our new design;  
 FIG. 2 is a right side view thereof;  
 FIG. 3 is a left side view thereof;  
 FIG. 4 is a top view thereof;  
 FIG. 5 is a bottom view thereof; and,  
 FIG. 6 is a perspective view thereof.  
 The broken lines in the drawing views are included for the purpose of illustrating portions of the molded surface of a concrete product that form no part of the claimed design.

**1 Claim, 6 Drawing Sheets**



# US D676,152 S

Page 2

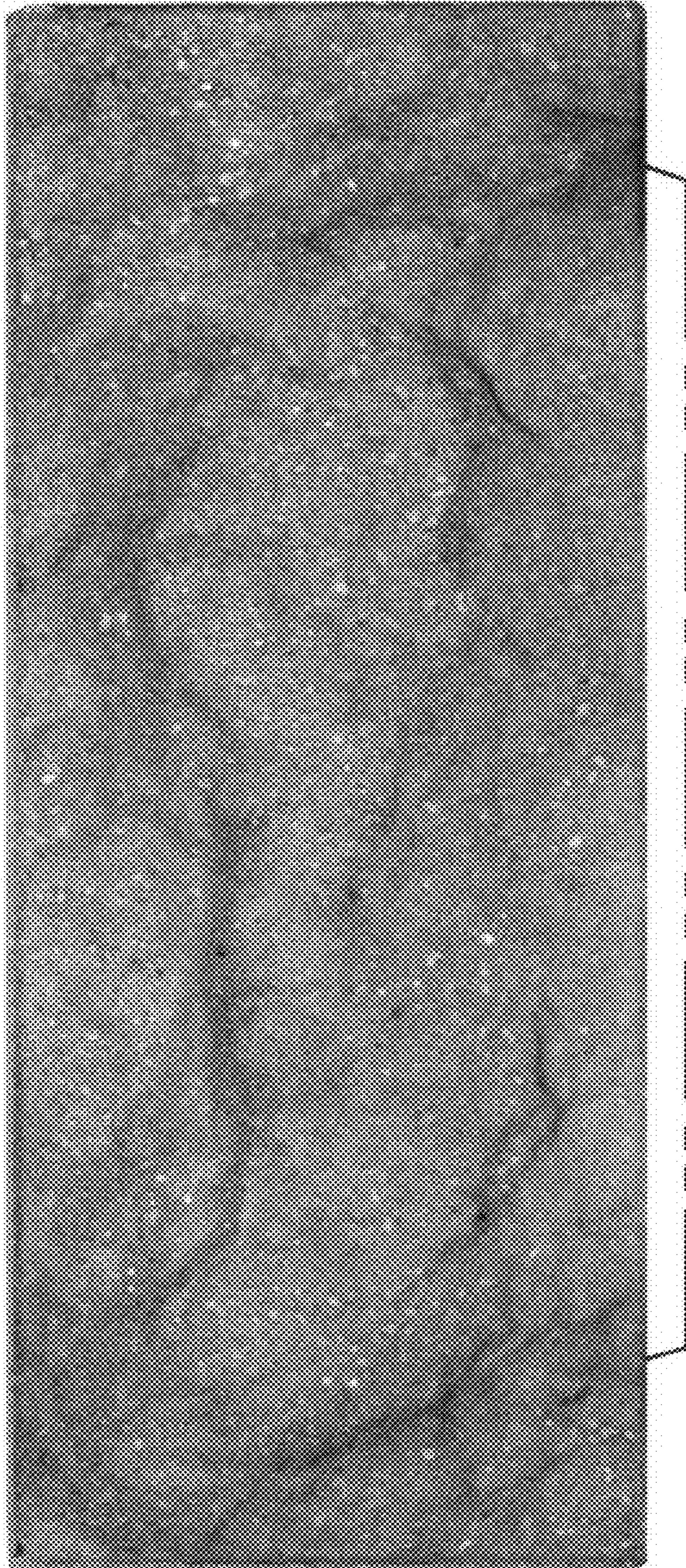
## U.S. PATENT DOCUMENTS

D482,133 S	11/2003	Scherer et al.	D540,477 S	4/2007	Price	
D485,371 S	1/2004	Burgess et al.	D540,478 S	4/2007	Price	
D486,246 S	2/2004	Manthei	D541,950 S	5/2007	Mugge et al.	
D492,796 S	7/2004	Price	D541,951 S	5/2007	Mugge et al.	
D500,864 S	1/2005	Klettenberg et al.	D548,365 S	8/2007	Price	
D506,837 S	6/2005	Scherer et al.	D550,860 S	9/2007	Price	
D509,909 S	9/2005	Sorheim	D576,293 S	9/2008	Mugge et al.	
D511,578 S	11/2005	Mugge et al.	D581,548 S	11/2008	Mugge et al.	
D511,846 S	11/2005	Evans	D584,834 S	1/2009	Lacas	
D513,805 S	1/2006	Scherer et al.	D586,478 S	2/2009	Price et al.	
D518,578 S	4/2006	Mugge et al.	D589,165 S	3/2009	Manthei et al.	
D529,195 S	9/2006	Mugge	D589,167 S *	3/2009	Manthei et al.	..... D25/113
D529,628 S	10/2006	Mugge et al.	7,618,578 B2 *	11/2009	Manthei et al.	..... 264/334
D530,831 S	10/2006	Mugge et al.	D619,731 S	7/2010	Mugge et al.	
D532,910 S	11/2006	Mugge et al.	D631,983 S	2/2011	Mugge et al.	
D538,946 S	3/2007	Mugge et al.	2004/0098928 A1	5/2004	Scherer et al.	
D538,947 S	3/2007	Price	2006/0110223 A1	5/2006	Dawson et al.	
D539,439 S	3/2007	Price	2007/0289247 A1	12/2007	Hamel	

\* cited by examiner



FIG. 1








FIG. 2




FIG. 3

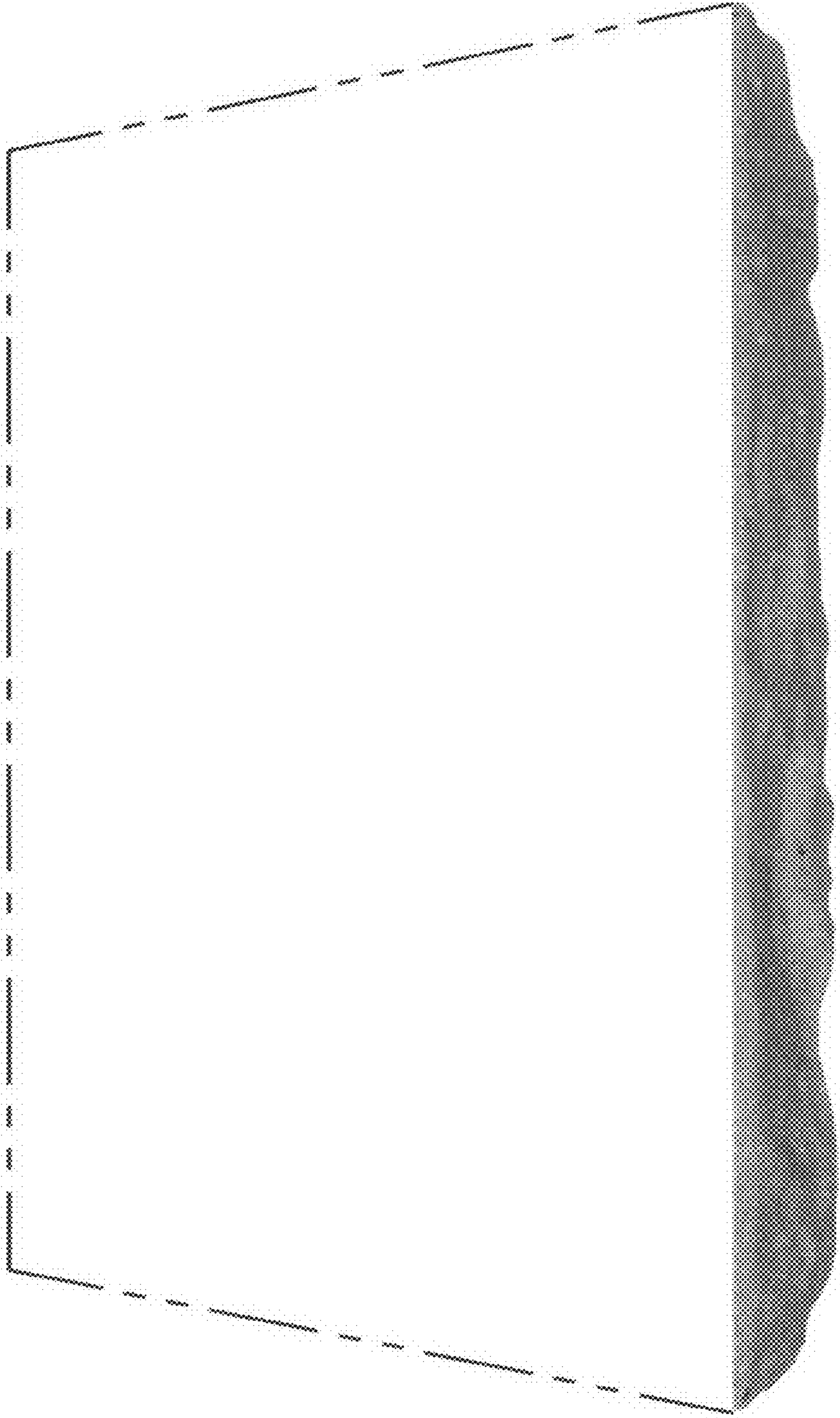


FIG. 4




FIG. 5



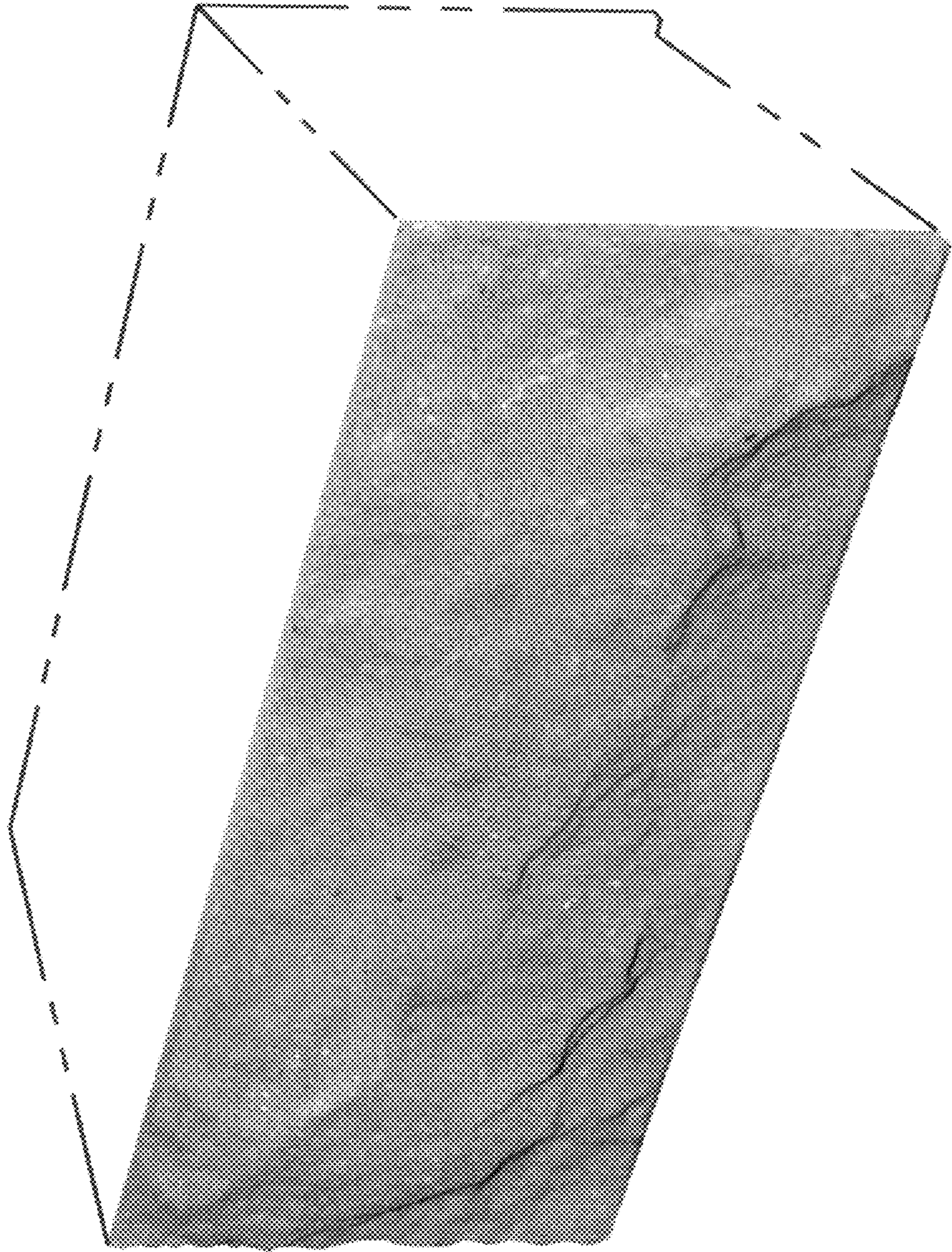


FIG. 6