



US00D676142S

(12) **United States Design Patent**
Chen

(10) **Patent No.:** **US D676,142 S**

(45) **Date of Patent:** **** Feb. 12, 2013**

(54) **MASSAGER WITH BUTTON**

(56) **References Cited**

(76) **Inventor:** **Eric Y. Chen**, Town & Country, MO
(US)

(**) **Term:** **14 Years**

(21) **Appl. No.:** **29/415,664**

(22) **Filed:** **Mar. 13, 2012**

(51) **LOC (9) Cl.** **28-03**

(52) **U.S. Cl.** **D24/215**

(58) **Field of Classification Search** D24/200,
D24/211–215, 141; 601/27, 28, 33, 40, 46,
601/47, 48, 63, 80, 99, 104, 112, 113, 114,
601/119, 122, 125, 129, 134, 135, 137, DIG. 12,
601/DIG. 13, DIG. 14, DIG. 15, DIG. 16,
601/DIG. 17; D14/137, 147

See application file for complete search history.

U.S. PATENT DOCUMENTS
D583,354 S * 12/2008 Gonser et al. D14/147
D619,980 S * 7/2010 Kang D14/138 AA
D623,159 S * 9/2010 Cheng et al. D14/138 AA
D647,516 S * 10/2011 Brabander D14/248
D647,875 S * 11/2011 Chun et al. D14/147

* cited by examiner

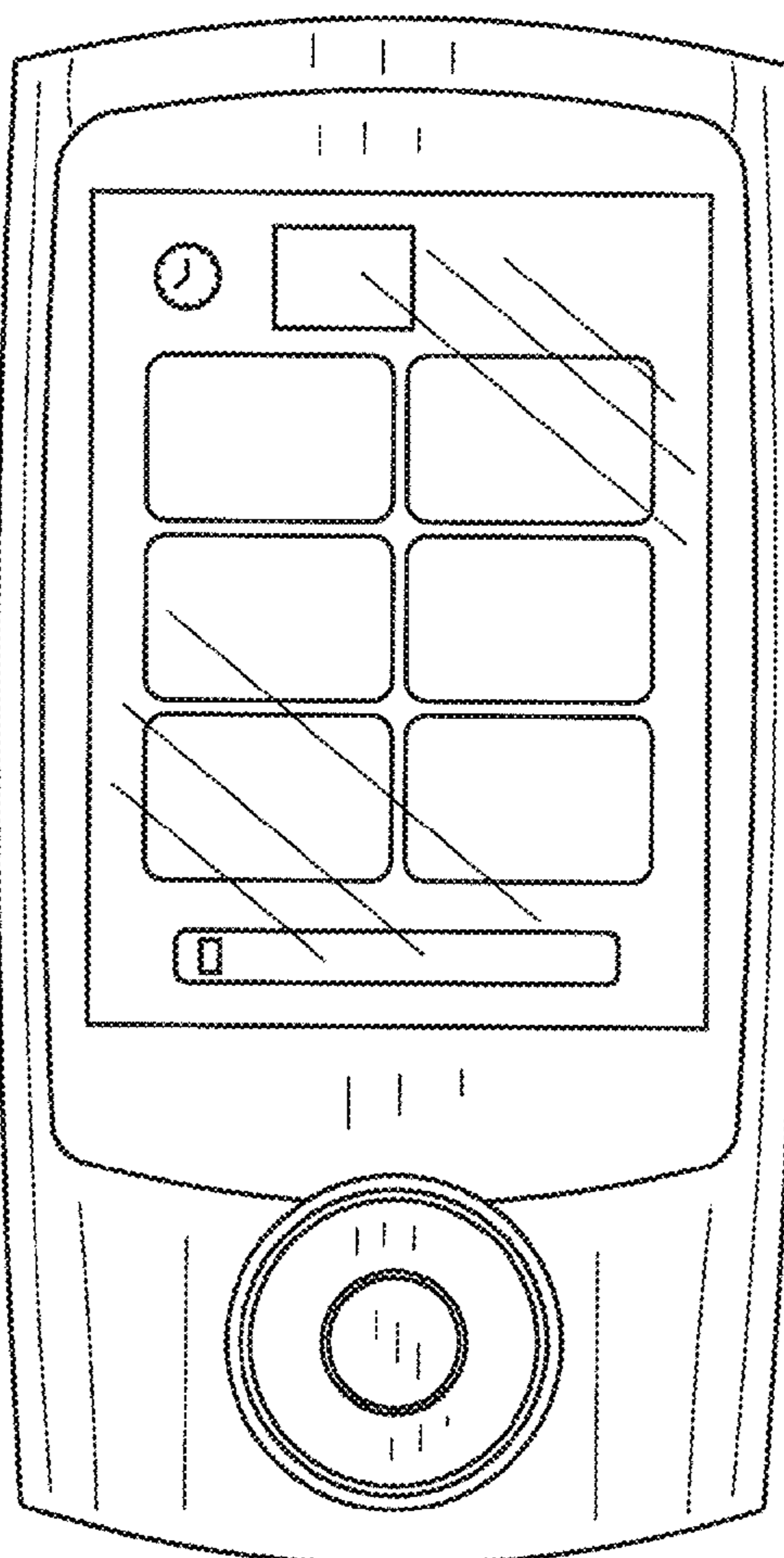
Primary Examiner — Sandra Snapp
(74) *Attorney, Agent, or Firm* — Charles McCluskey

(57) **CLAIM**
The ornamental design for a massager with button, as shown
and described.

DESCRIPTION

FIG. 1 is a front view;
FIG. 2 is a rear view;
FIG. 3 is a side view;
FIG. 4 is an opposite side view;
FIG. 5 is a top view; and,
FIG. 6 is a bottom view.

1 Claim, 2 Drawing Sheets



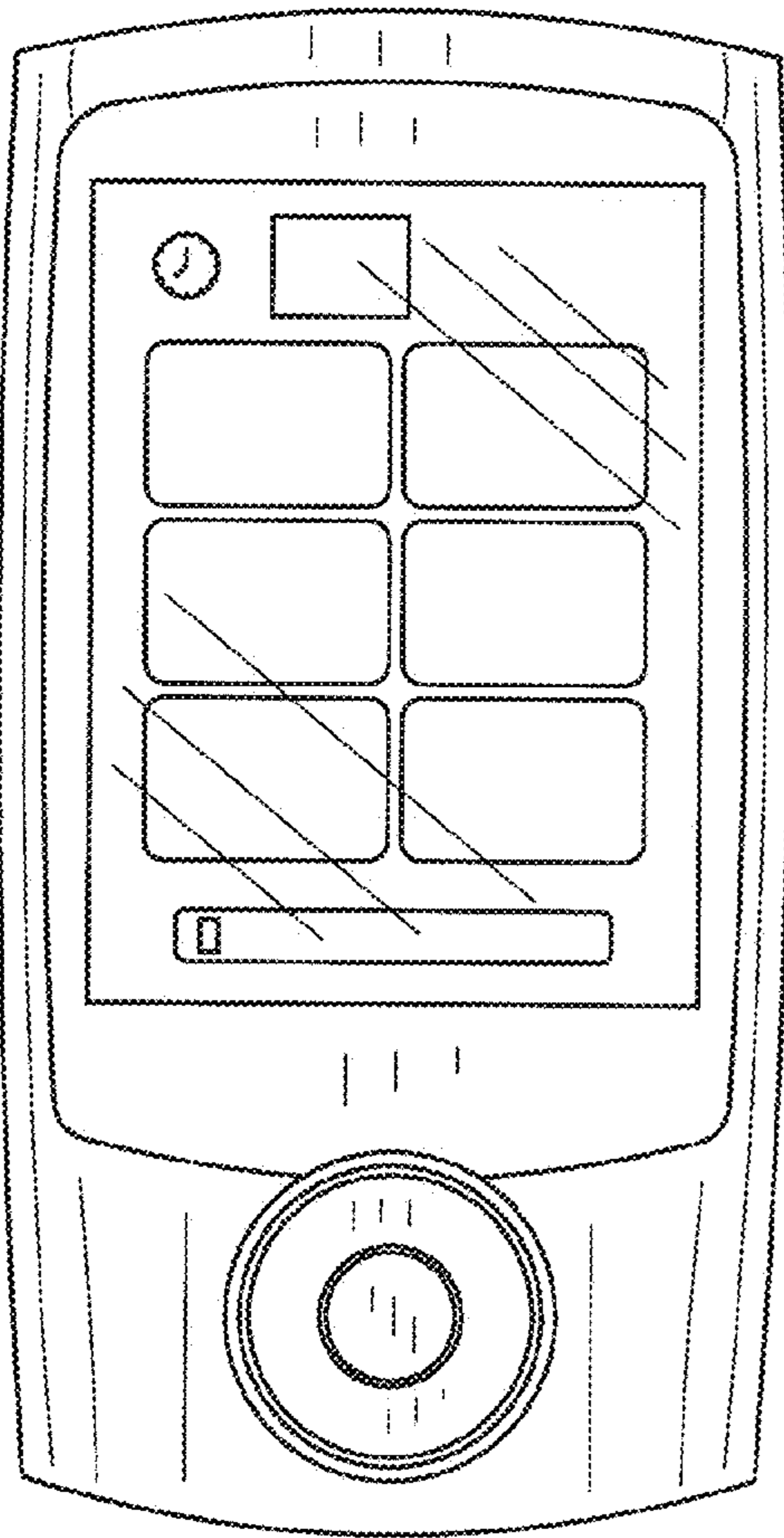


FIG. 1

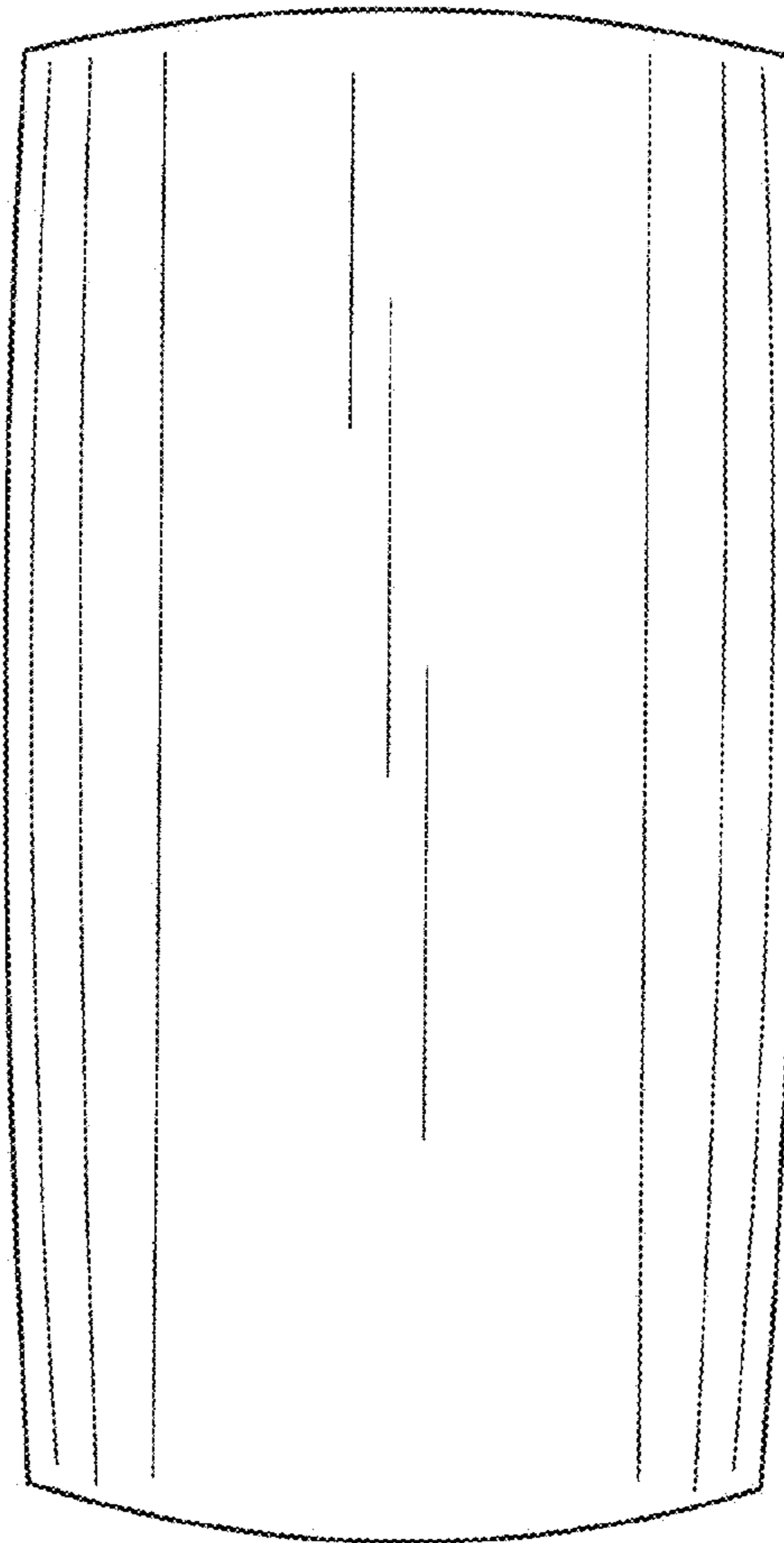


FIG. 2




FIG. 3




FIG. 4




FIG. 5

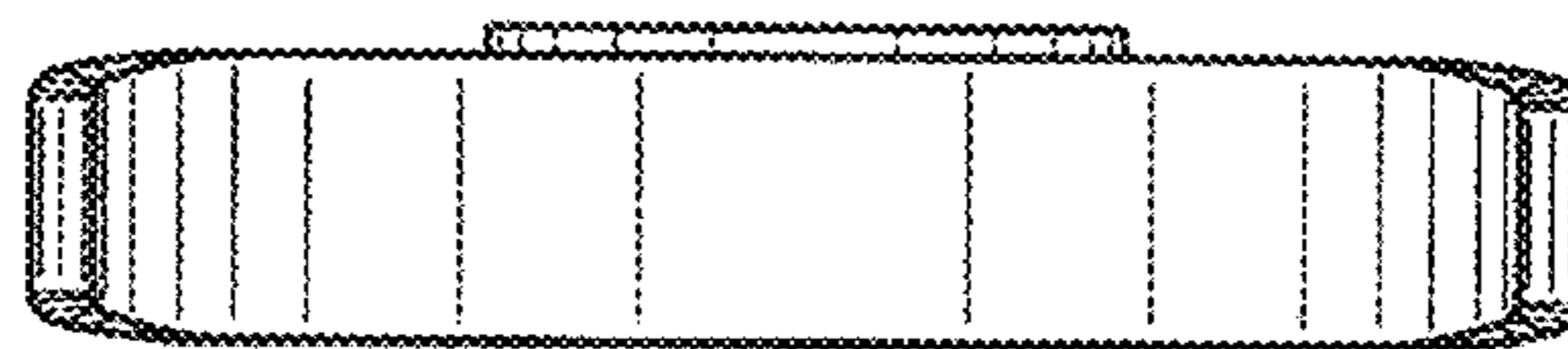


FIG. 6