



US00D676140S

(12) **United States Design Patent**
Feightner

(10) **Patent No.:** **US D676,140 S**

(45) **Date of Patent:** **** Feb. 12, 2013**

(54) **FOOT MASSAGER**

(76) Inventor: **Donald P. Feightner**, Akron, OH (US)

(**) Term: **14 Years**

(21) Appl. No.: **29/404,695**

(22) Filed: **Oct. 25, 2011**

(51) **LOC (9) Cl.** **28-03**

(52) **U.S. Cl.** **D24/212**

(58) **Field of Classification Search** D24/200,
D24/211–215, 141; 601/27, 28, 33, 40, 46,
601/47, 48, 63, 80, 99, 104, 112, 113, 114,
601/119, 122, 125, 129, 134, 135, 137, DIG. 12,
601/DIG. 13, DIG. 14, DIG. 15, DIG. 16,
601/DIG. 17

See application file for complete search history.

D253,373 S *	11/1979	Celeste	D24/212
D256,503 S *	8/1980	Moustakas	D24/212
D256,841 S *	9/1980	Corbett et al.	D24/211
4,378,007 A	3/1983	Kachadourian	
D271,051 S *	10/1983	McCoy et al.	D24/211
D274,649 S *	7/1984	Shiu	D24/212
D279,406 S *	6/1985	Shiu	D24/211
D281,816 S *	12/1985	Conn et al.	D24/211
D285,117 S *	8/1986	Snyder	D24/211
D337,827 S *	7/1993	Seng	D24/211
D357,952 S *	5/1995	Chen	D21/684
5,411,470 A	5/1995	Liptak et al.	
D361,132 S *	8/1995	Lee	D24/200
D371,202 S *	6/1996	Zajas et al.	D24/211
D399,569 S *	10/1998	Wier et al.	D24/212
6,200,283 B1	3/2001	Groen	
D446,584 S *	8/2001	Chen	D24/211
D475,464 S *	6/2003	Chen	D24/211
D477,414 S *	7/2003	Chen	D24/211
D573,262 S	7/2008	Soucy	
D643,540 S *	8/2011	Jian et al.	D24/211
D648,034 S *	11/2011	Rice	D24/215

(56) **References Cited**

U.S. PATENT DOCUMENTS

1,722,866 A *	7/1929	Snyder	601/121
D101,862 S *	11/1936	Fehn et al.	D24/212
D119,035 S *	2/1940	Lindgren	D24/212
2,369,544 A *	2/1945	Dolan	601/118
D149,700 S *	5/1948	Sky	D24/211
D152,951 S *	3/1949	Eldredge	D24/212
D177,529 S *	4/1956	McDermott	D24/212
3,067,738 A *	12/1962	Karlik	601/120
3,662,748 A	5/1972	Thurman	
D243,557 S	3/1977	Kientz	
4,109,649 A	8/1978	Iyonasa	
D249,551 S *	9/1978	Greenawalt	D24/211

* cited by examiner

Primary Examiner — Sandra Snapp

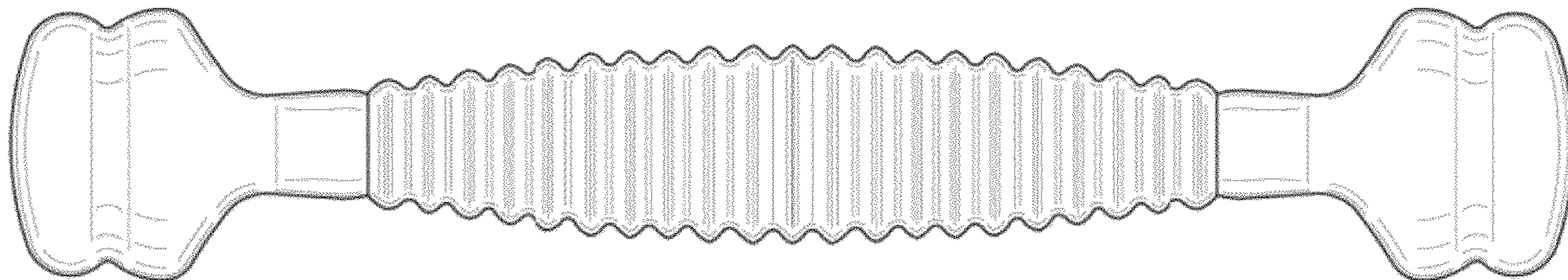
(57) **CLAIM**

I claim the ornamental design for the foot massager, as shown and described.

DESCRIPTION

FIG. 1 is a front view of the foot massager; and,
FIG. 2 is a side view of the claimed design.

1 Claim, 1 Drawing Sheet






FIG. 1

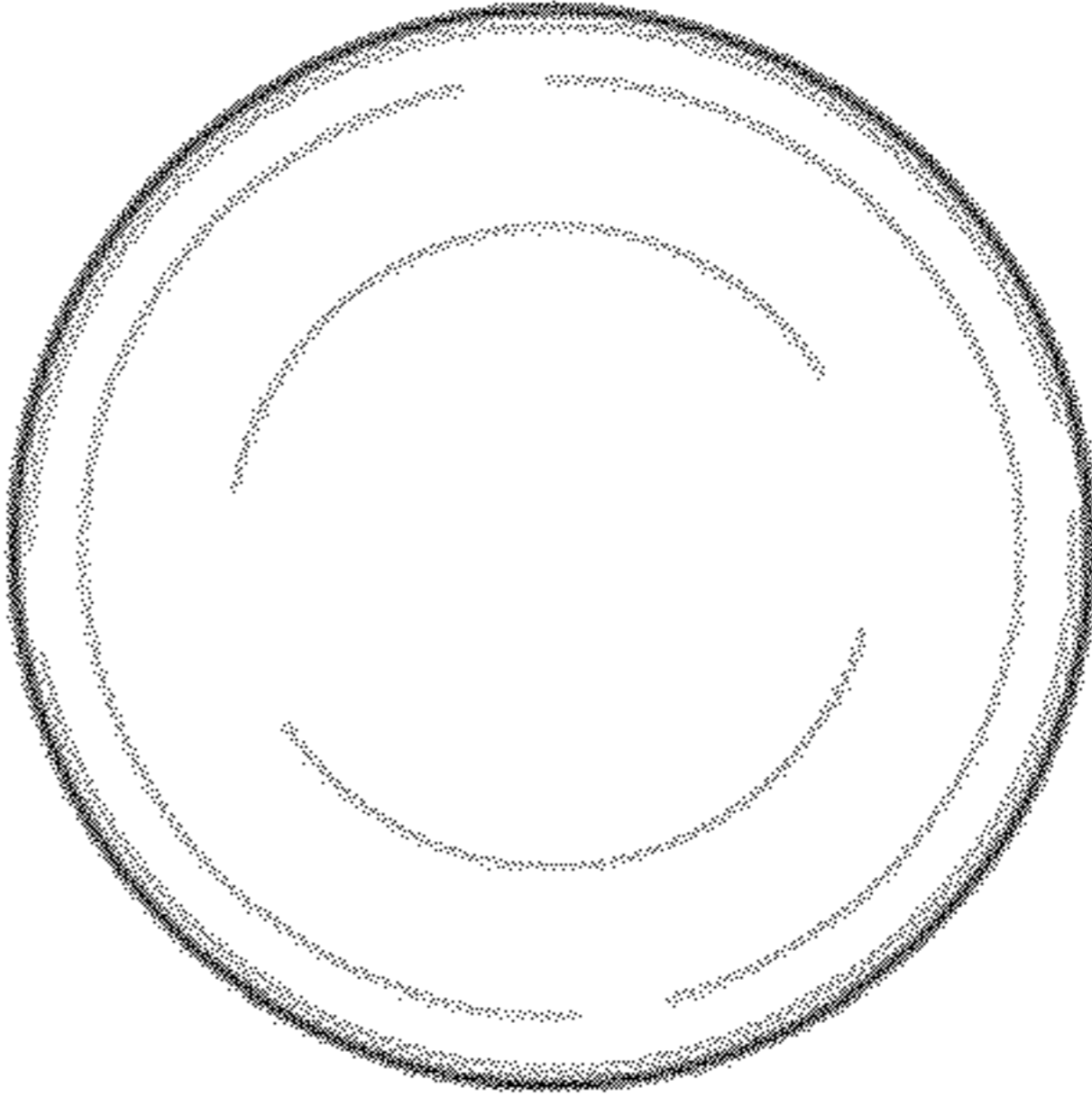


FIG. 2