



US00D676139S

(12) **United States Design Patent**
Golzari

(10) **Patent No.:** **US D676,139 S**

(45) **Date of Patent:** **** Feb. 12, 2013**

(54) **POWER SCARF**

(76) Inventor: **Ali R. Golzari**, New York, NY (US)

(**) Term: **14 Years**

(21) Appl. No.: **29/404,311**

(22) Filed: **Oct. 19, 2011**

(51) **LOC (9) Cl.** **24-04**

(52) **U.S. Cl.** **D24/206; D24/200; D6/601**

(58) **Field of Classification Search** D6/595,
D6/596, 597, 601; 5/630, 636, 637, 648,
5/652, 653, 655.3, 656, 907; D24/191, 200,
D24/206, 207; 607/109

See application file for complete search history.

(56) **References Cited**

U.S. PATENT DOCUMENTS

D419,267 S *	1/2000	Hartunian	D29/100
D442,269 S *	5/2001	Pinchuk	D23/351
D455,481 S *	4/2002	Christianson	D23/351
D457,945 S *	5/2002	Pinchuk	D23/351

D501,349 S *	2/2005	Harris et al.	D6/601
D555,836 S *	11/2007	Foust et al.	D29/101.2
7,698,763 B2 *	4/2010	Warnock	5/655
2010/0242180 A1 *	9/2010	Warnock	5/637

* cited by examiner

Primary Examiner — Janice Seeger

(74) *Attorney, Agent, or Firm* — Zarley Law Firm, P.L.C.

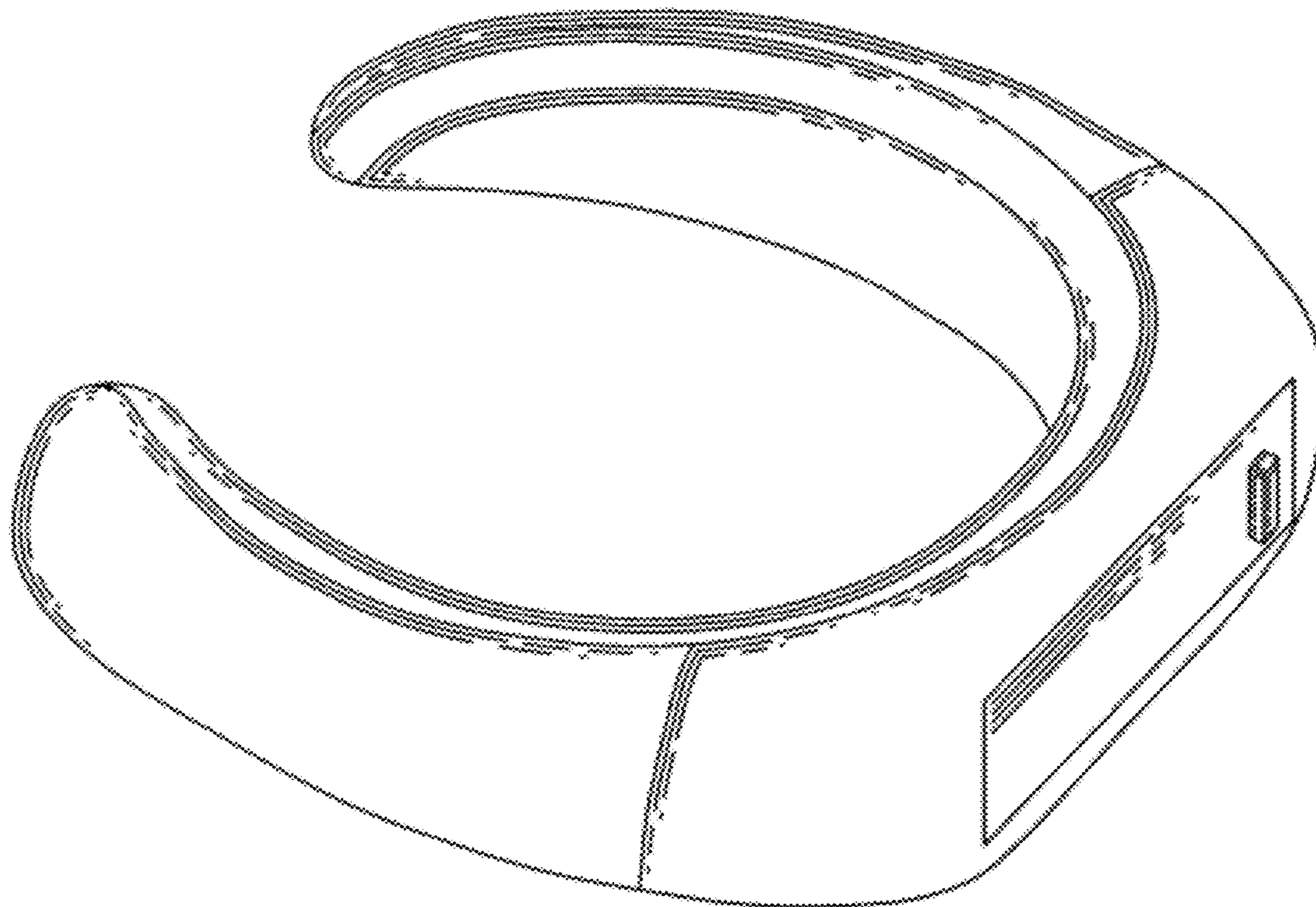
(57) **CLAIM**

I claim the ornamental design for a power scarf, substantially as shown and described.

DESCRIPTION

FIG. 1 is a perspective view of a power scarf;
FIG. 2 is a front plan view of a power scarf;
FIG. 3 is a back plan view of a power scarf;
FIG. 4 is a top plan view of a power scarf;
FIG. 5 is a bottom plan view of a power scarf;
FIG. 6 is a right side plan view of a power scarf; and,
FIG. 7 is a left side plan view of a power scarf.

1 Claim, 5 Drawing Sheets



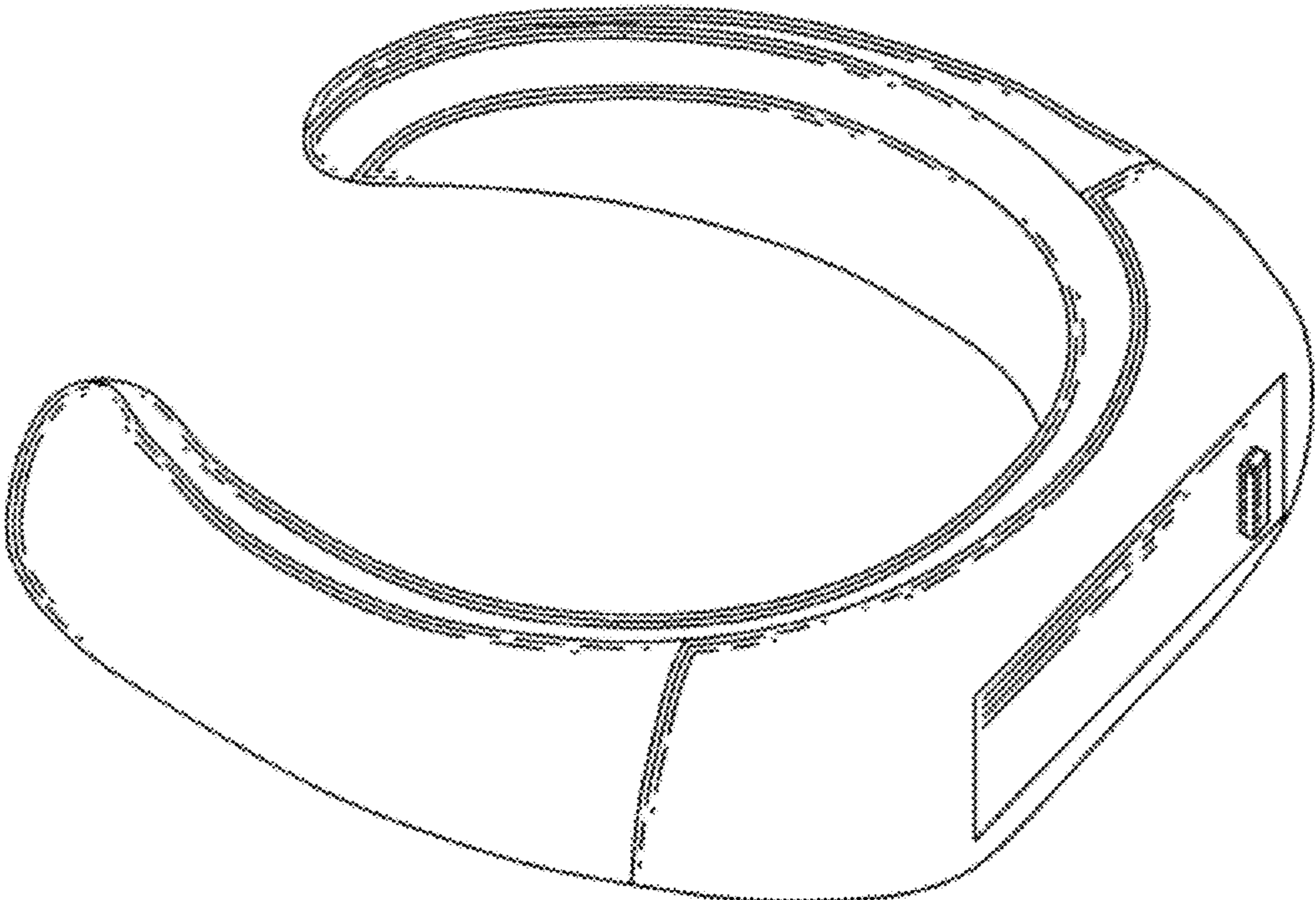


Fig. 1

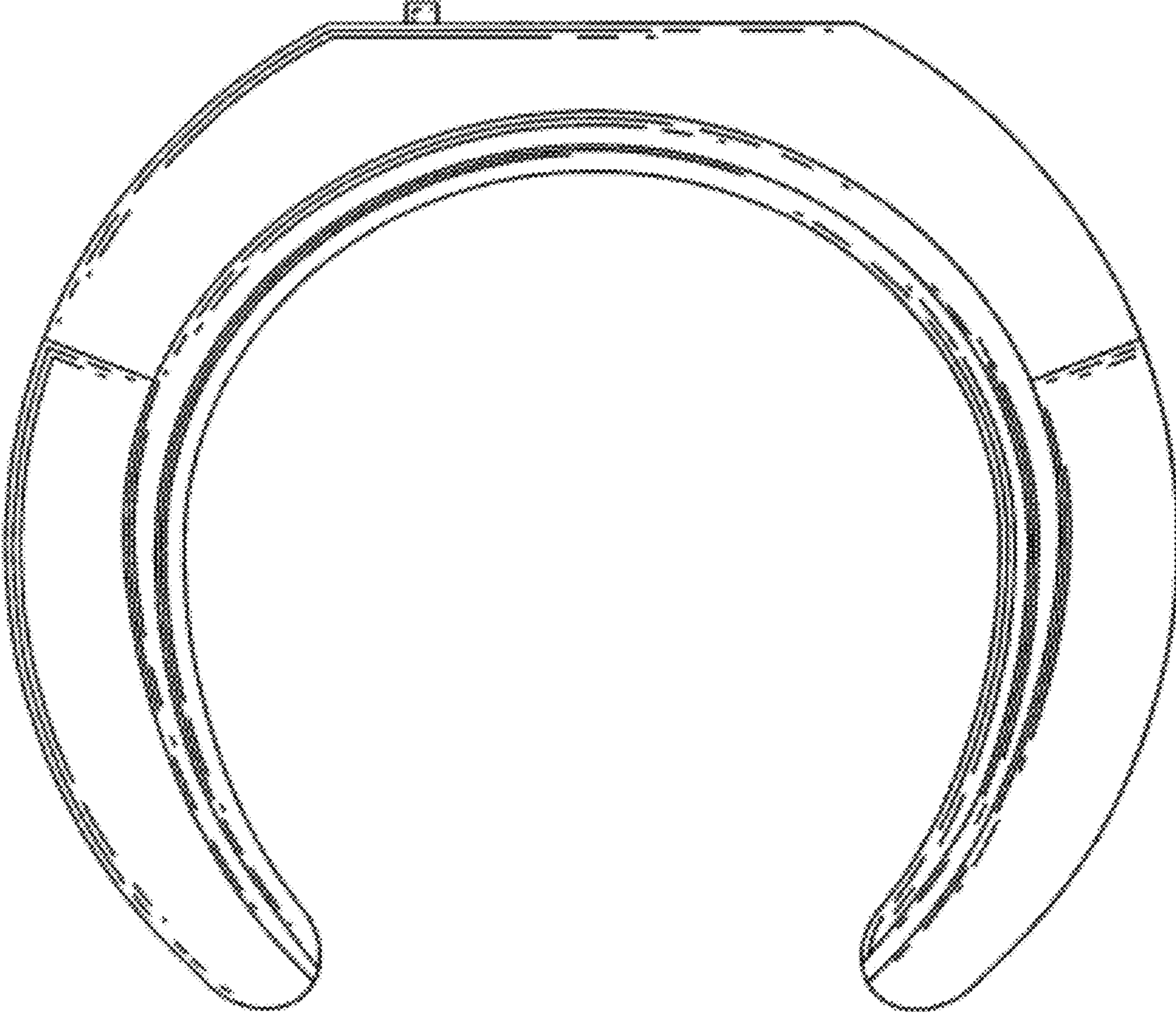


Fig. 2

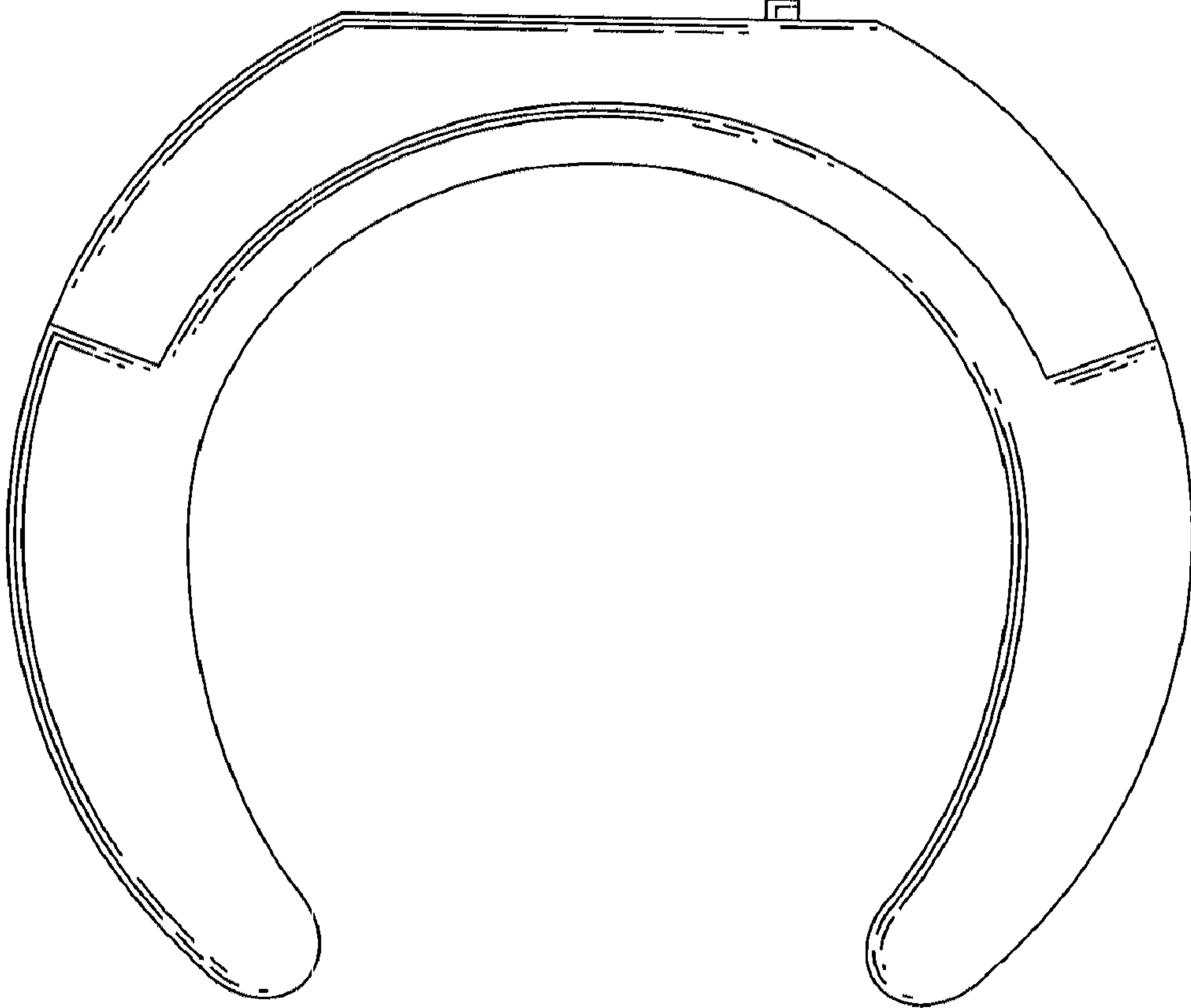


Fig. 3



Fig. 4




Fig. 5

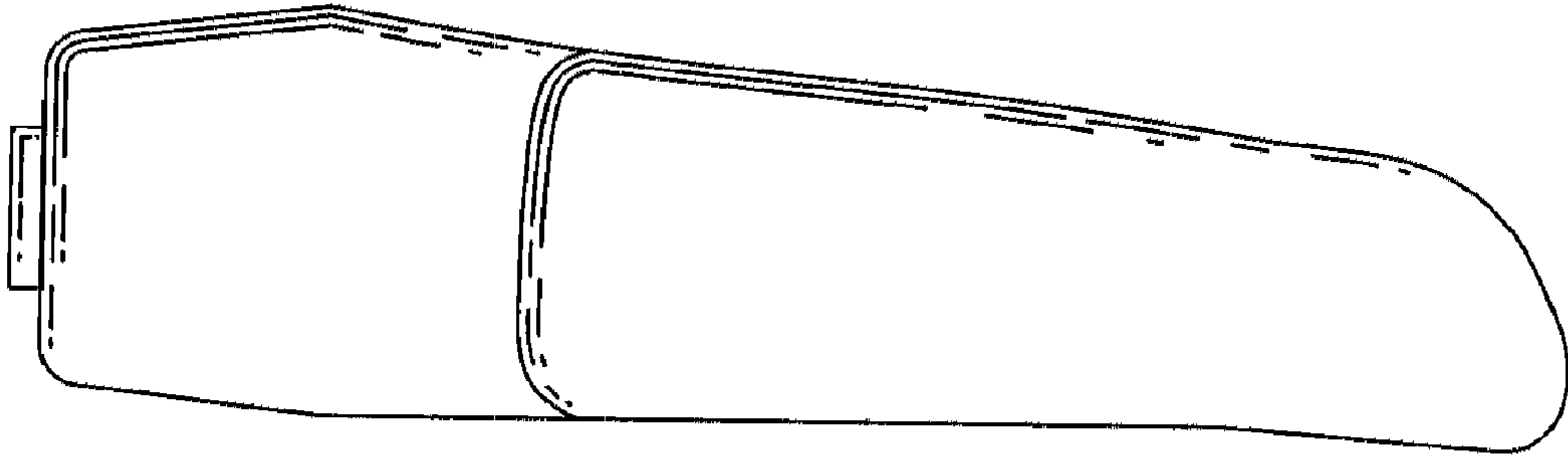


Fig. 6




Fig. 7