



US00D676138S

(12) **United States Design Patent**
Kingsley

(10) **Patent No.:** **US D676,138 S**

(45) **Date of Patent:** **** Feb. 12, 2013**

(54) **THERAPEUTIC COOLING DEVICE**

(75) **Inventor:** **Kyle E. Kingsley**, Minneapolis, MN (US)

(73) **Assignee:** **Doctor Sly LLC**, Minneapolis, MN (US)

(**) **Term:** **14 Years**

(21) **Appl. No.:** **29/419,732**

(22) **Filed:** **May 1, 2012**

(51) **LOC (9) Cl.** **23-02**

(52) **U.S. Cl.** **D24/204**

(58) **Field of Classification Search** D24/200–207,
D24/212, 213, 191; 607/104, 109, 110; 602/1–7,
602/17, 18, 74; D23/277, 278, 276, 280.1–280.3;
601/154–158; 4/541.1–541.6, 547, 578.1,
4/579, 655; D29/101.2, 102; D30/161, 129,
D30/118, 158; 119/165
See application file for complete search history.

(56) **References Cited**

U.S. PATENT DOCUMENTS

3,926,181	A *	12/1975	Eischen, Sr.	602/18
D258,557	S *	3/1981	Herr	602/17
5,390,682	A *	2/1995	Iams	602/17
5,542,910	A *	8/1996	Oliver	602/18
5,575,295	A *	11/1996	Khalsa et al.	602/18
D391,371	S *	2/1998	Coakley	D24/191

6,237,531	B1 *	5/2001	Peeples et al.	D30/118
6,689,155	B2 *	2/2004	Gammons et al.	607/109
6,772,800	B1 *	8/2004	Garcia	4/655
D552,742	S *	10/2007	Leatt	D24/191
D565,739	S *	4/2008	Tran	D24/204
D638,590	S *	5/2011	Lipscomb et al.	D30/161
8,251,939	B2 *	8/2012	Aune et al.	602/18

* cited by examiner

Primary Examiner — David Muller

(74) *Attorney, Agent, or Firm* — Hamre, Schumann, Mueller & Larson, P.C.

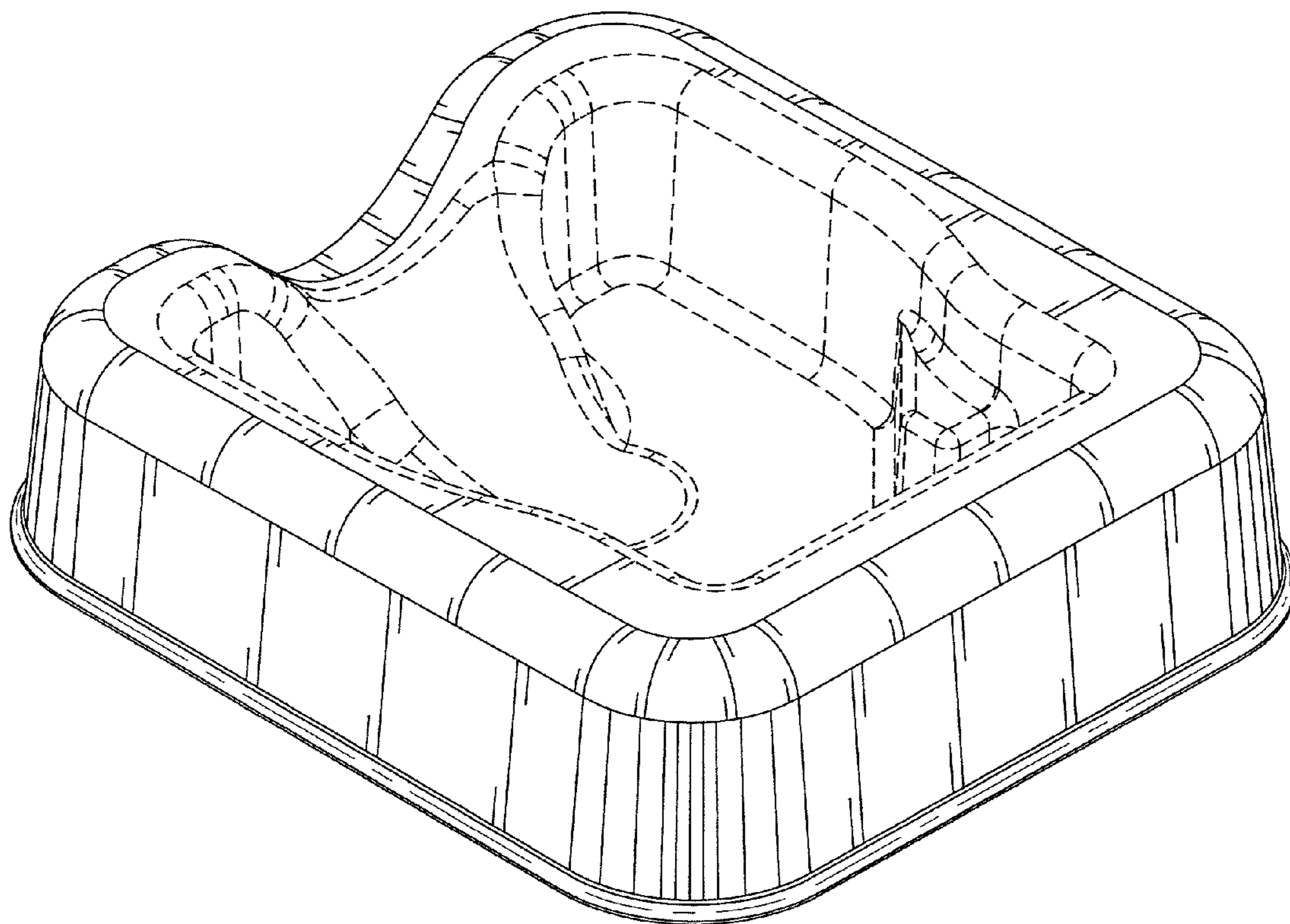
(57) **CLAIM**

The ornamental design for a therapeutic cooling device, as shown and described.

DESCRIPTION

FIG. 1 is a top perspective view of a therapeutic cooling device showing my new design;
FIG. 2 is another top perspective view thereof;
FIG. 3 is a front elevational view thereof;
FIG. 4 is a rear elevational view thereof;
FIG. 5 is a side elevational view thereof, both the left and right sides being identical; and,
FIG. 6 is a top elevational view thereof, the bottom thereof which is not shown, being devoid of ornamentality.
The broken lines shown in the FIGS. 1-6 are for illustrative purposes only and form no part of the claimed design.

1 Claim, 5 Drawing Sheets



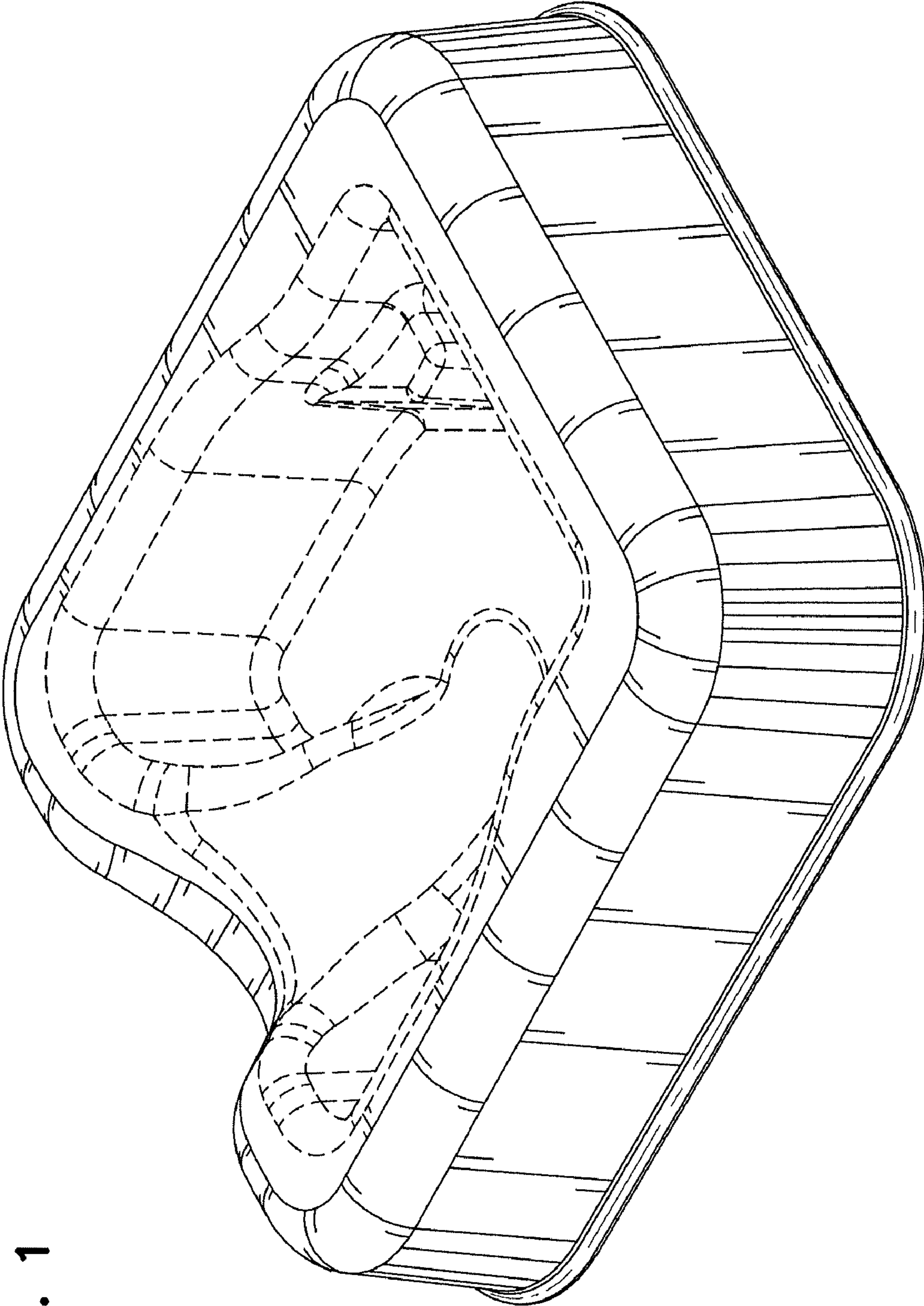


FIG. 1

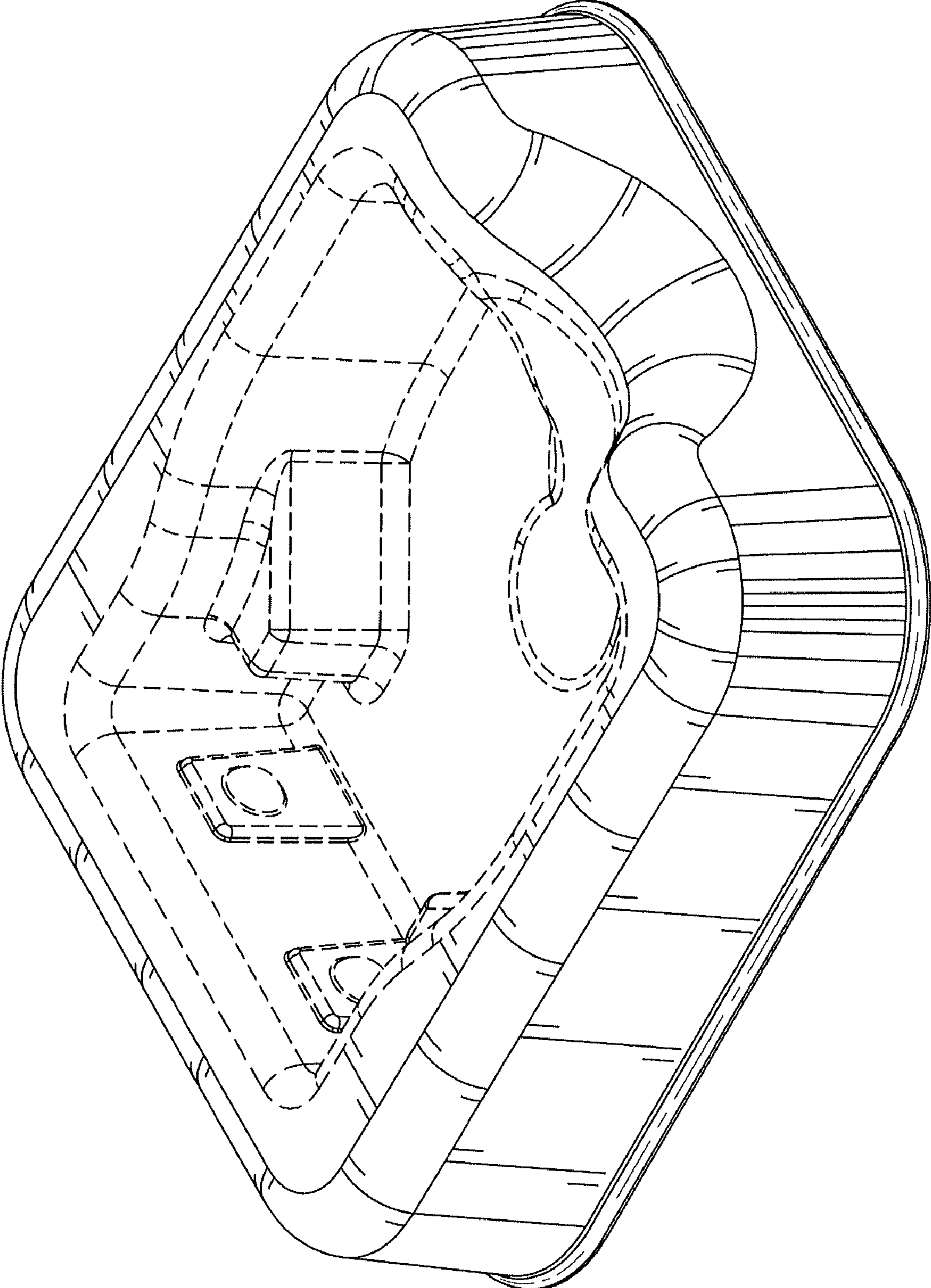


FIG. 2

FIG. 3

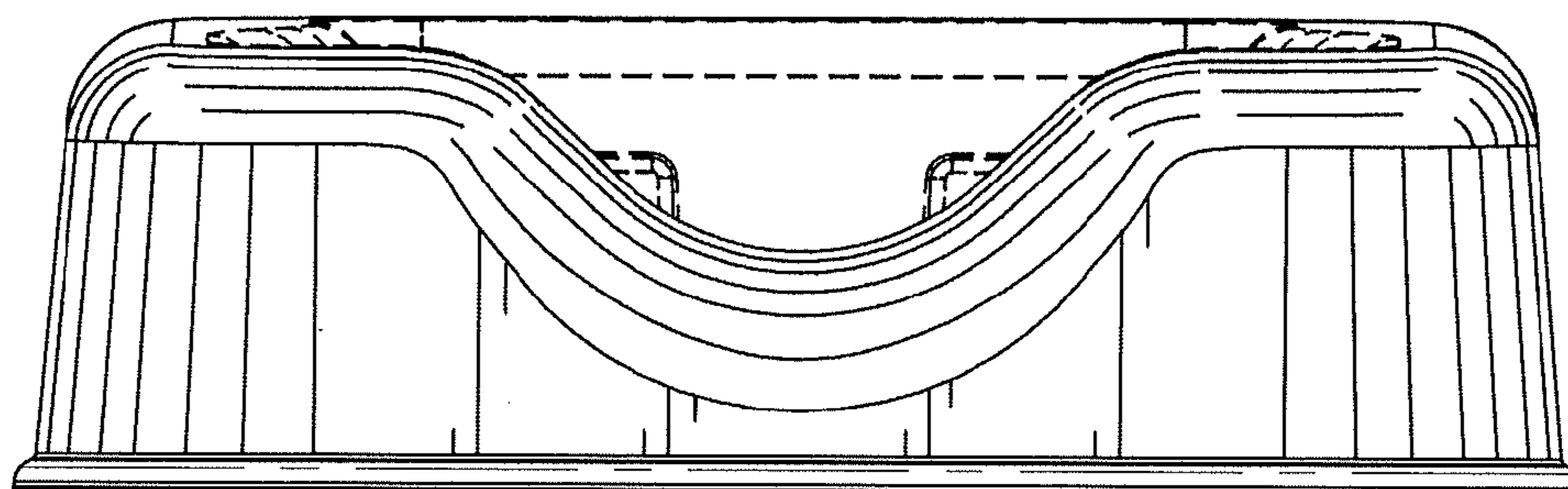


FIG. 4




FIG. 5




FIG. 6

