



US00D676130S

(12) **United States Design Patent**  
**Lovell et al.**

(10) **Patent No.:** **US D676,130 S**

(45) **Date of Patent:** **\*\* Feb. 12, 2013**

(54) **MEDICAL INJECTOR**

(75) Inventors: **Francis Lovell**, Montreuil (FR); **Aurele Hurtis**, Nanterre (FR); **Gaudence Uwimana**, Bondy (FR)

(73) Assignee: **Becton Dickinson France S.A.S.**, Le Pont-de-Claix (FR)

(\*\*) Term: **14 Years**

(21) Appl. No.: **29/415,670**

(22) Filed: **Mar. 13, 2012**

(51) **LOC (9) Cl.** ..... **24-02**

(52) **U.S. Cl.** ..... **D24/112**

(58) **Field of Classification Search** ..... D24/112-114,  
D24/133, 130, 127, 110; 606/181, 185; 604/232,  
604/187, 158, 164.08, 192, 263, 163, 181,  
604/184, 198, 227; D14/402, 408; 345/163,  
345/166; D26/124

See application file for complete search history.

(56) **References Cited**

**U.S. PATENT DOCUMENTS**

D405,524 S *	2/1999	Falk et al.	.....	D24/113
D405,525 S *	2/1999	Barrett et al.	.....	D24/113
D447,282 S *	8/2001	Yiu	.....	D24/133
D493,792 S *	8/2004	Rueb et al.	.....	D14/402
D521,005 S *	5/2006	Lin	.....	D14/408

7,312,789 B2 *	12/2007	Koike et al.	.....	345/163
D579,937 S *	11/2008	Cohen	.....	D14/408
D583,463 S *	12/2008	Wood et al.	.....	D24/110
D602,586 S *	10/2009	Foley et al.	.....	D24/113
D606,191 S *	12/2009	Bellifemine	.....	D24/133
D622,725 S *	8/2010	Reed et al.	.....	D14/408
D638,534 S *	5/2011	Moga et al.	.....	D24/113
8,243,018 B2 *	8/2012	Farag et al.	.....	345/163

\* cited by examiner

*Primary Examiner* — David Muller

(74) *Attorney, Agent, or Firm* — The Webb Law Firm

(57) **CLAIM**

The ornamental design for a medical injector, as shown and described.

**DESCRIPTION**

FIG. 1 is a perspective view of a medical injector in accordance with the present invention.

FIG. 2 is a front view thereof;

FIG. 3 is a top view thereof;

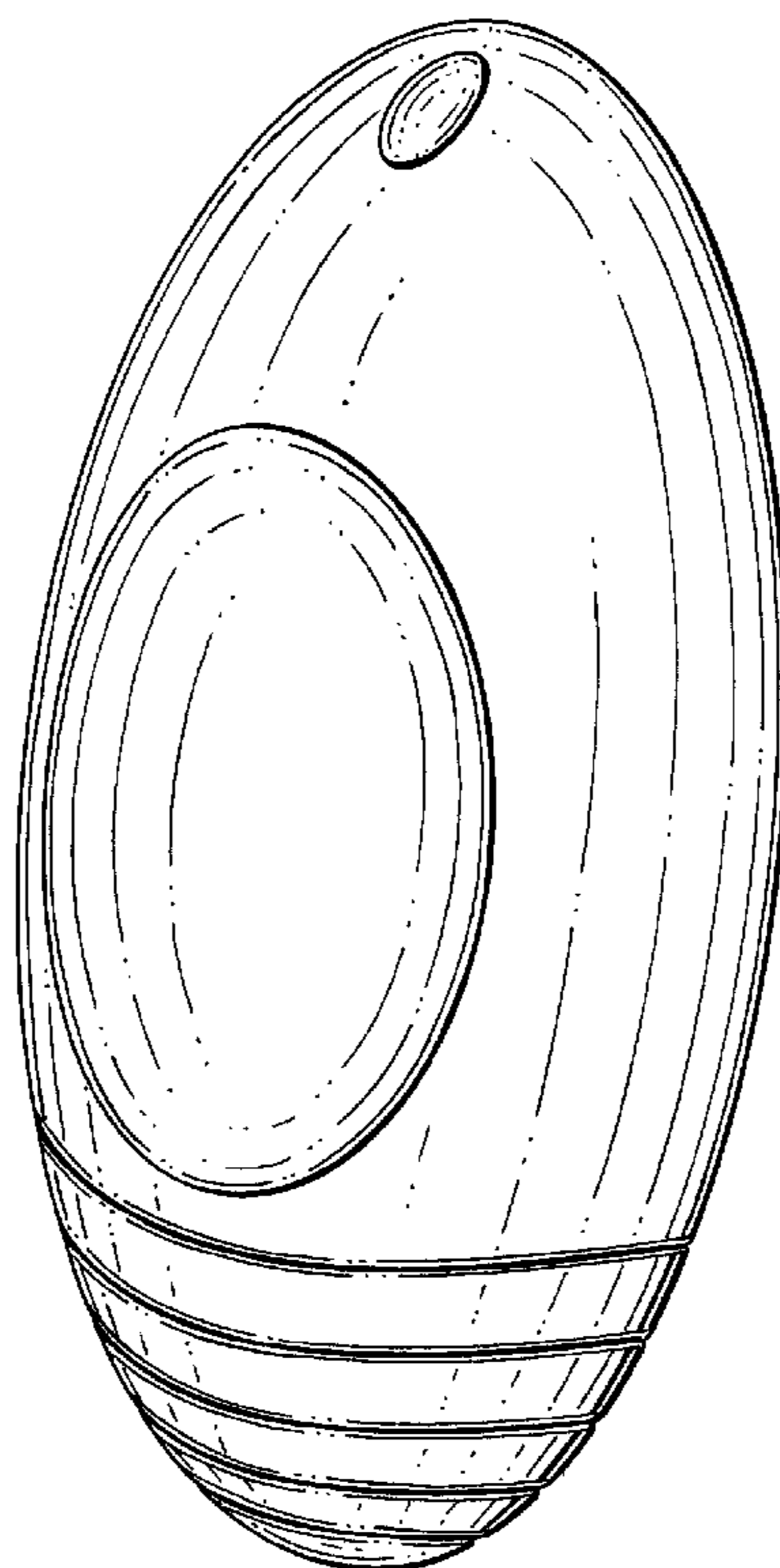
FIG. 4 is a left side view thereof;

FIG. 5 is a right side view thereof;

FIG. 6 is a bottom view thereof; and,

FIG. 7 is a rear view thereof.

**1 Claim, 4 Drawing Sheets**






FIG. 1




FIG. 2

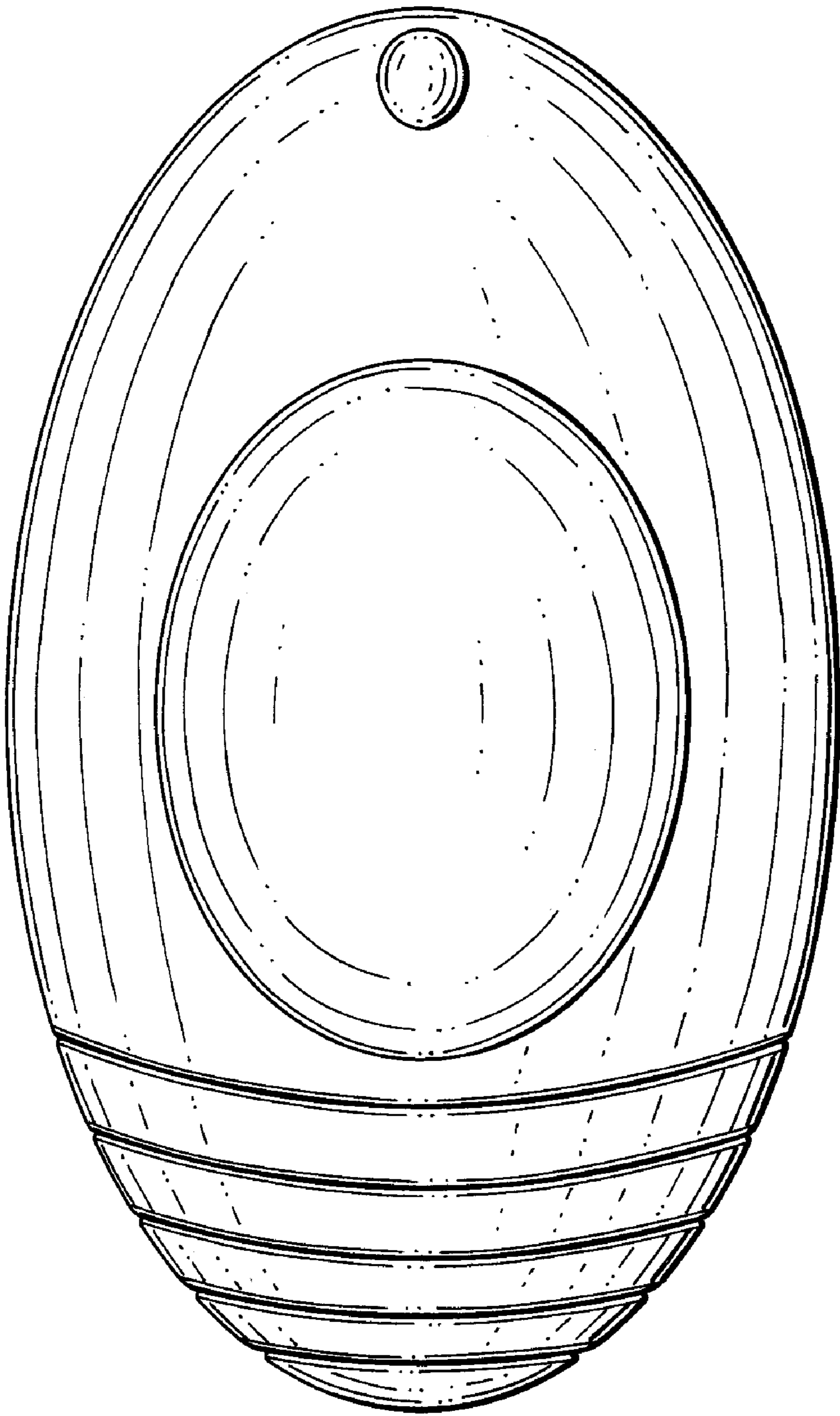


FIG.3




FIG. 4

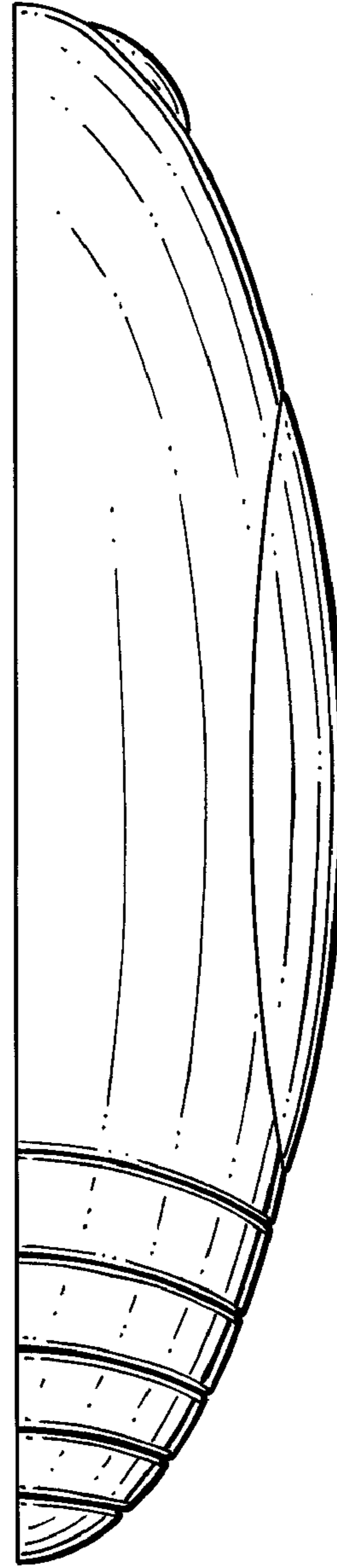


FIG. 5

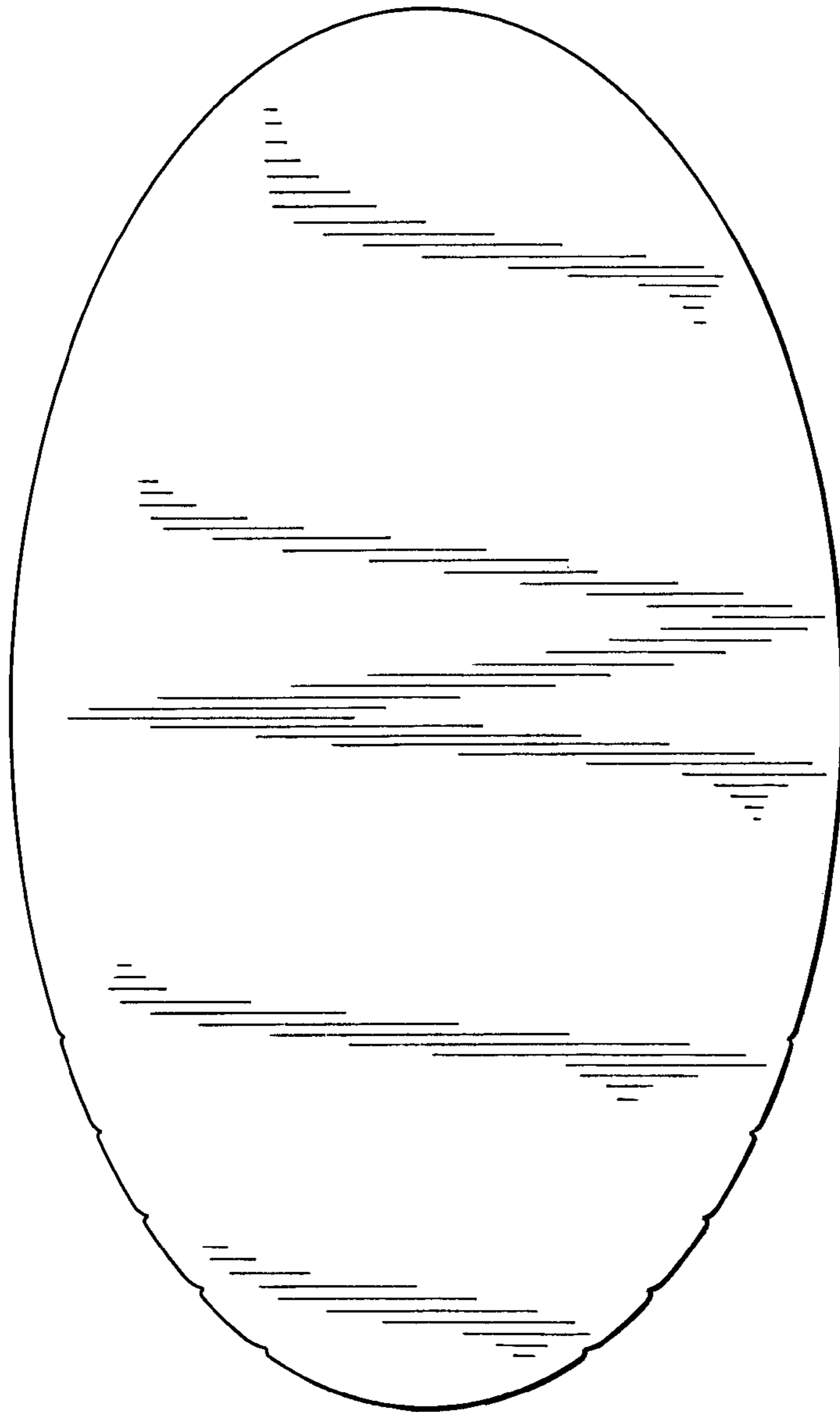


FIG. 6

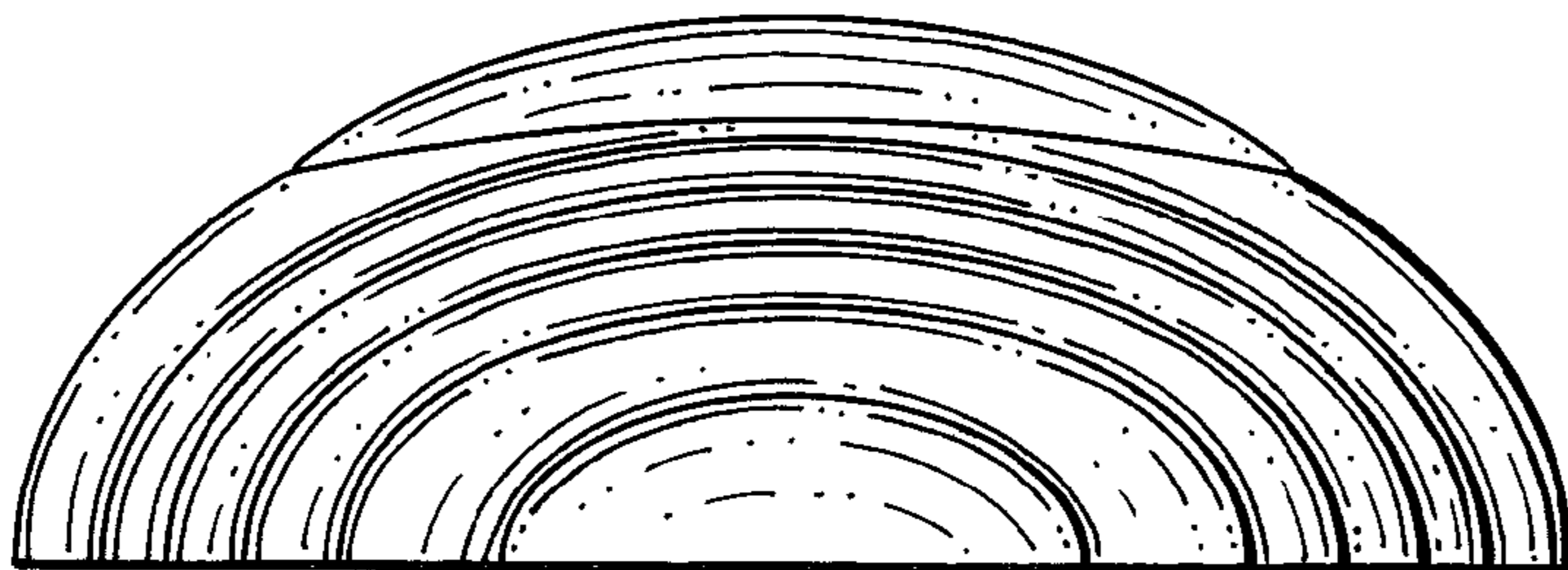


FIG. 7