



US00D676094S

(12) **United States Design Patent**
Hu

(10) **Patent No.:** **US D676,094 S**
(45) **Date of Patent:** **** Feb. 12, 2013**

(54) **PISTOL**

(76) Inventor: **Shih-Che Hu**, Tainan (TW)

(**) Term: **14 Years**

(21) Appl. No.: **29/386,728**

(22) Filed: **Mar. 4, 2011**

(30) **Foreign Application Priority Data**

Dec. 28, 2010 (TW) 99306689

(51) **LOC (9) Cl.** **22-01**

(52) **U.S. Cl.** **D22/108; D21/574**

(58) **Field of Classification Search** D22/100,
D22/104, 199; D21/145, 146, 147, 567,
D21/572, 573-575; 42/40, 41, 42.01, 42.02,
42/42.03, 43, 44, 45, 57, 69.01, 71.02, 72,
42/100; 124/31, 37; 362/110, 113

See application file for complete search history.

(56) **References Cited**

U.S. PATENT DOCUMENTS

D387,842	S	*	12/1997	Kaminski et al.	D22/104
D516,661	S	*	3/2006	McGarry	D22/104
D583,896	S	*	12/2008	McGarry	D22/104
D593,629	S	*	6/2009	Bantle et al.	D22/104
D599,430	S	*	9/2009	Siddle et al.	D22/108
7,726,293	B2	*	6/2010	Wei	124/74
D627,028	S	*	11/2010	Coulombier	D22/104

* cited by examiner

Primary Examiner — Michael Pratt

(74) *Attorney, Agent, or Firm* — Raymond Y. Chan; David and Raymond Patent Firm

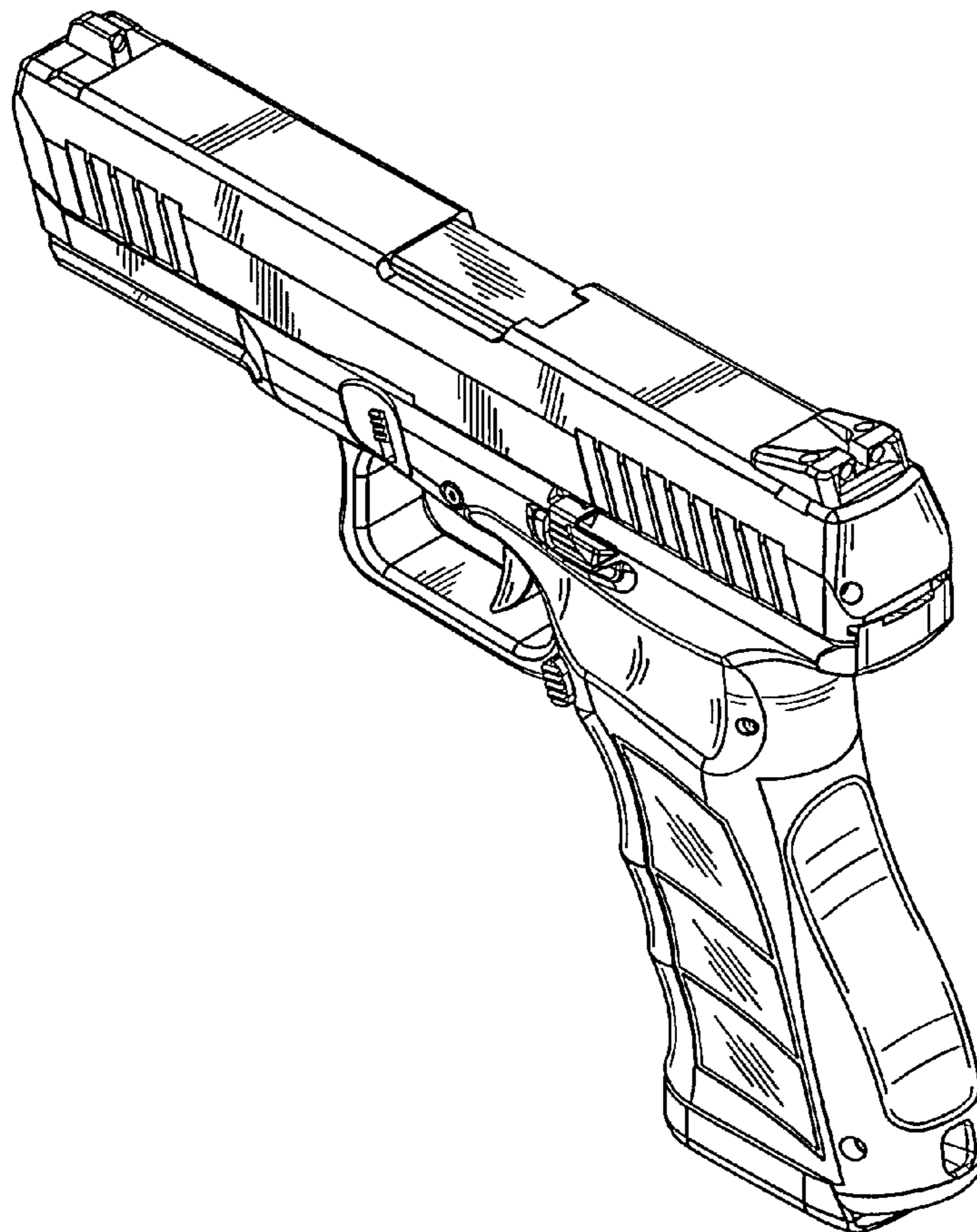
(57) **CLAIM**

The ornamental design for a pistol, as shown and described.

DESCRIPTION

FIG. 1 is a perspective view of pistol showing my new design.
FIG. 2 is a left end view thereof.
FIG. 3 is a right end view thereof.
FIG. 4 is a front view thereof.
FIG. 5 is a rear view thereof.
FIG. 6 is a top view thereof; and,
FIG. 7 is a bottom view thereof.

1 Claim, 5 Drawing Sheets



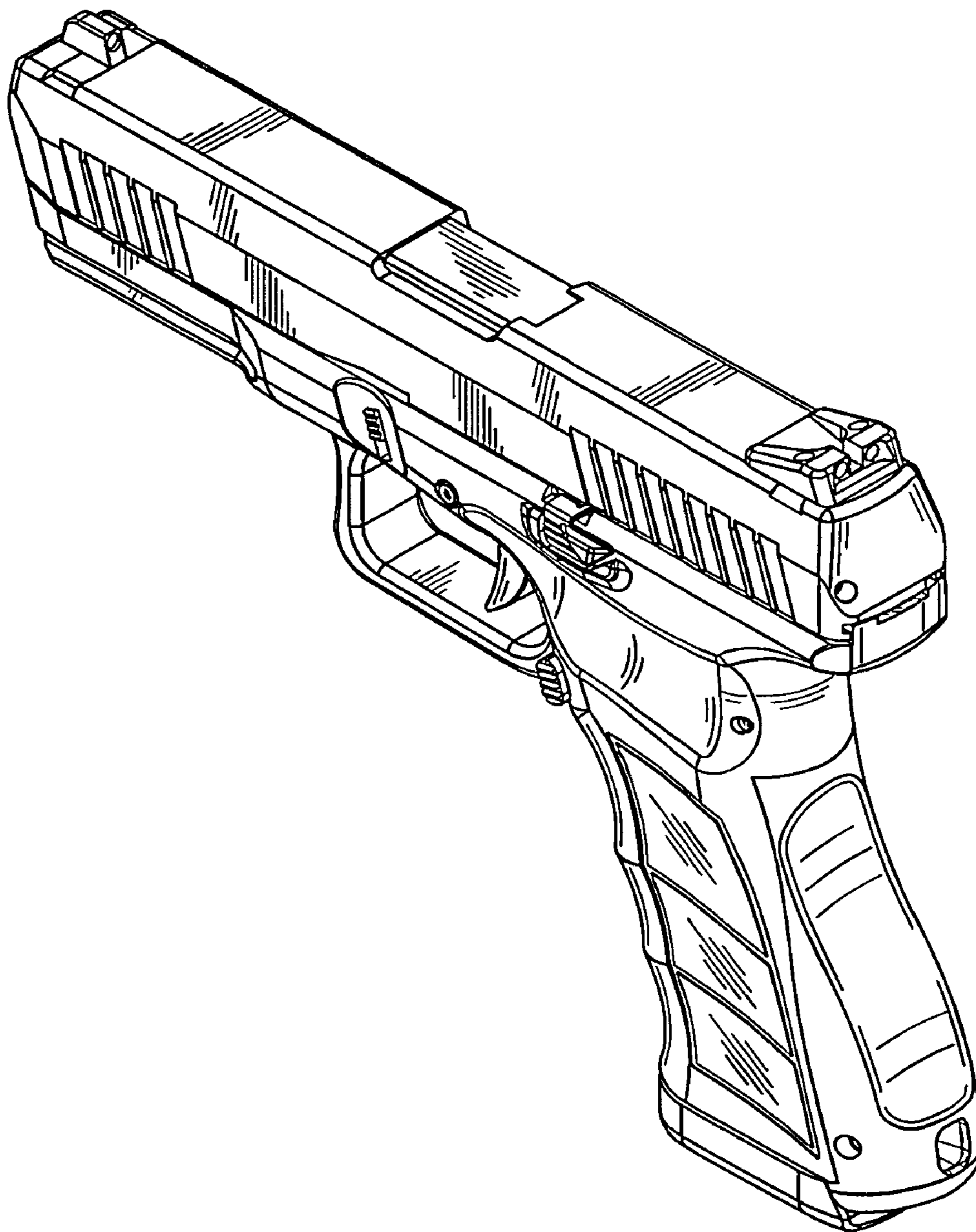


FIG. 1




FIG. 2




FIG. 3

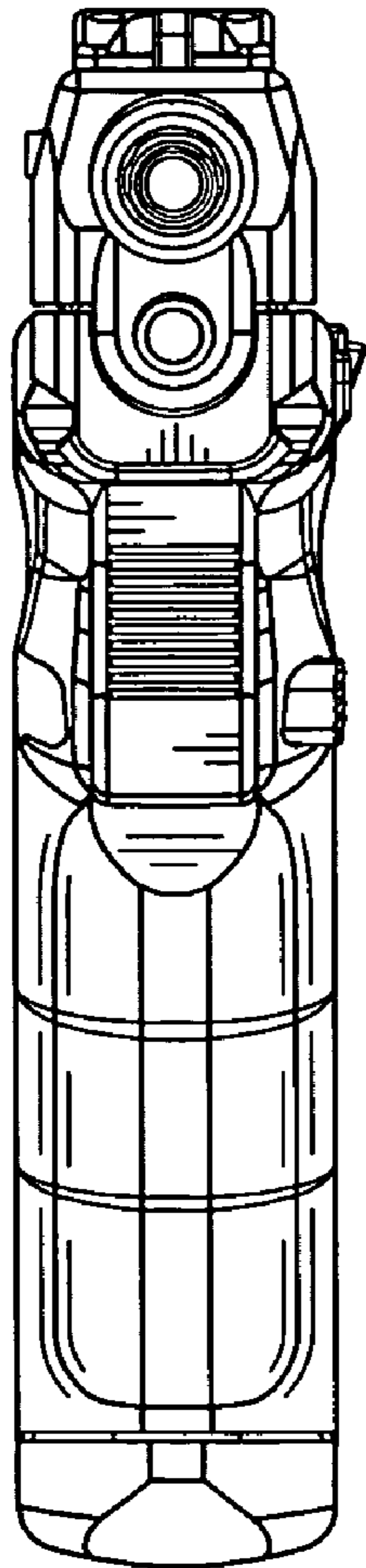


FIG. 4

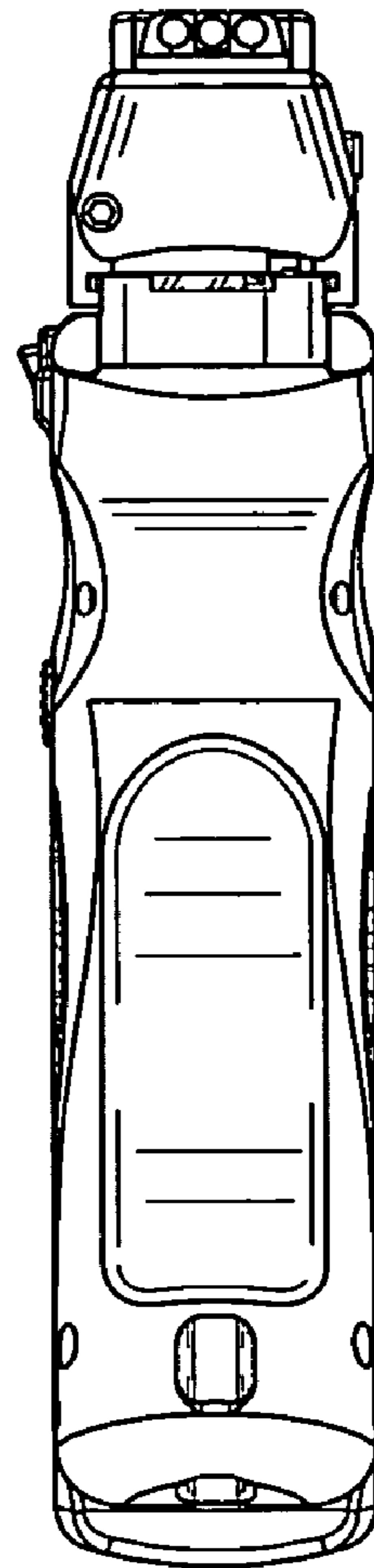


FIG. 5




FIG. 6

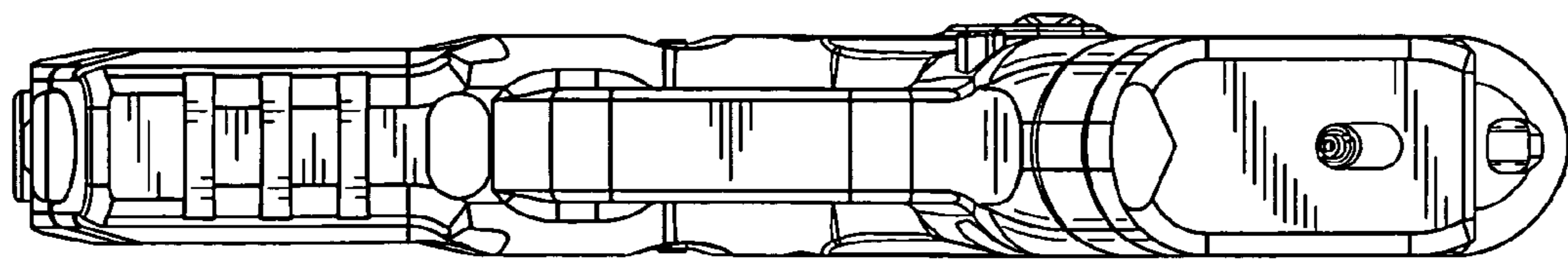


FIG. 7