



US00D676091S

(12) **United States Design Patent**  
**Henniger**

(10) **Patent No.:** **US D676,091 S**  
(45) **Date of Patent:** **\*\* Feb. 12, 2013**

(54) **RING STRAP**

(75) Inventor: **William Henniger**, Columbus, OH (US)

(73) Assignee: **Coulter Ventures, LLC**, Columbus, OH (US)

(\*\*) Term: **14 Years**

(21) Appl. No.: **29/406,869**

(22) Filed: **Nov. 20, 2011**

(51) **LOC (9) Cl.** ..... **21-02**

(52) **U.S. Cl.** ..... **D21/662; D21/797**

(58) **Field of Classification Search** ..... D21/662,  
D21/679, 684, 692, 693, 694, 698, 797; 482/23-26,  
482/91, 95, 121-125, 129, 131, 139-140,  
482/143, 148; D30/153; 119/770, 792, 795  
See application file for complete search history.

(56) **References Cited**

**U.S. PATENT DOCUMENTS**

431,206	A *	7/1890	Gloy	482/24
3,119,614	A *	1/1964	Berry	482/91
5,209,712	A *	5/1993	Ferri	482/91
5,351,654	A *	10/1994	Fuentes	119/770
5,624,359	A *	4/1997	Dean	482/91
6,322,483	B1 *	11/2001	Rotella	482/129
D454,670	S *	3/2002	Weller	D30/153
6,368,255	B1 *	4/2002	Chan-Rouse	482/91
7,044,896	B2 *	5/2006	Hetrick	482/95

7,743,656	B1 *	6/2010	Dickinson et al.	73/379.01
7,909,748	B2 *	3/2011	Calvagne et al.	482/143
D651,769	S *	1/2012	Farrell	D30/153
D654,124	S *	2/2012	Davis	D21/662
2008/0132392	A1 *	6/2008	Moulton	482/122
2009/0095232	A1 *	4/2009	McKay	119/770
2011/0281699	A1 *	11/2011	Torres	482/131

**OTHER PUBLICATIONS**

TRX Pro Kit, available online at <http://www.trxtraining.com/products/trx-pro-kit>, last accessed Sep. 17, 2012.

\* cited by examiner

*Primary Examiner* — Susan E Krakower

(74) *Attorney, Agent, or Firm* — Christopher Paul Mitchell

(57) **CLAIM**

The ornamental design for a ring strap, as shown and described.

**DESCRIPTION**

FIG. 1 is a perspective view of a ring strap showing my new design;

FIG. 2 is a front elevation view thereof;

FIG. 3 is a rear elevation view thereof;

FIG. 4 is a right elevation view thereof; and,

FIG. 5 is a left elevation view thereof.

The broken lines shown on the surface of the strap illustrate stitching which form part of the claimed design.

**1 Claim, 3 Drawing Sheets**



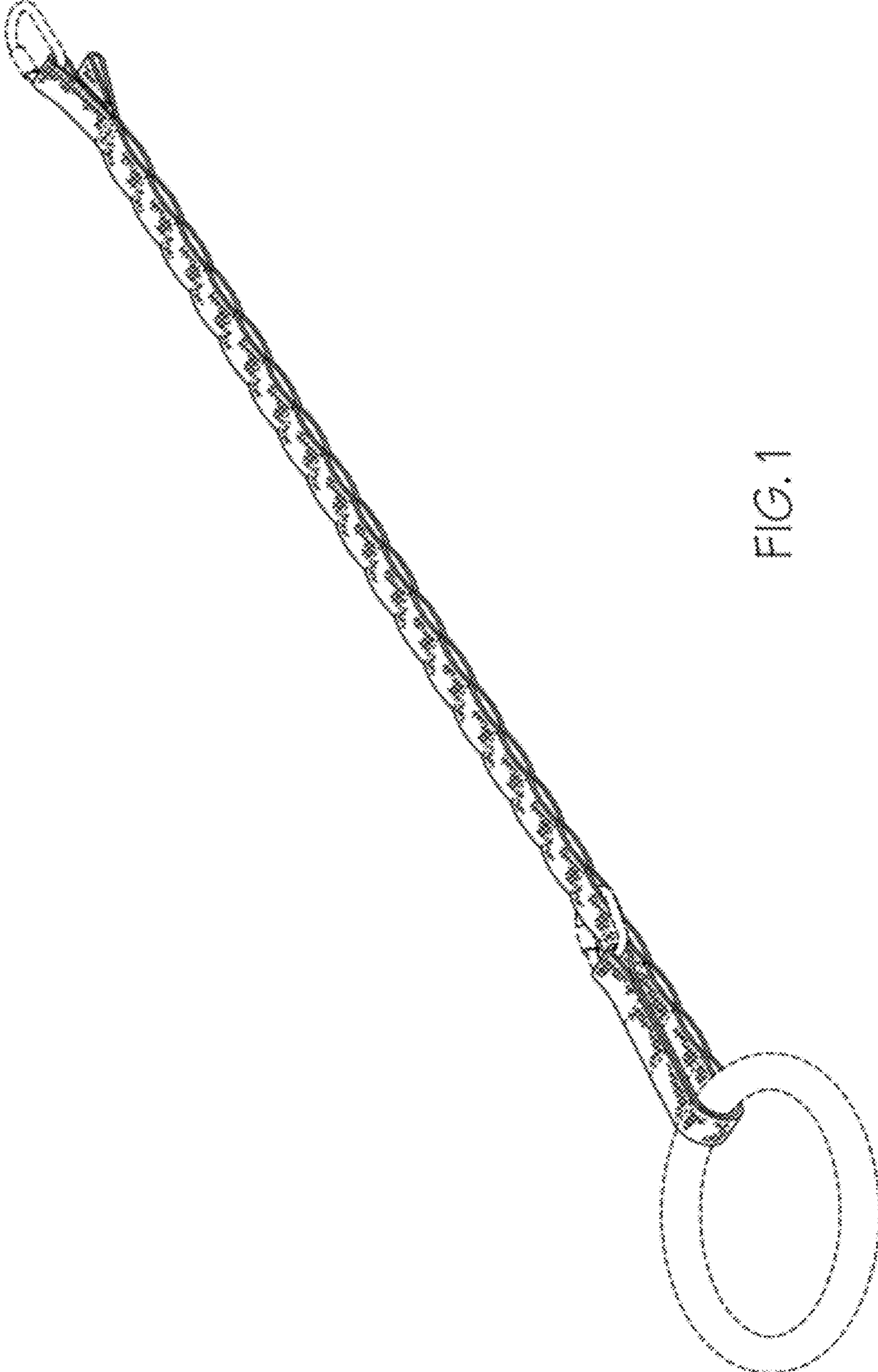


FIG. 1

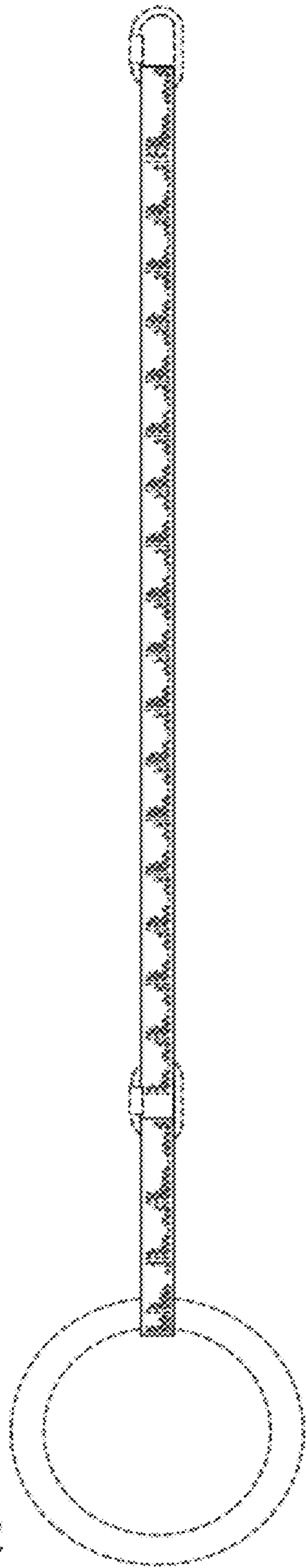


FIG. 2

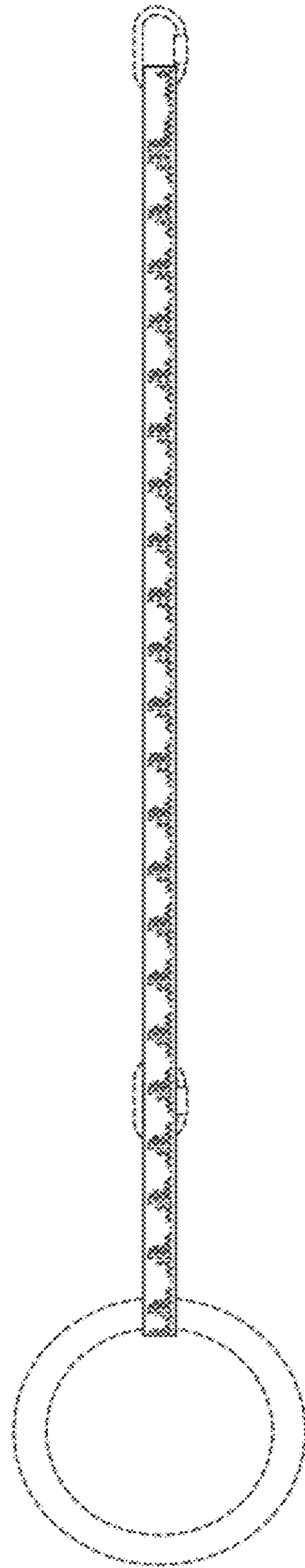


FIG. 3

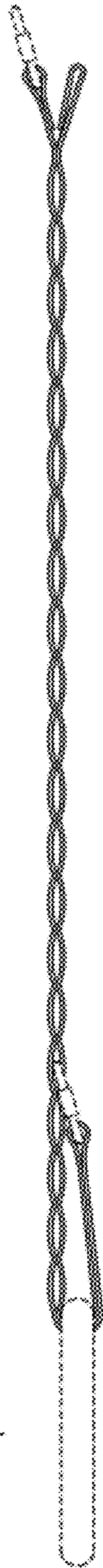


FIG. 4

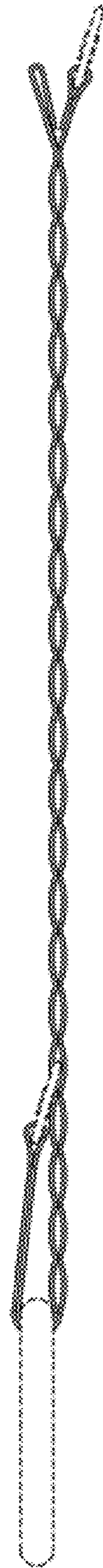


FIG. 5