



US00D676090S

(12) **United States Design Patent**
Rottje

(10) **Patent No.:** **US D676,090 S**

(45) **Date of Patent:** **** Feb. 12, 2013**

(54) **CONSTRUCTION SET ELEMENT**

(75) Inventor: **Christoph Rottje**, Flensburg (DE)

(73) Assignee: **LEGO A/S**, Billund (DK)

(**) Term: **14 Years**

(21) Appl. No.: **29/397,608**

(22) Filed: **Jul. 19, 2011**

(30) **Foreign Application Priority Data**

Jan. 25, 2011 (EM) 584173601

(51) **LOC (9) Cl.** **21-01**

(52) **U.S. Cl.** **D21/486**

(58) **Field of Classification Search** D21/484,
D21/485, 486, 489, 491, 494, 495, 499, 500-504;
446/69, 85, 102-128; 434/208, 259, 274,
434/403; 273/153, 156, 160; 428/174; 403/56
See application file for complete search history.

(56) **References Cited**

U.S. PATENT DOCUMENTS

2,752,726	A *	7/1956	Calverley	446/99
3,648,404	A *	3/1972	Ogsbury et al.	446/126
3,694,954	A *	10/1972	Brumlik	446/102
D231,546	S *	4/1974	Christiansen	D21/658
3,808,737	A *	5/1974	Abrams	446/102
D306,190	S *	2/1990	Poulsen	D21/498

5,044,960	A *	9/1991	De Porteous	446/104
D352,746	S *	11/1994	Hatting	D21/502
5,383,738	A *	1/1995	Herbermann	403/56
5,769,681	A *	6/1998	Greenwood et al.	446/120
5,913,706	A *	6/1999	Glickman et al.	446/97
5,921,694	A *	7/1999	Herbermann	403/56
D423,061	S *	4/2000	Raundahl	D21/486
6,264,522	B1 *	7/2001	Dickson	446/120
6,672,931	B1 *	1/2004	Bagley	446/106
7,371,147	B2 *	5/2008	Tusacciu	446/85
D575,833	S *	8/2008	Fink et al.	D21/563
D616,506	S *	5/2010	Kossmann	D21/501
D622,329	S *	8/2010	Davies	D21/498

* cited by examiner

Primary Examiner — Cynthia M Chin

(74) *Attorney, Agent, or Firm* — Day Pitney LLP

(57) **CLAIM**

The ornamental design for a construction set element, as shown and described.

DESCRIPTION

FIG. 1 is a front perspective view of my ornamental design for construction set element;

FIG. 2 is a rear perspective view thereof;

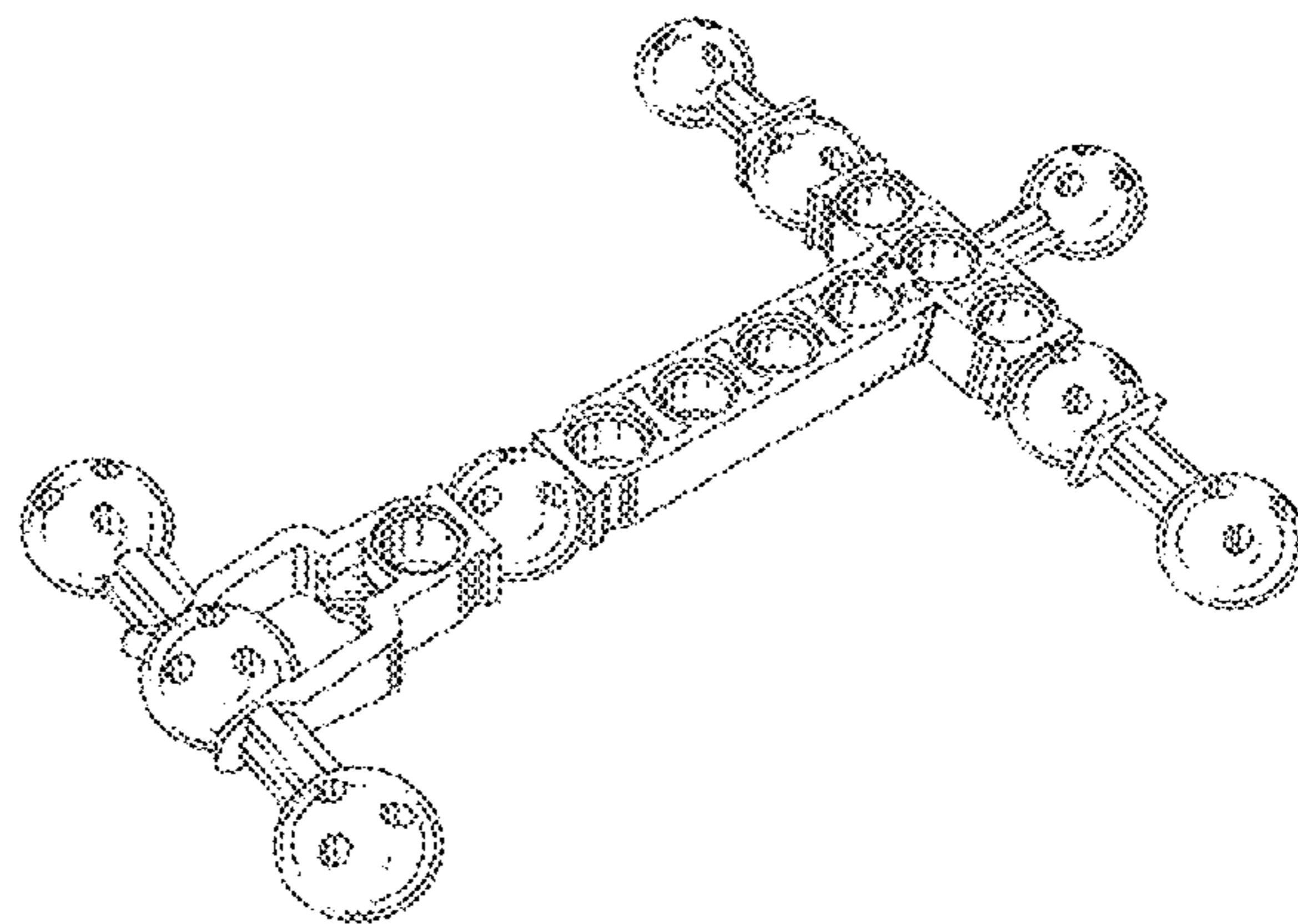
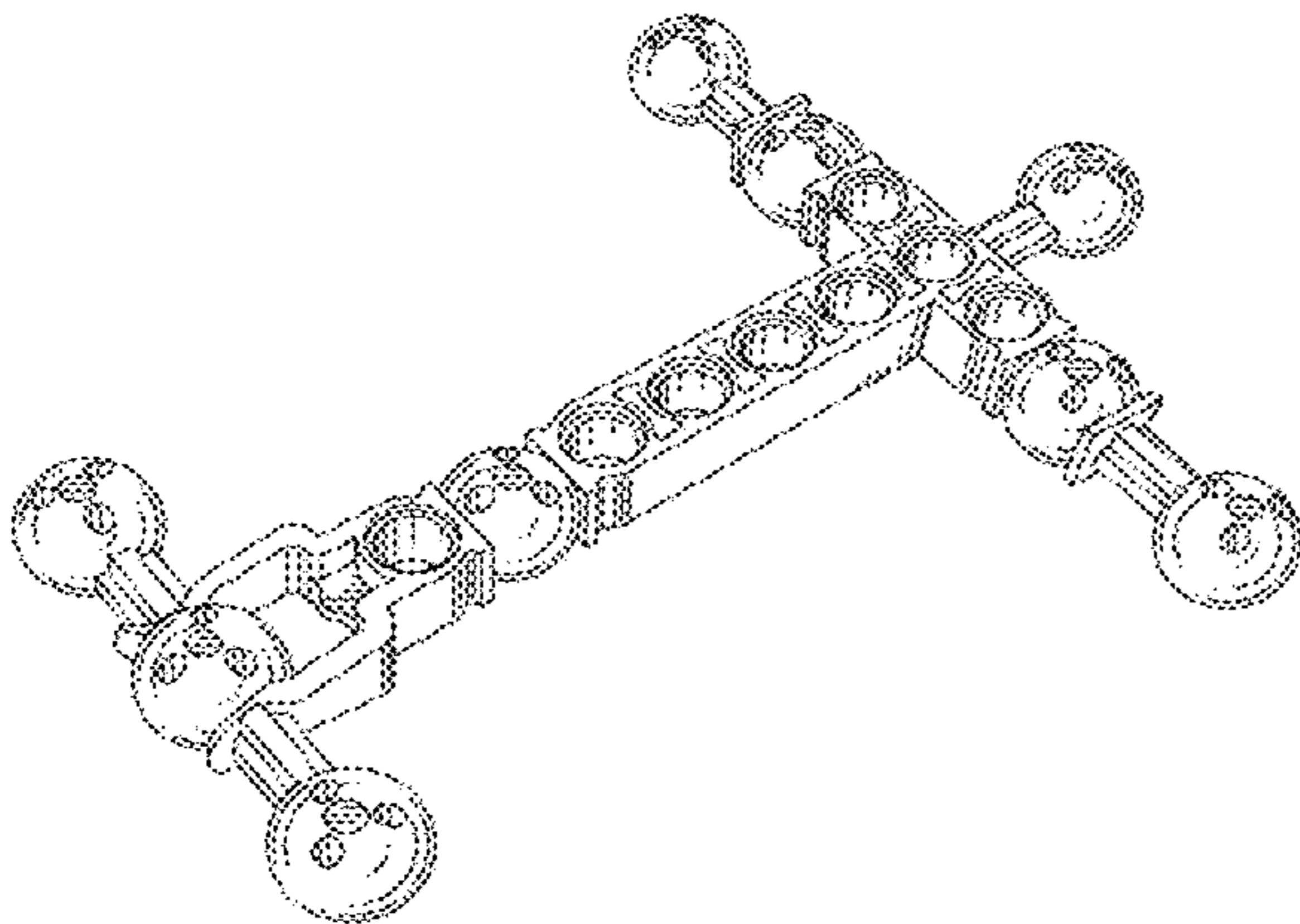
FIG. 3 is a front view thereof;

FIG. 4 is a right side view thereof, the left side view is the same;

FIG. 5 is a top view thereof; and,

FIG. 6 is a bottom view thereof.

1 Claim, 6 Drawing Sheets



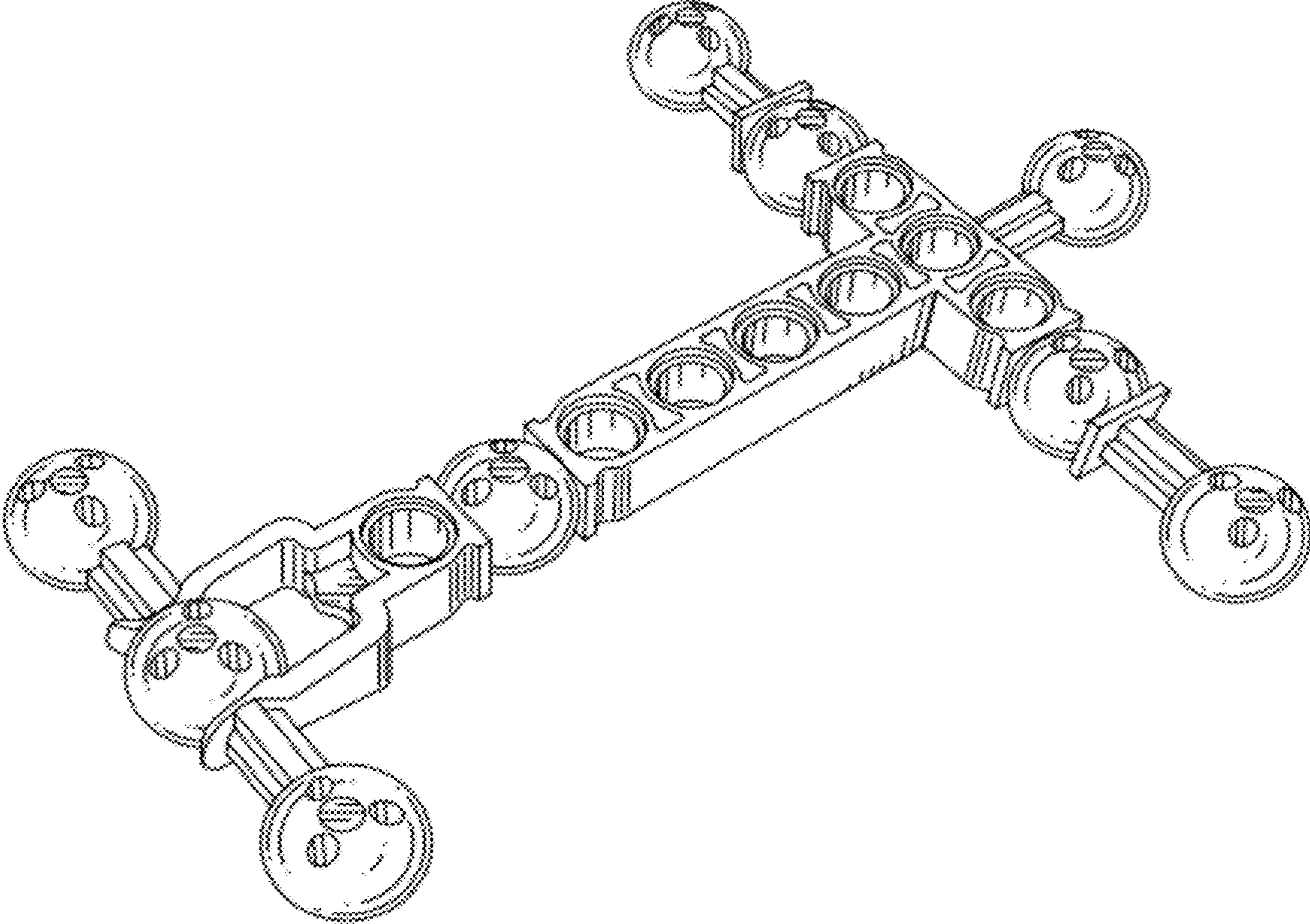


FIG. 1

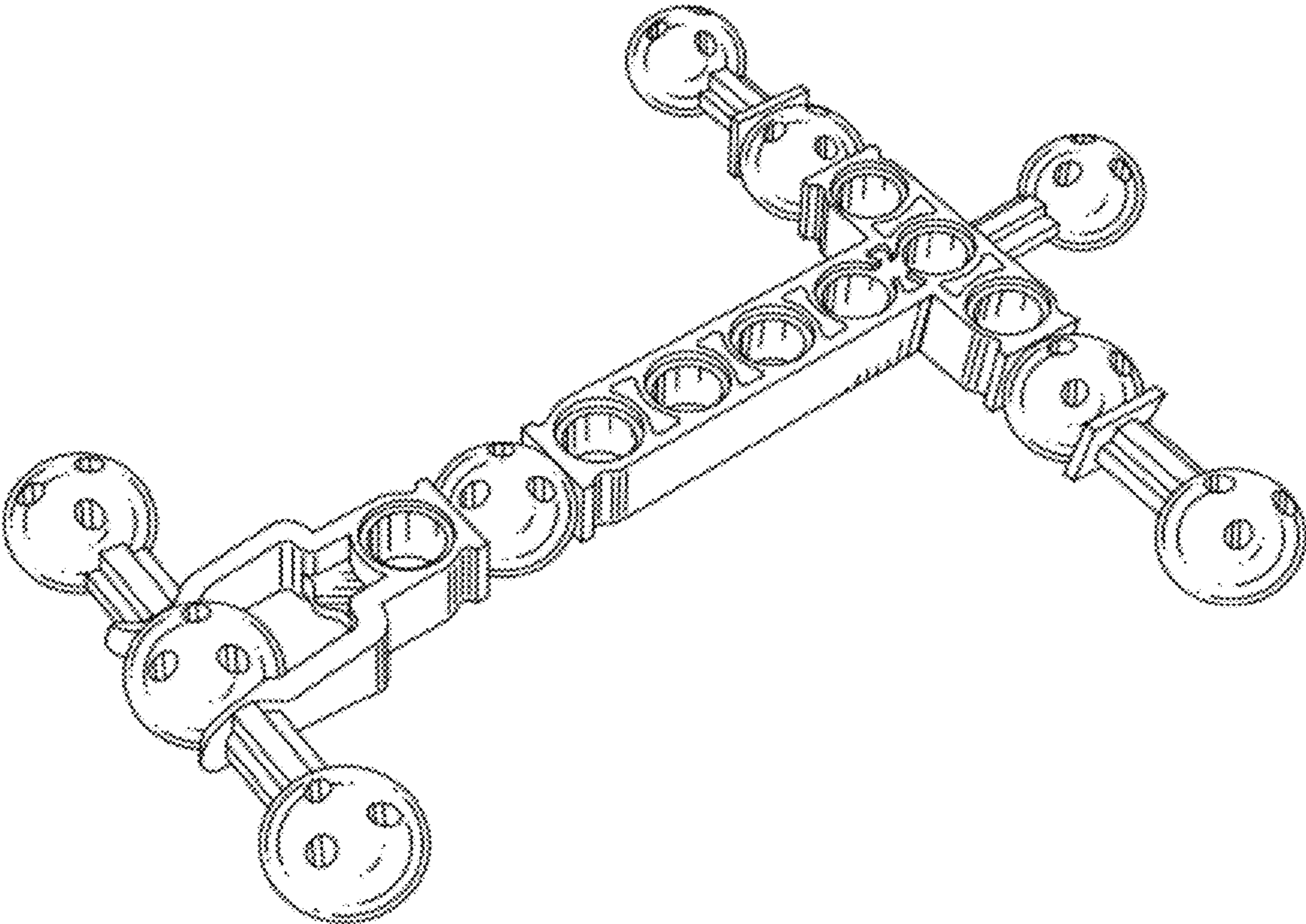


FIG. 2




FIG. 3




FIG. 4



FIG. 5

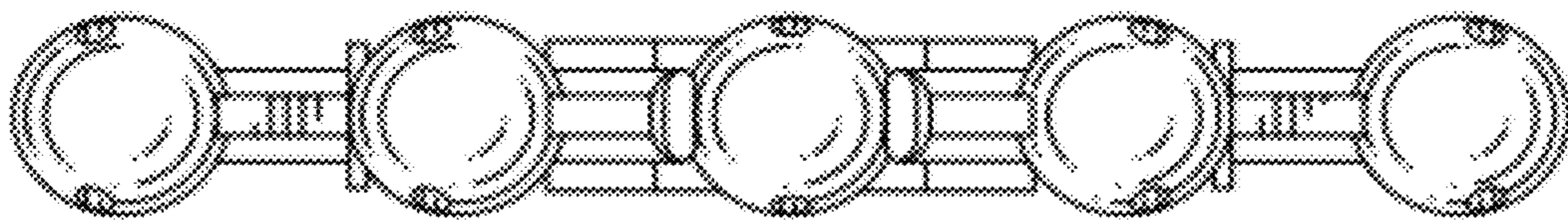


FIG. 6