



US00D676073S

(12) **United States Design Patent**
Wagner

(10) **Patent No.:** **US D676,073 S**

(45) **Date of Patent:** **** Feb. 12, 2013**

(54) **WALL SHIELD**

(75) Inventor: **Paul F. Wagner**, Houston, TX (US)

(73) Assignee: **Cole & Ashcroft, L.P.**, Houston, TX (US)

(**) Term: **14 Years**

(21) Appl. No.: **29/399,846**

(22) Filed: **Aug. 19, 2011**

(51) **LOC (9) Cl.** **15-09**

(52) **U.S. Cl.** **D15/144; D15/138**

(58) **Field of Classification Search** D9/449;
D13/122, 144, 199; D15/138, 144, 144.1,
D15/144.2, 199; D24/169, 186, 216, 231-232;
118/504, 715, 728; 156/345.51; 204/192.2,
204/298.07, 298.09, 298.11; 239/548; 257/776;
414/609; 427/255.28, 248.1, 250

See application file for complete search history.

(56) **References Cited**

U.S. PATENT DOCUMENTS

D217,594 S * 5/1970 Bardell D9/456
D305,374 S * 1/1990 Sahm, Jr. D34/38
6,254,742 B1 * 7/2001 Hanson et al. 204/279

D490,450 S * 5/2004 Hayashi et al. D15/199
D491,963 S * 6/2004 Doba D15/144
D525,127 S * 7/2006 Cogley et al. D9/456
D573,466 S * 7/2008 White et al. D9/456
D589,673 S * 3/2009 Kuhlmann et al. D34/38
D609,568 S * 2/2010 Mazurkiewicz D9/449
D658,691 S * 5/2012 Suzuki et al. D15/138

* cited by examiner

Primary Examiner — Patricia Palasik

(74) *Attorney, Agent, or Firm* — Sutton McAughan Deaver, PLLC

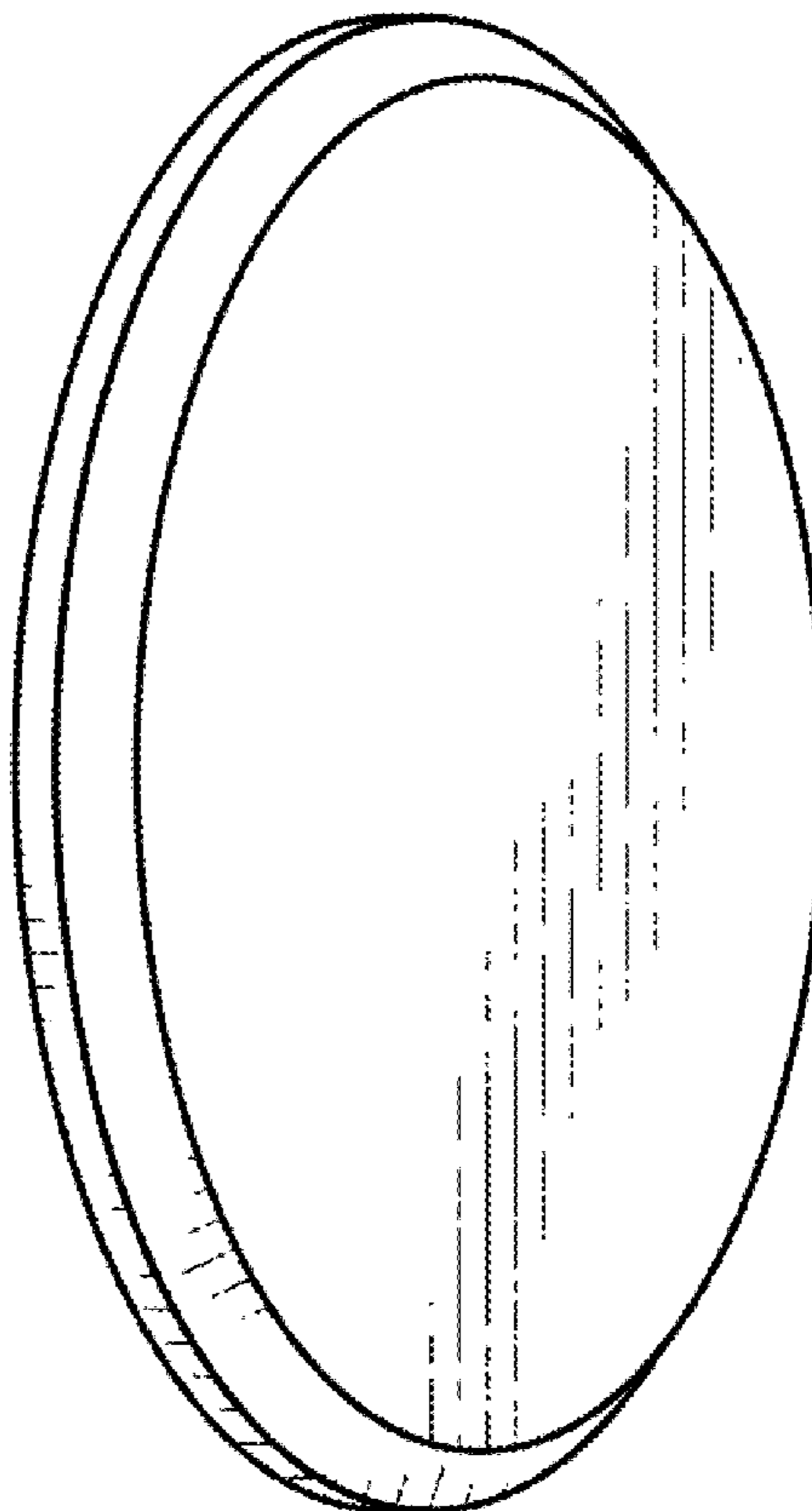
(57) **CLAIM**

The ornamental design for a wall shield, as shown and described.

DESCRIPTION

FIG. 1 is an isometric front perspective view of the wall shield;
FIG. 2 is a front elevational view thereof;
FIG. 3 is a rear elevational view thereof;
FIG. 4 is a side view thereof; and,
FIG. 5 is an isometric rear perspective view thereof.

1 Claim, 1 Drawing Sheet



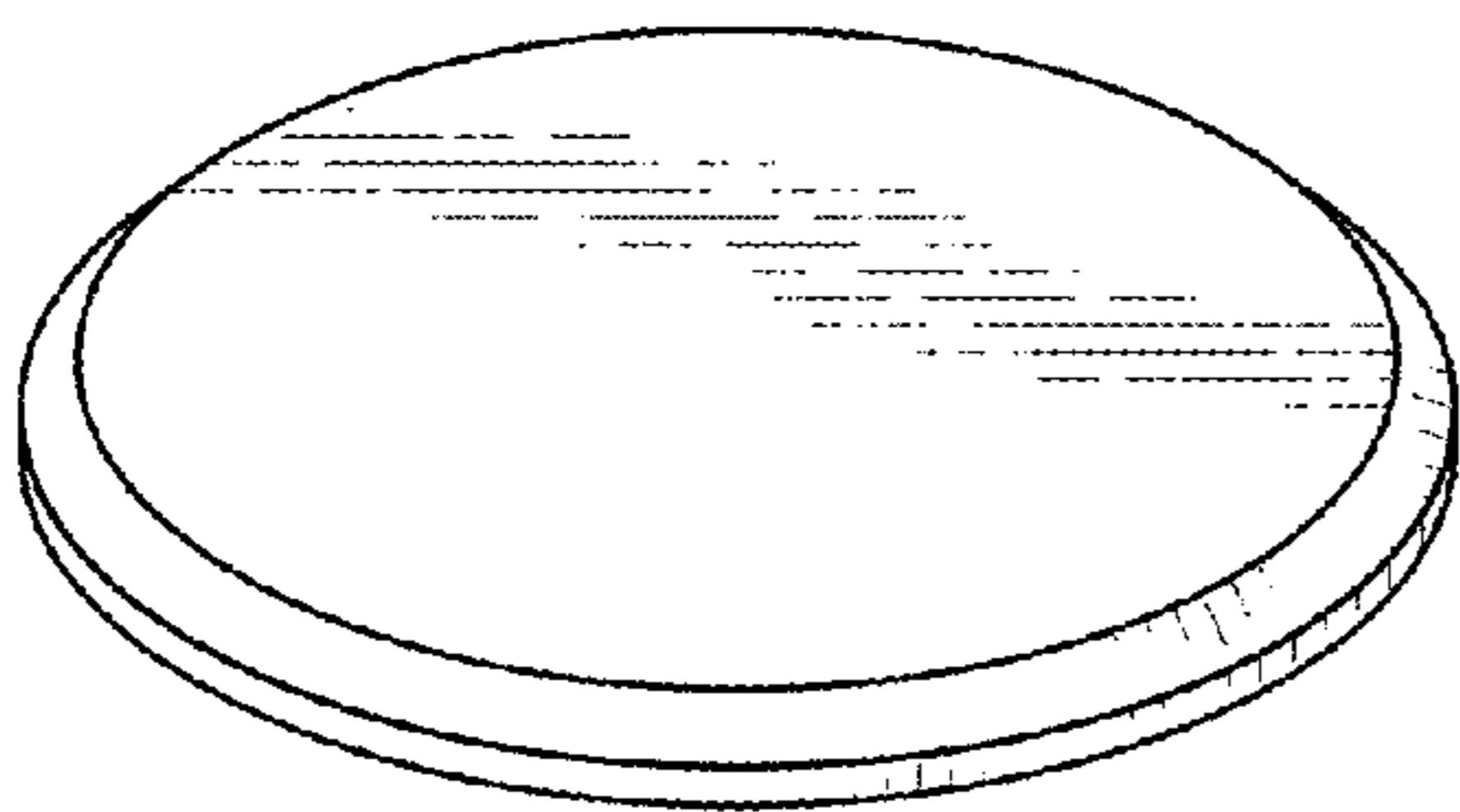


FIG. 1

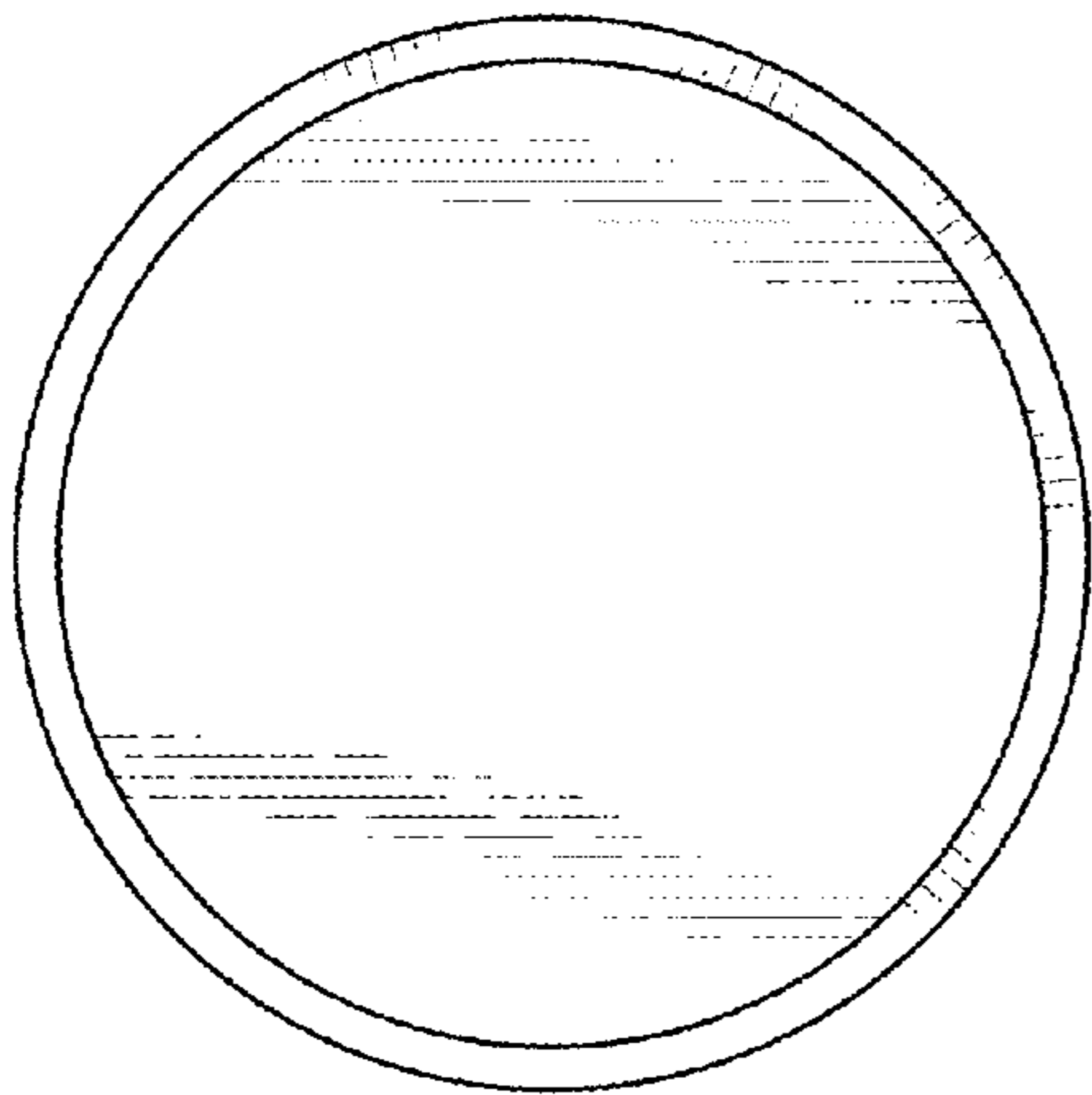


FIG. 2

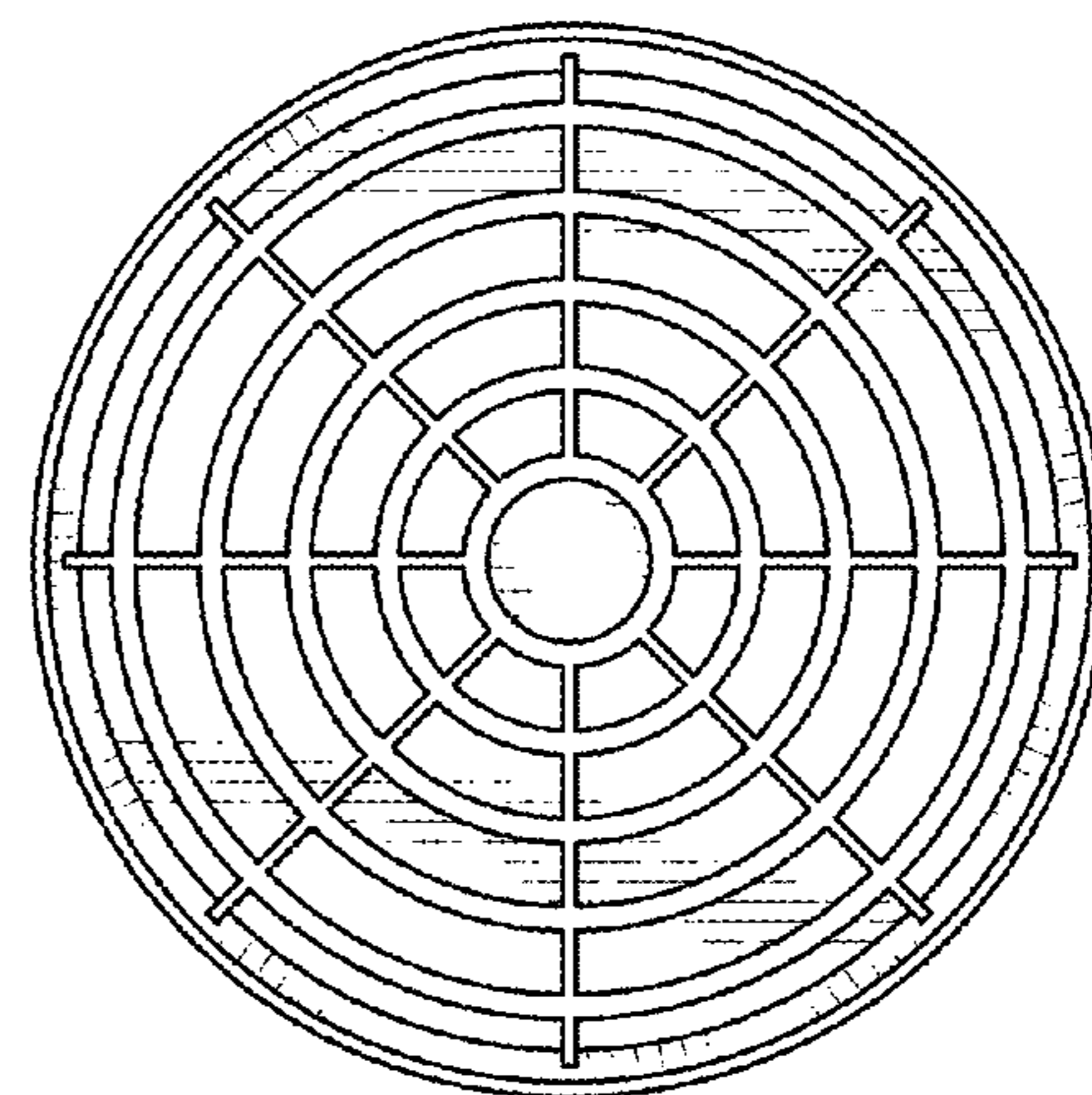


FIG. 3




FIG. 4

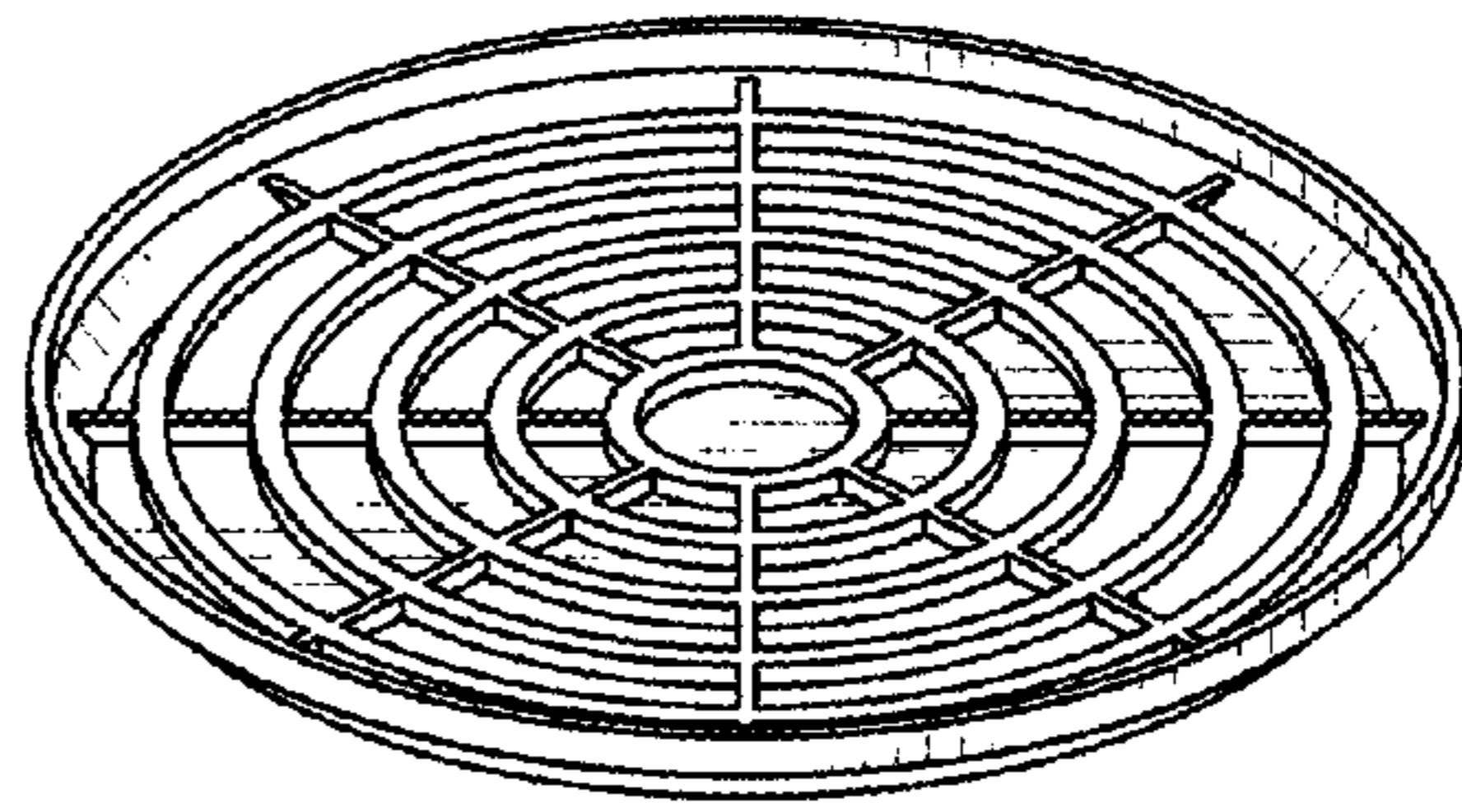


FIG. 5