

US00D676065S

(12) **United States Design Patent**
Attwood et al.

(10) **Patent No.:** **US D676,065 S**

(45) **Date of Patent:** **** Feb. 12, 2013**

(54) **CHEEK PLATE FOR EXCAVATION BUCKET**

(75) Inventors: **Reece Attwood**, Mayfield West (AU);
Glenn Baxter, Duncraig (AU); **Jason Lunn**, Lambton (AU)

(73) Assignee: **Bradken Resources PTY Limited**,
Mayfield West (AU)

(**) Term: **14 Years**

(21) Appl. No.: **29/416,723**

(22) Filed: **Mar. 26, 2012**

(30) **Foreign Application Priority Data**

Sep. 27, 2011 (AU) 14340/2011

(51) **LOC (9) Cl.** **15-03**

(52) **U.S. Cl.** **D15/28; D15/32**

(58) **Field of Classification Search** D15/11,
D15/21, 28, 29, 32; 172/701.2, 701.3, 713,
172/719, 772.5, 770, 771; 37/403, 446, 903,
37/444, 448, 449, 452-456

See application file for complete search history.

(56) **References Cited**

U.S. PATENT DOCUMENTS

1,959,847	A *	5/1934	Van Buskirk	37/450
2,965,989	A *	12/1960	Hibbard	172/701.2
3,289,331	A *	12/1966	Freeman	172/701.2
3,638,736	A *	2/1972	Hahn	172/701.2
D240,756	S *	7/1976	Phillips	D15/32
3,967,398	A *	7/1976	Stepe	37/448
D241,264	S *	8/1976	Dahlberg et al.	D15/32
D242,162	S *	11/1976	Dahlberg et al.	D15/32
D242,274	S *	11/1976	Dahlberg et al.	D15/28
4,047,312	A *	9/1977	Stepe	37/448
D246,176	S *	10/1977	Dahlberg et al.	D15/32
D249,088	S *	8/1978	Dahlberg	D15/32
4,123,861	A *	11/1978	Hemphill	37/195
4,932,145	A *	6/1990	Reeves, Jr.	37/451
5,400,530	A *	3/1995	Schmidt	37/399
5,400,531	A *	3/1995	Brown	37/468
5,526,591	A *	6/1996	Otwell	37/444

5,575,092	A *	11/1996	Smit	37/398
D378,006	S *	2/1997	Clendenning	D32/54
D381,484	S *	7/1997	Clendenning	D32/54
6,070,345	A *	6/2000	Akaki et al.	37/407
6,237,260	B1 *	5/2001	Gooch	37/398
D458,614	S *	6/2002	Esterhuyse et al.	D15/29
6,457,268	B1 *	10/2002	Perry et al.	37/403
6,457,269	B1 *	10/2002	Esterhuyse et al.	37/460
6,766,602	B2 *	7/2004	Cox et al.	37/448
6,799,388	B2 *	10/2004	Weaver et al.	37/448
D534,929	S *	1/2007	Matsumoto et al.	D15/32
7,266,914	B2 *	9/2007	Grant	37/446
D554,157	S *	10/2007	Renski	D15/29
7,275,338	B2 *	10/2007	LaHood	37/449
D567,825	S *	4/2008	Clendenning et al.	D15/29
D567,826	S *	4/2008	Clendenning et al.	D15/29
D567,827	S *	4/2008	Clendenning et al.	D15/29
D576,644	S *	9/2008	Clendenning et al.	D15/29
7,774,959	B2 *	8/2010	Kubo et al.	37/195
D643,049	S *	8/2011	Nickels et al.	D15/28
D656,522	S *	3/2012	Elliott et al.	D15/32
2007/0051022	A1 *	3/2007	Meyers et al.	37/455
2009/0183397	A1 *	7/2009	Kubo et al.	37/399
2010/0218402	A1 *	9/2010	Striegel	37/444
2010/0269378	A1 *	10/2010	Kubo et al.	37/399
2012/0222336	A1 *	9/2012	Itou et al.	37/456

* cited by examiner

Primary Examiner — Mark Goodwin

(74) *Attorney, Agent, or Firm* — Morrison & Foerster LLP

(57) **CLAIM**

We claim the design for a cheek plate for excavation bucket, as shown and described.

DESCRIPTION

FIG. 1 is an isometric view of a cheek plate for excavation bucket showing our new design;
FIG. 2 is a right side view thereof;
FIG. 3 is a left side view thereof;
FIG. 4 is a top view thereof;
FIG. 5 is a bottom side view thereof;
FIG. 6 is a front view thereof; and,
FIG. 7 is a back view thereof.

1 Claim, 4 Drawing Sheets

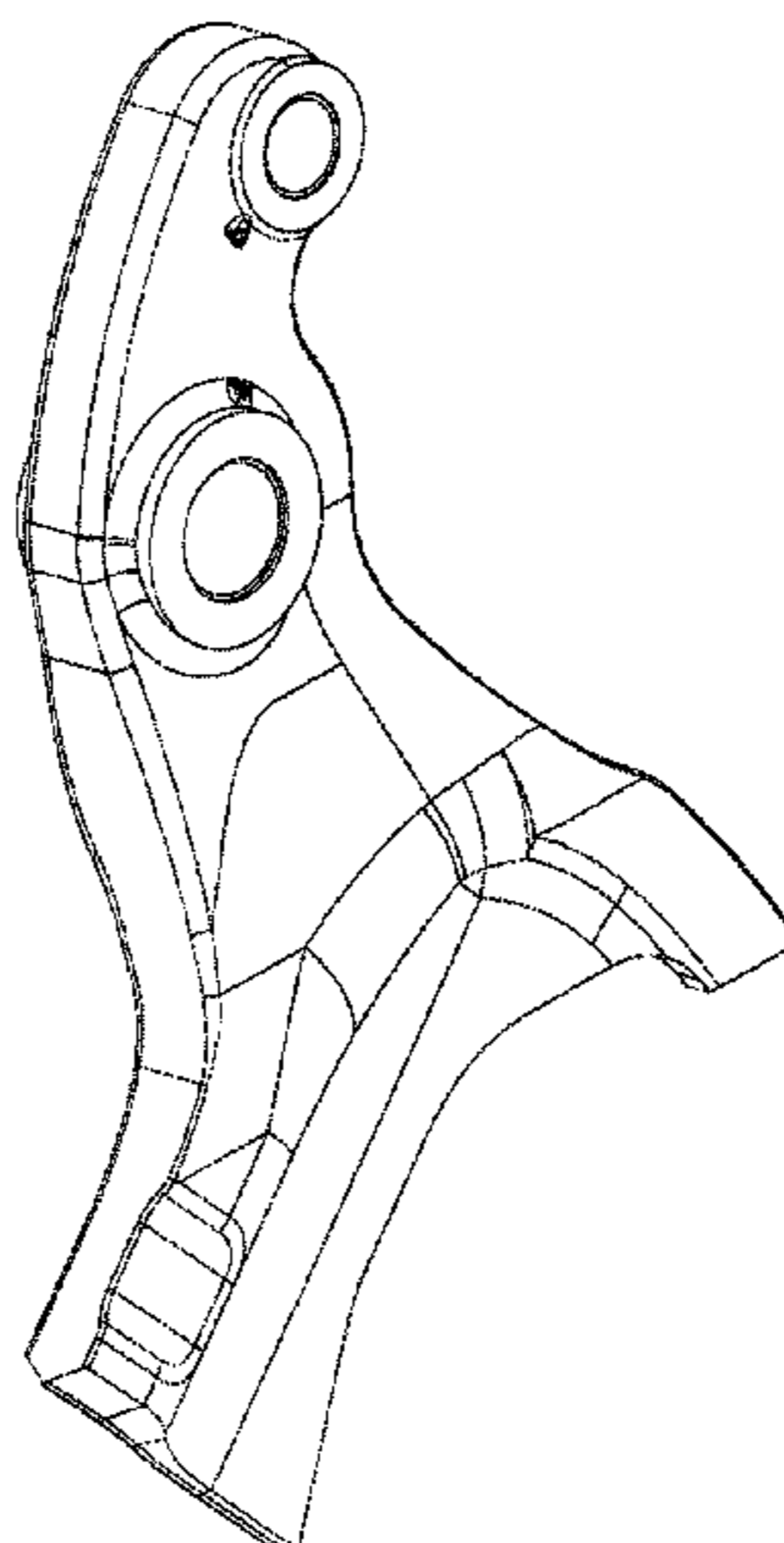
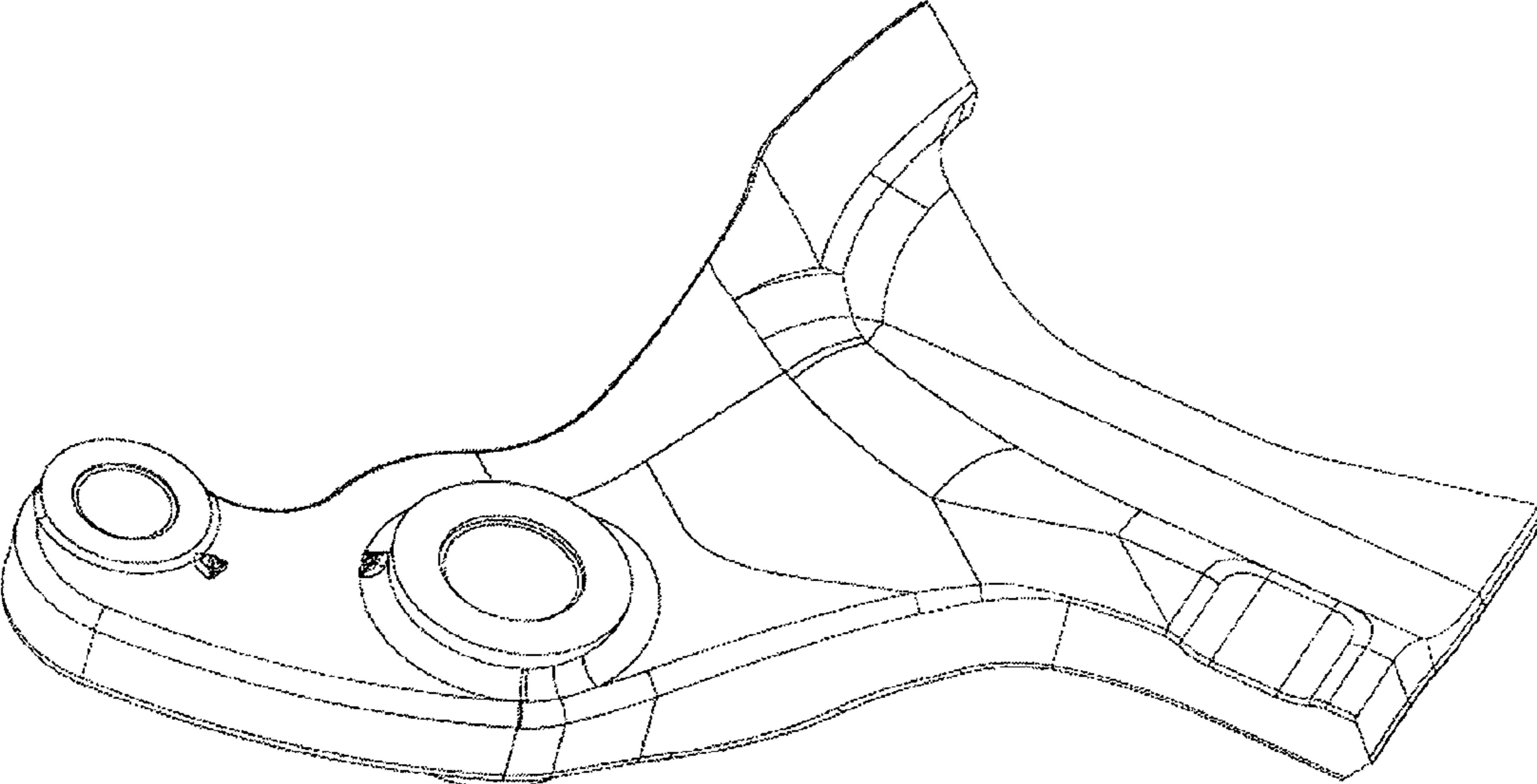


FIG. 1



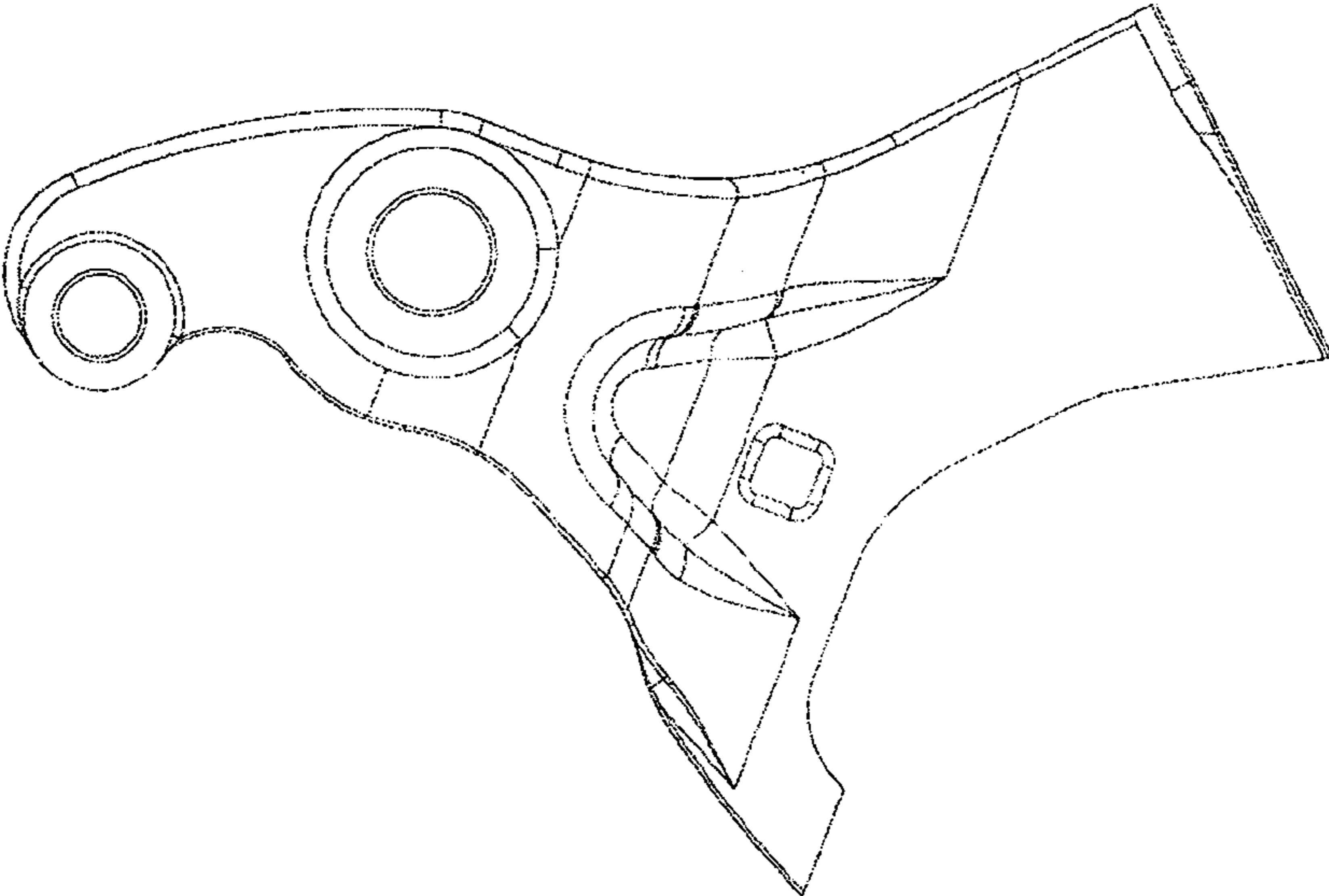


FIG. 3

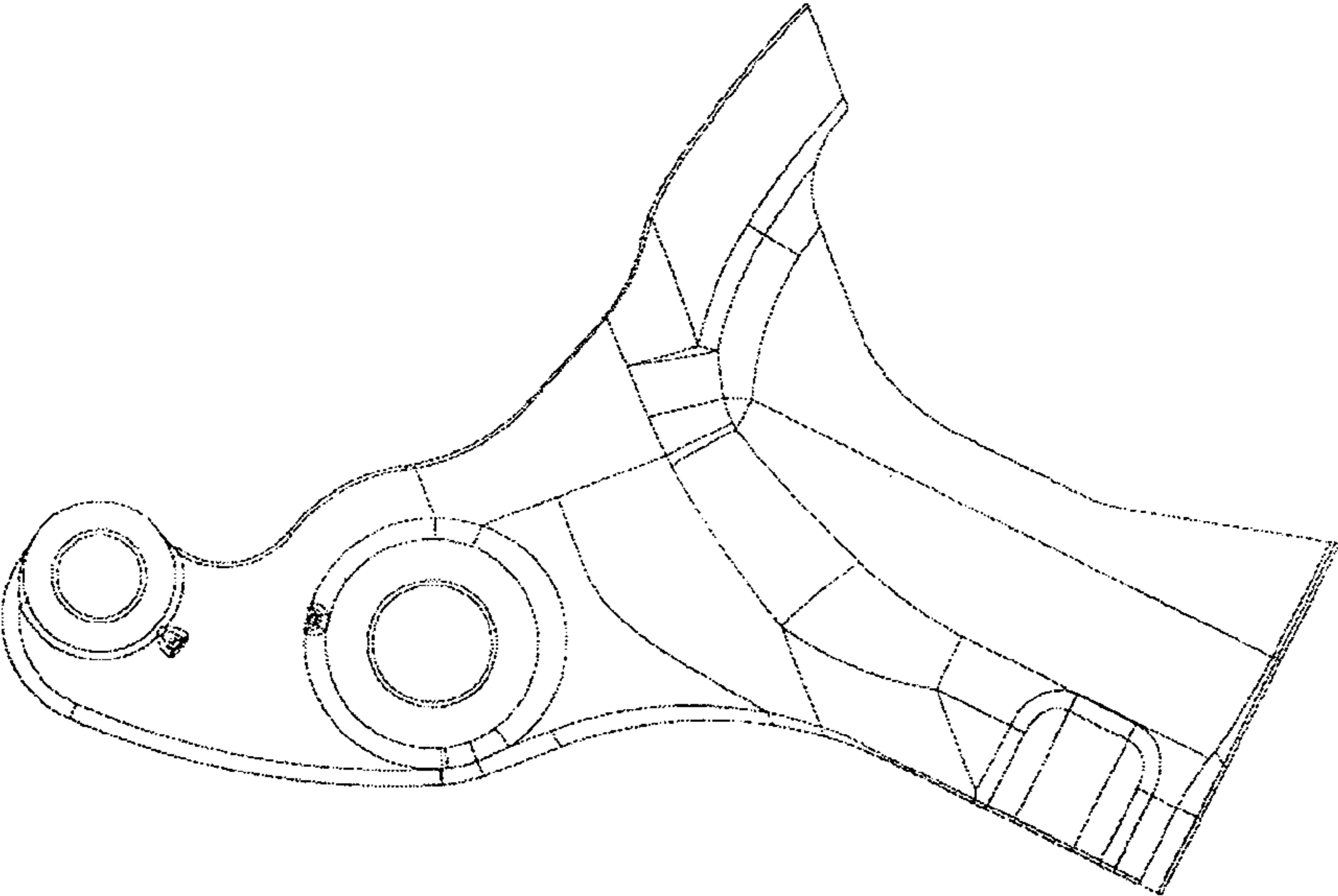


FIG. 2

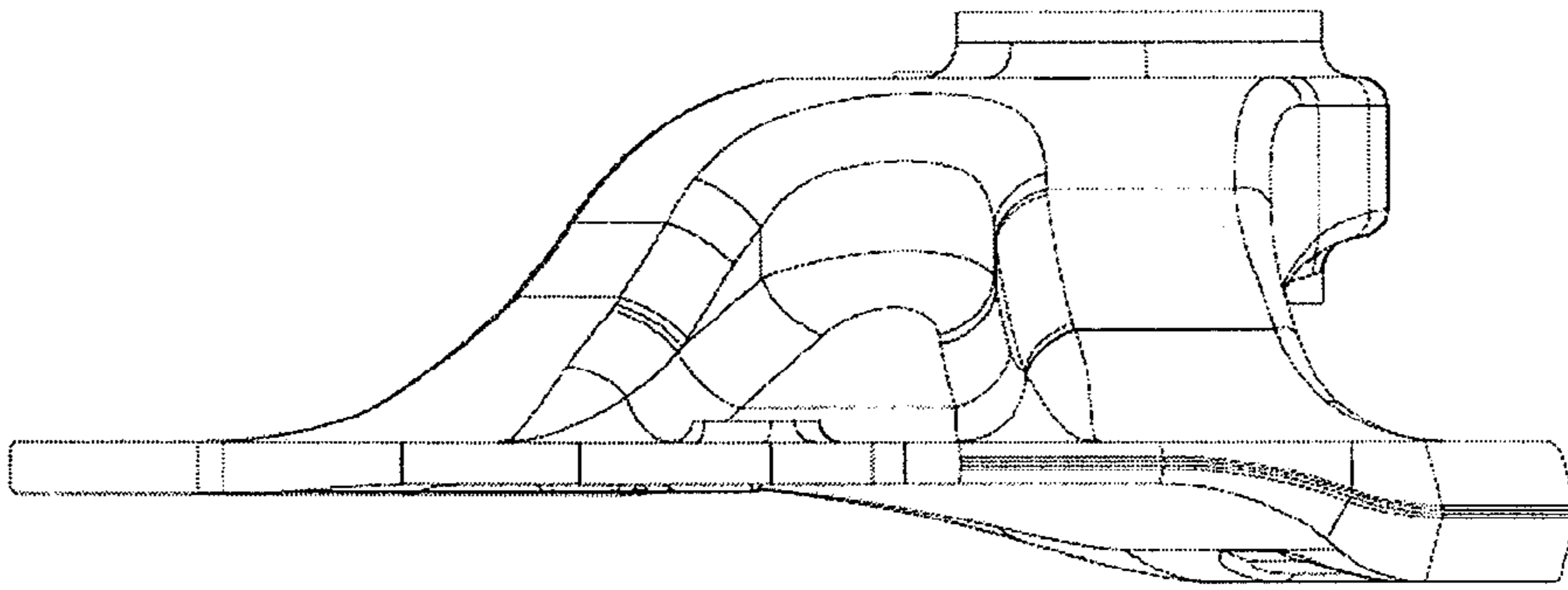


FIG. 5

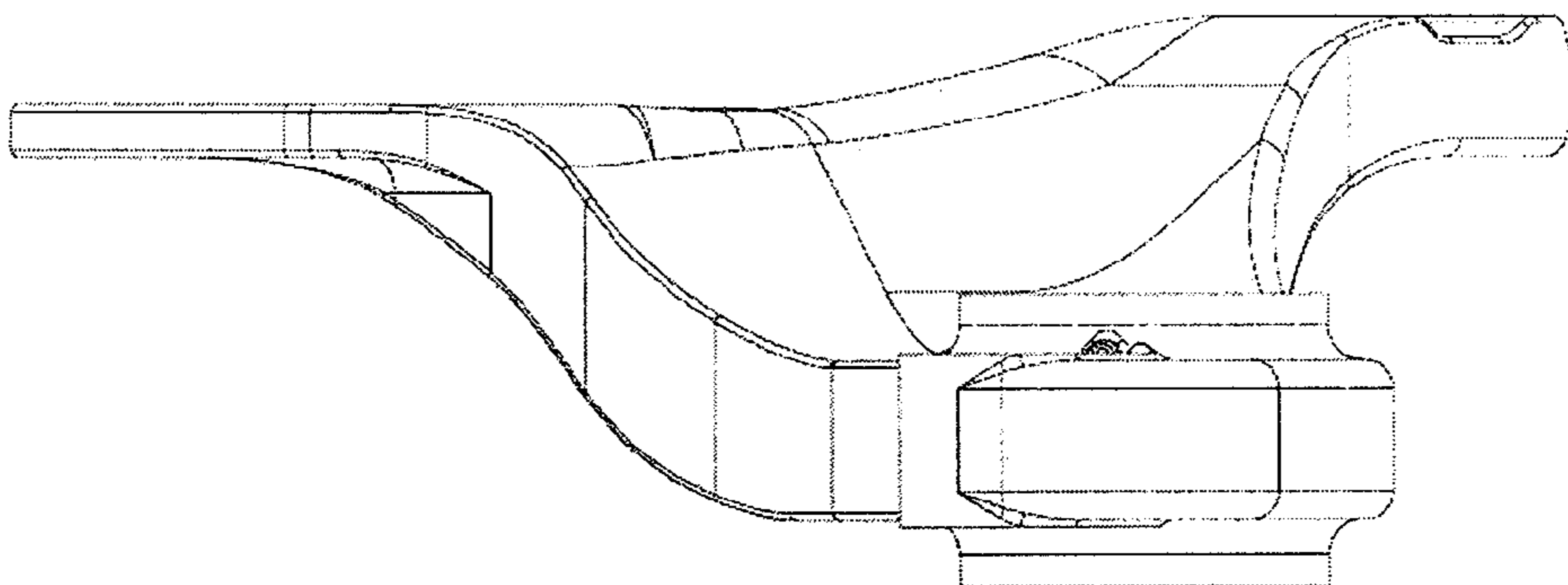


FIG. 4

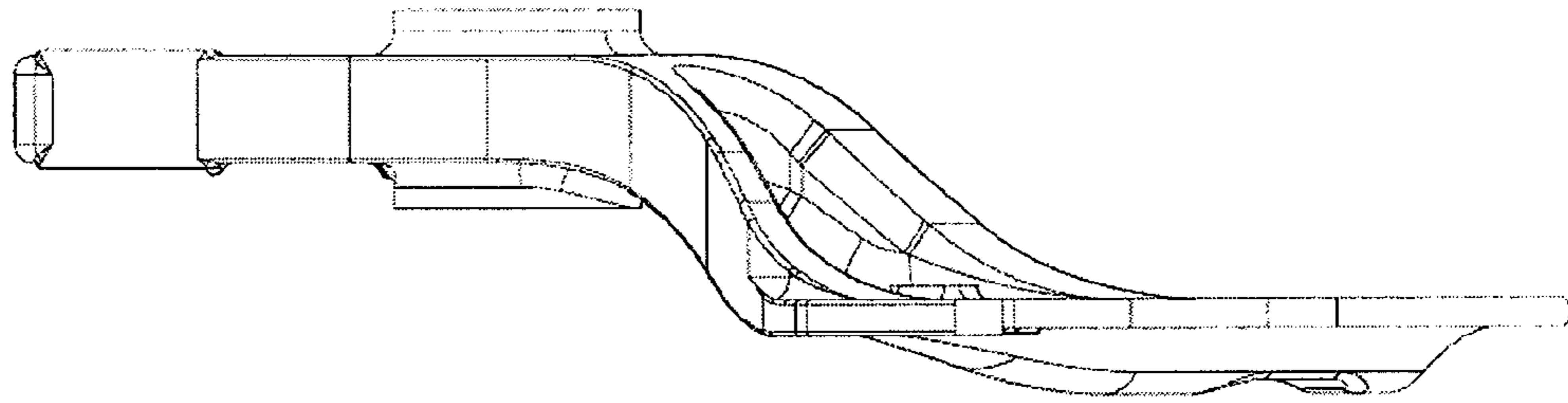


FIG. 7

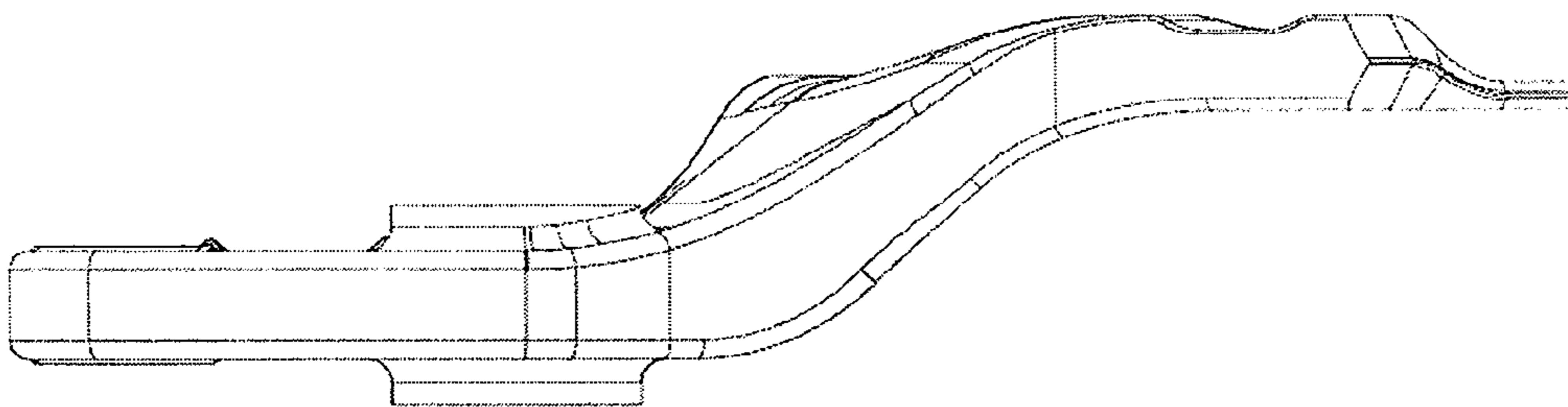


FIG. 6