



US00D676051S

(12) **United States Design Patent**
Fuchs

(10) **Patent No.:** **US D676,051 S**

(45) **Date of Patent:** **** Feb. 12, 2013**

(54) **CASE FOR A TABLET COMPUTING DEVICE**

(76) Inventor: **Christian Fuchs, Saalfelden (AT)**

(**) Term: **14 Years**

(21) Appl. No.: **29/409,236**

(22) Filed: **Dec. 21, 2011**

(51) **LOC (9) Cl.** **14-02**

(52) **U.S. Cl.** **D14/440**

(58) **Field of Classification Search** D14/250,
D14/251, 253, 240, 217, 496, 440, 203.3,
D14/203.4, 203.5, 203.8, 432, 439, 300;
D3/218, 215, 201, 276, 900, 301, 303; 220/4.02;
248/309.1; 361/679.56, 679.03, 683, 679.09;
379/426, 433.11, 455; 455/575.1, 575.8;
190/100; 206/305, 320; D9/742, 443; 345/173
See application file for complete search history.

D652,831 S * 1/2012 Lee et al. D14/315
D658,173 S * 4/2012 Kim D14/345
D659,139 S * 5/2012 Gengler D14/392
D662,100 S * 6/2012 Van Den Nieuwenhuizen
et al. D14/440
D663,304 S * 7/2012 Akana et al. D14/440
8,230,992 B2 * 7/2012 Law et al. 206/320
D665,810 S * 8/2012 Jones et al. D14/440
2001/0040561 A1 * 11/2001 Weinzierl et al. 345/169
2010/0294909 A1 * 11/2010 Hauser et al. 248/456
2010/0300909 A1 * 12/2010 Hung 206/320
2012/0043231 A1 * 2/2012 Perrier et al. 206/216

* cited by examiner

Primary Examiner — Cynthia Underwood

(74) *Attorney, Agent, or Firm* — Scully, Scott, Murphy & Presser, P.C.

(57) **CLAIM**

The ornamental design for a case for a tablet computing device, as shown and described.

(56) **References Cited**

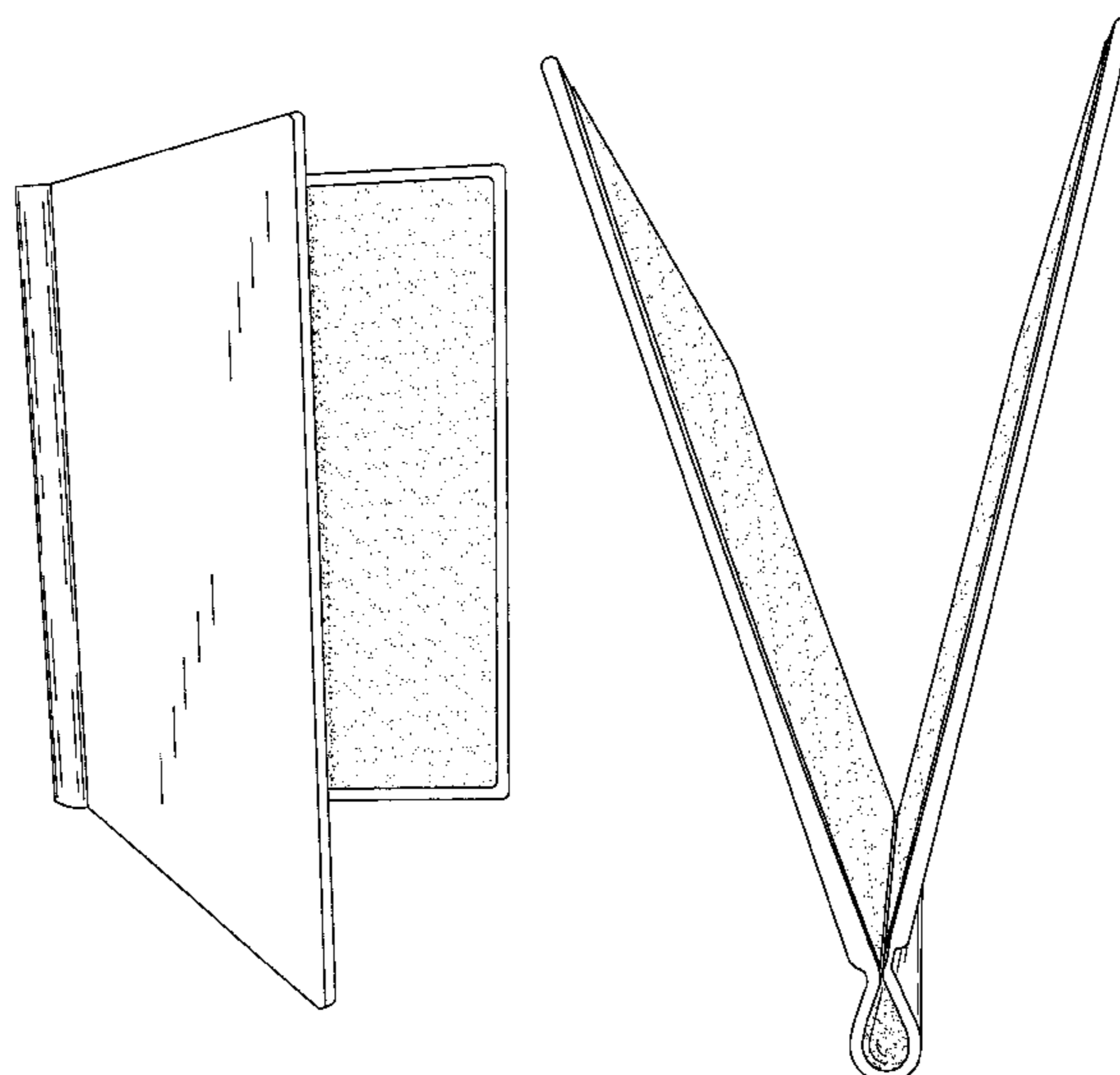
U.S. PATENT DOCUMENTS

4,044,980 A * 8/1977 Cummins 248/456
4,467,920 A * 8/1984 Smith 206/457
D286,773 S * 11/1986 Pauser D14/299
4,718,550 A * 1/1988 Johnson 206/387.13
D306,583 S * 3/1990 Krolopp et al. D14/137
D386,677 S * 11/1997 Abiteboul D3/271.5
D398,527 S * 9/1998 Maceachern et al. D9/432
6,158,588 A * 12/2000 Conti 206/457
D546,878 S * 7/2007 Bharma D19/26
D579,975 S * 11/2008 Brown D19/26
D600,699 S * 9/2009 Johnston et al. D14/440
D602,017 S * 10/2009 Andre et al. D14/341
D603,166 S * 11/2009 Becker D3/301
D607,157 S * 12/2009 Ciciora D30/160
D611,045 S * 3/2010 Andre et al. D14/327
D621,125 S * 8/2010 Heintzelman D99/28
7,861,995 B2 * 1/2011 Liou 248/454
D634,313 S * 3/2011 Fitzpatrick et al. D14/250
D637,596 S * 5/2011 Akana et al. D14/341
D639,806 S * 6/2011 Lee et al. D14/345
D639,816 S * 6/2011 Bau D14/447
D642,615 S * 8/2011 Naimi D19/26

DESCRIPTION

FIG. 1 illustrates a left and front perspective view of a case for a tablet computing device to my new and ornamental design; FIG. 2 illustrates an enlarged, fragmented top perspective view of the case for a tablet computing device, shown in FIG. 1 and shown in an unfolded condition of use; FIG. 3 illustrates a left side perspective view of the case for a tablet computing device; FIG. 4 illustrates a front perspective view of the case for a tablet computing device; FIG. 5 illustrates a back perspective view of the case for a tablet computing device; FIG. 6 illustrates an enlarged, fragmented bottom view of the case for a tablet computing device and shown in an unfolded condition of use; and, FIG. 7 illustrates a bottom perspective view of the case for a tablet computing device shown in a partially folded condition of use.

1 Claim, 7 Drawing Sheets



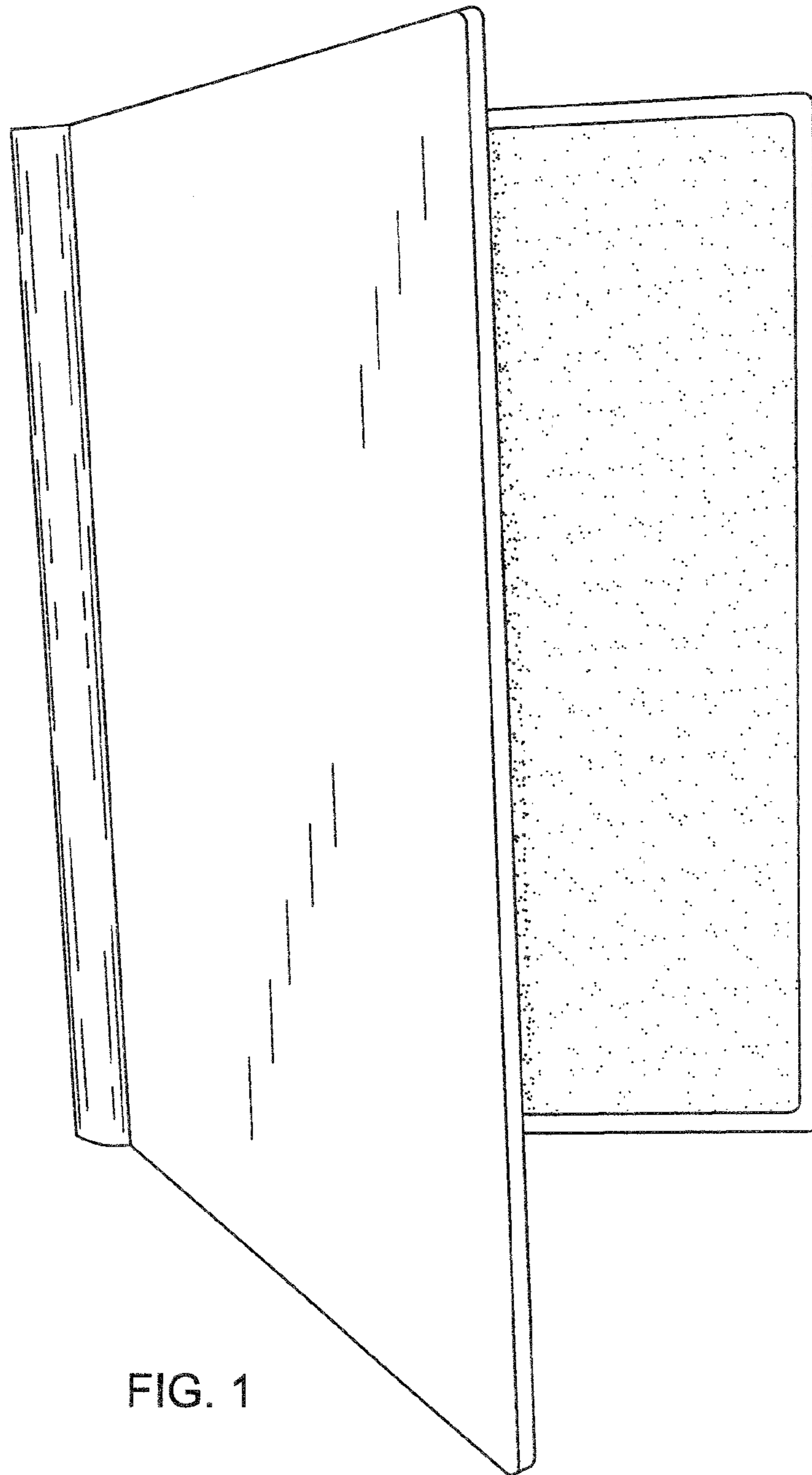


FIG. 1

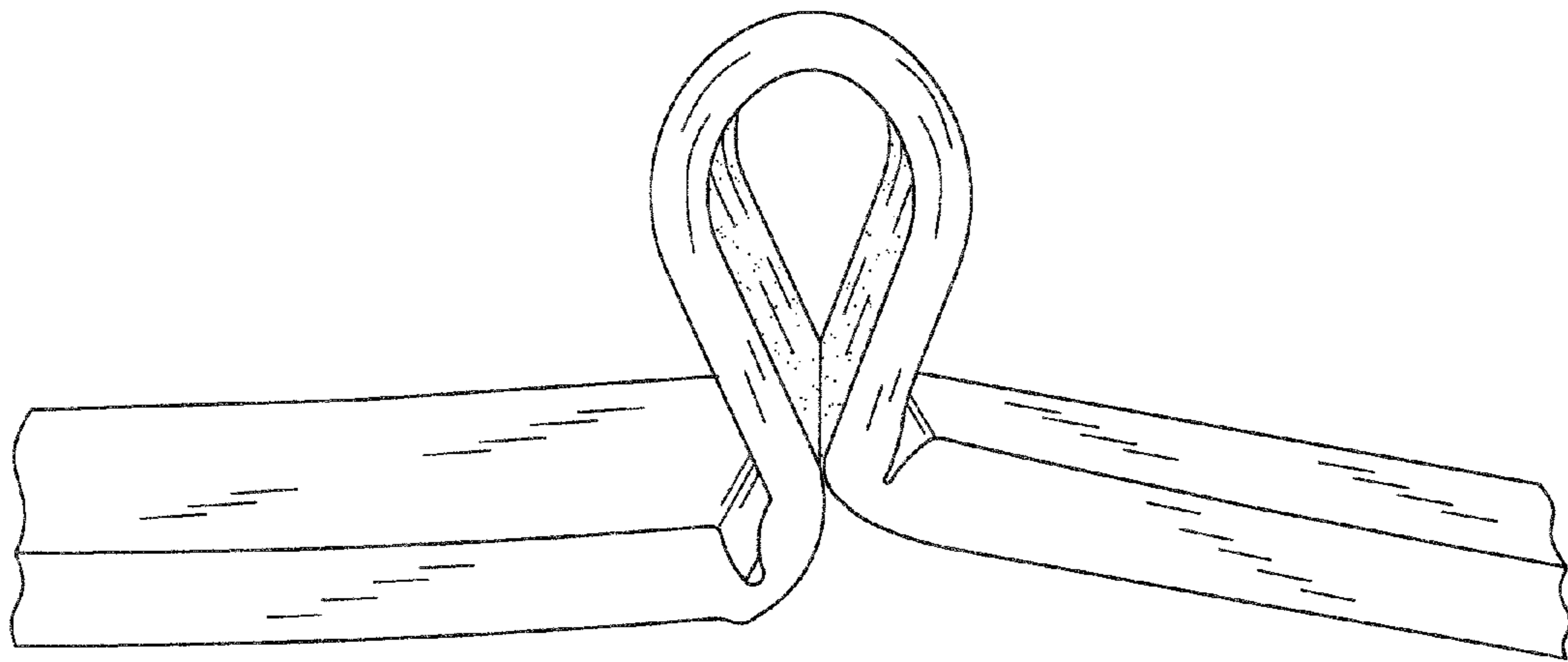


FIG. 2




FIG. 3




FIG. 4

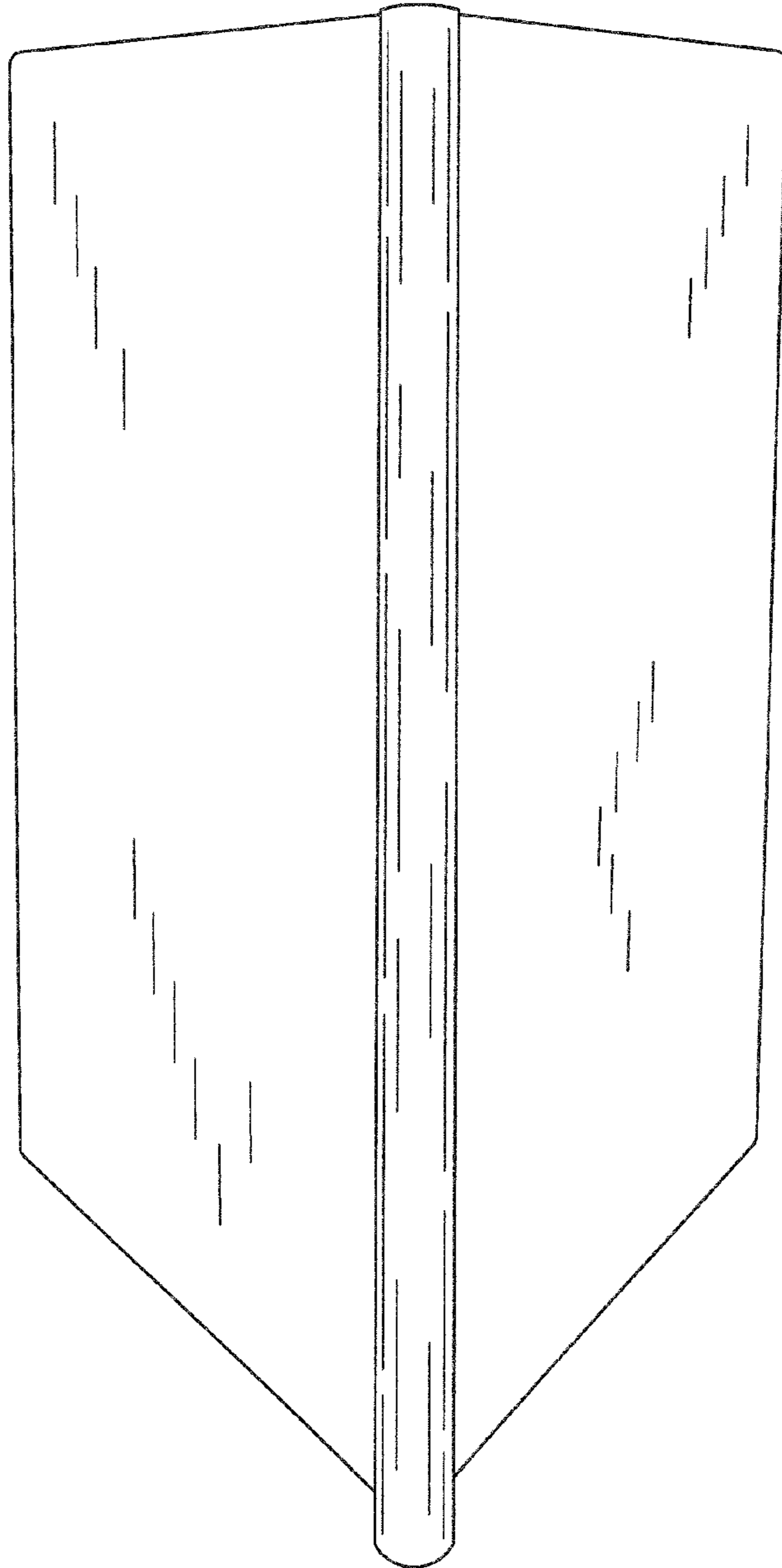


FIG. 5

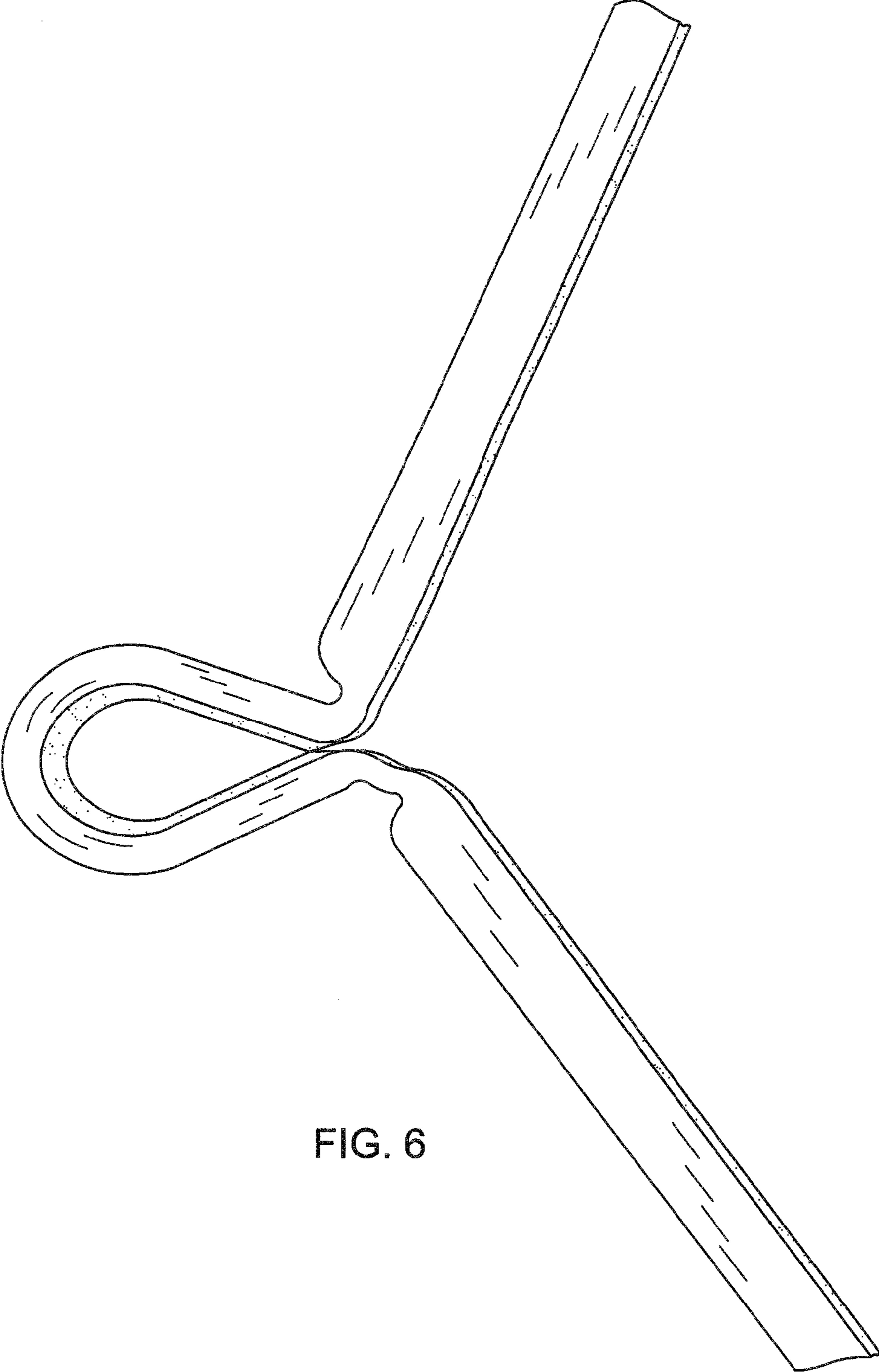


FIG. 6

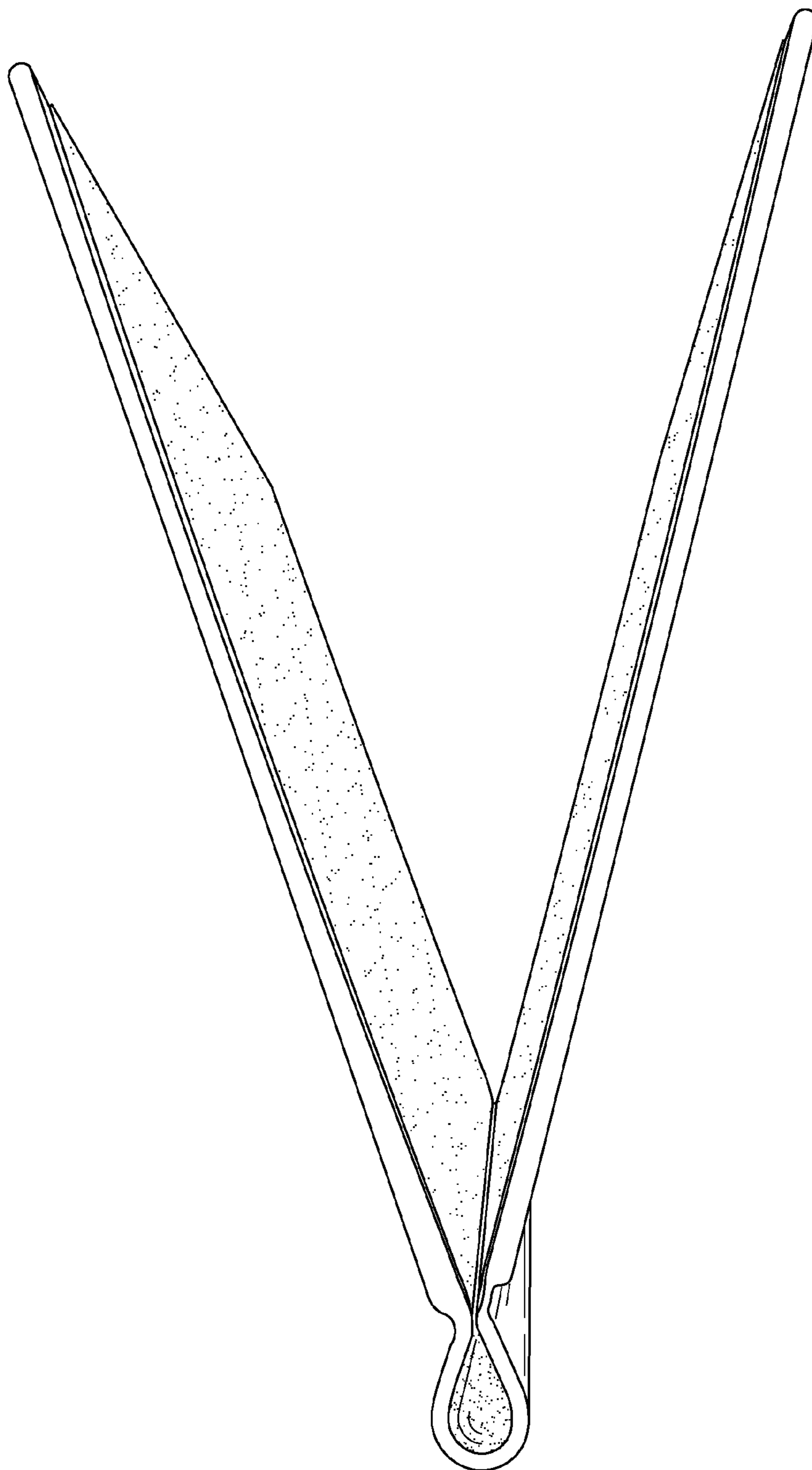


FIG. 7