



US00D676049S

(12) **United States Design Patent**
Lee et al.

(10) **Patent No.:** **US D676,049 S**
(45) **Date of Patent:** **** Feb. 12, 2013**

(54) **TOUCH PEN**

(75) Inventors: **Cheng-Hao Lee**, Hsinchu (TW);
Feng-Chuan Yeh, Hsinchu (TW); **Yu-Ta Kang**, Hsinchu (TW); **Chin-Hao Meng**,
Hsinchu (TW); **Yi-Ling Hou**, Hsinchu
(TW); **Pei-Sheng Lee**, Hsinchu (TW);
Suei-Shih Syu, Hsinchu (TW)

(73) Assignee: **E Ink Holdings Inc.**, Hsinchu (TW)

(**) Term: **14 Years**

(21) Appl. No.: **29/432,178**

(22) Filed: **Sep. 14, 2012**

(30) **Foreign Application Priority Data**

Aug. 17, 2012 (TW) 101304838

(51) **LOC (9) Cl.** **14-02**

(52) **U.S. Cl.** **D14/411**

(58) **Field of Classification Search** D8/61;
D14/411; D19/35, 36, 41-51, 54-58; 401/55,
401/99, 100, 104-107, 196, 197, 202, 208,
401/209, 213, 192, 195, 243; 708/107; 345/179,
345/173; 178/19.01; 700/94

See application file for complete search history.

(56) **References Cited**

U.S. PATENT DOCUMENTS

D230,403	S	*	2/1974	Englund	D14/431
D294,263	S	*	2/1988	Rodgers et al.	D14/411
D299,471	S	*	1/1989	Carver et al.	D19/49
D327,476	S	*	6/1992	Valls et al.	D14/411
D356,306	S	*	3/1995	Ady et al.	D14/411
D417,206	S		11/1999	Hirota	
D508,528	S	*	8/2005	Shimizu	D19/48
D531,667	S		11/2006	Keely et al.	
D619,580	S	*	7/2010	Nakayama et al.	D14/411
D634,747	S		3/2011	Wong et al.	
D641,755	S	*	7/2011	Rashid et al.	D14/411
D646,277	S		10/2011	Kim et al.	
D646,279	S		10/2011	Shih et al.	
D670,699	S	*	11/2012	Sato	D14/411

* cited by examiner

Primary Examiner — Austin Murphy

(74) *Attorney, Agent, or Firm* — CKC & Partners Co., Ltd.

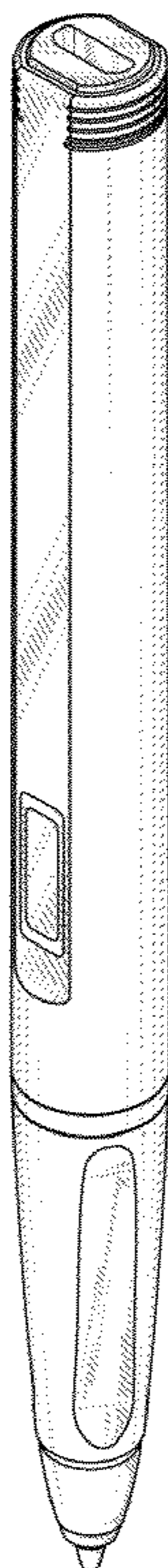
(57) **CLAIM**

The ornamental design for a touch pen, as shown and described.

DESCRIPTION

FIG. 1 is a perspective view of a touch pen showing our new design in an open state;
FIG. 2 is a front view thereof;
FIG. 3 is a rear view thereof;
FIG. 4 is a left side view thereof;
FIG. 5 is a right side view thereof;
FIG. 6 is a top view thereof; and,
FIG. 7 is a bottom view thereof.

1 Claim, 4 Drawing Sheets



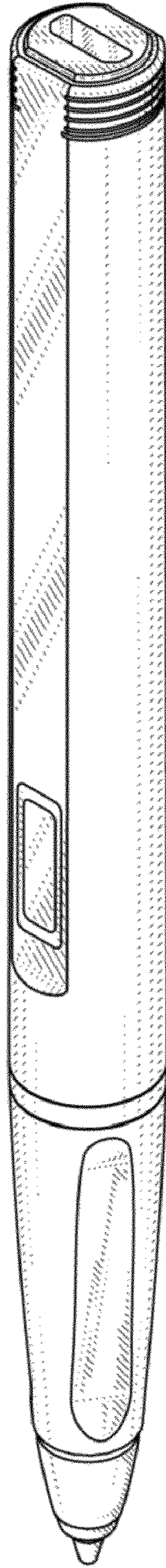


FIG. 1

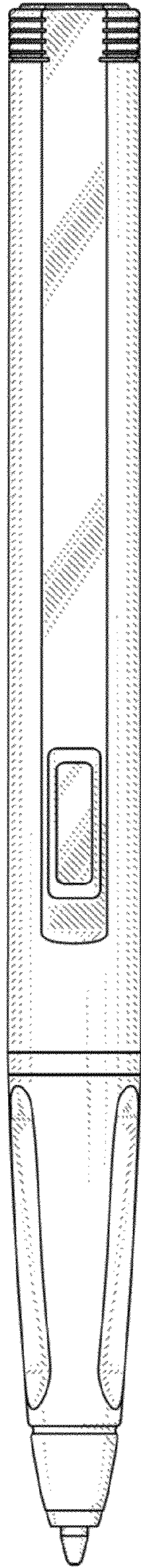


FIG. 2

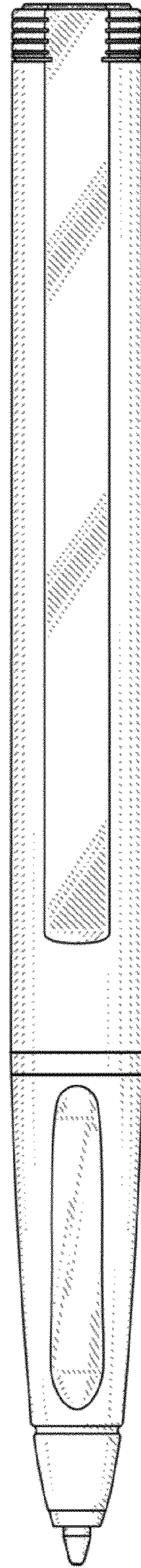


FIG. 3




FIG. 4




FIG. 5

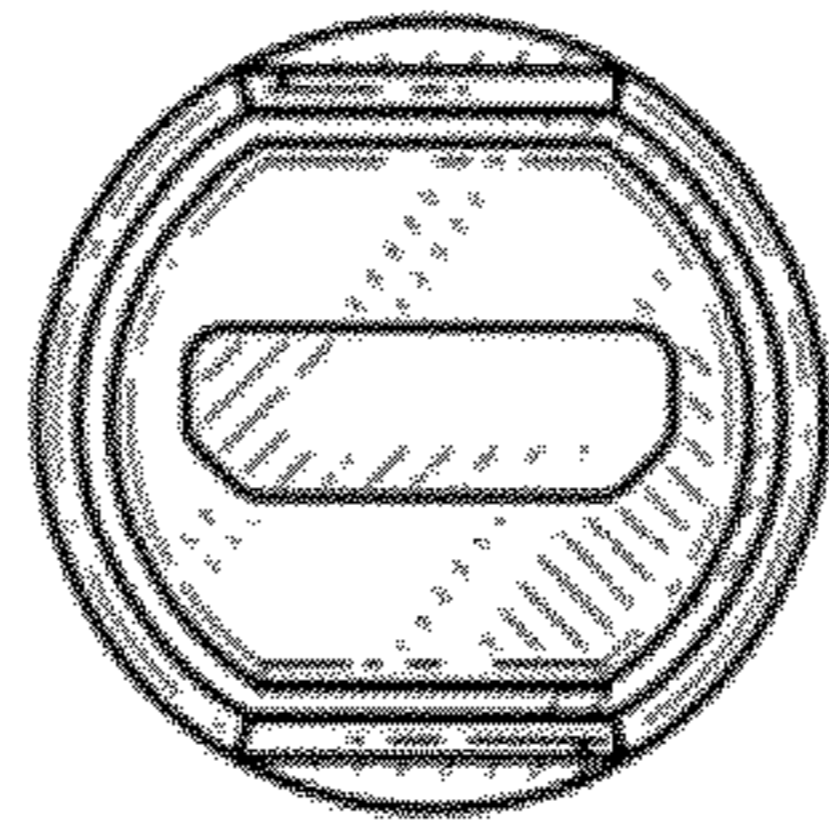


FIG. 6

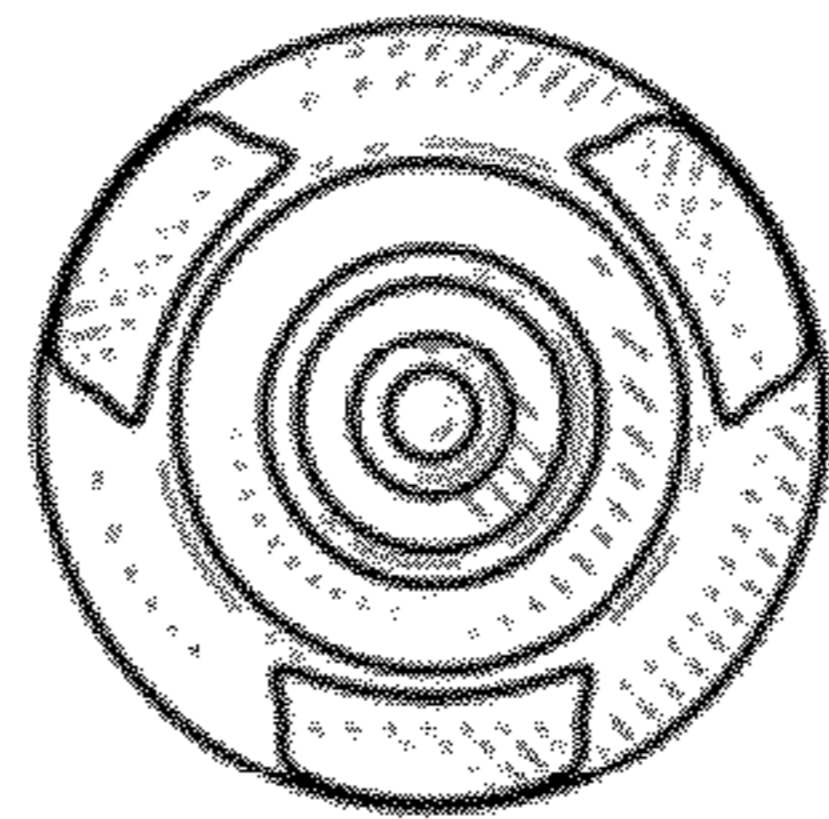


FIG. 7