



US00D676048S

(12) **United States Design Patent**
McManigal et al.

(10) **Patent No.:** **US D676,048 S**

(45) **Date of Patent:** **** Feb. 12, 2013**

(54) **KEYBOARD**

(75) Inventors: **Scott Paul McManigal**, Newport Beach,
CA (US); **Cory Worth**, Ladera Ranch,
CA (US)

(73) Assignee: **Vizio Inc.**, Irvine, CA (US)

(**) Term: **14 Years**

(21) Appl. No.: **29/412,467**

(22) Filed: **Feb. 3, 2012**

(51) **LOC (9) Cl.** **14-02**

(52) **U.S. Cl.** **D14/392**

(58) **Field of Classification Search** D14/315-327,
D14/455, 456, 391-399, 485, 486; D18/1,
D18/2, 7, 11; 235/145 A, 145 R; 341/22,
341/23; 345/156, 157, 168, 169, 173; 361/679.08,
361/679.09, 679.26, 679.27; 348/373; 715/783;
400/472, 486, 489, 492; 200/5 A, 5 R, 6 A,
200/6 R, 600

See application file for complete search history.

(56) **References Cited**

U.S. PATENT DOCUMENTS

D351,831	S	*	10/1994	Kuzuomoto et al.	D14/392
5,439,304	A	*	8/1995	Phillips et al.	400/492
D442,177	S	*	5/2001	Chang et al.	D14/392
D485,271	S	*	1/2004	Kamegi	D14/392
D616,886	S	*	6/2010	Andre et al.	D14/392
D633,093	S	*	2/2011	Andre et al.	D14/392

* cited by examiner

Primary Examiner — Freda S Nunn

(74) *Attorney, Agent, or Firm* — Law Office of Scott C. Harris, Inc.

(57) **CLAIM**

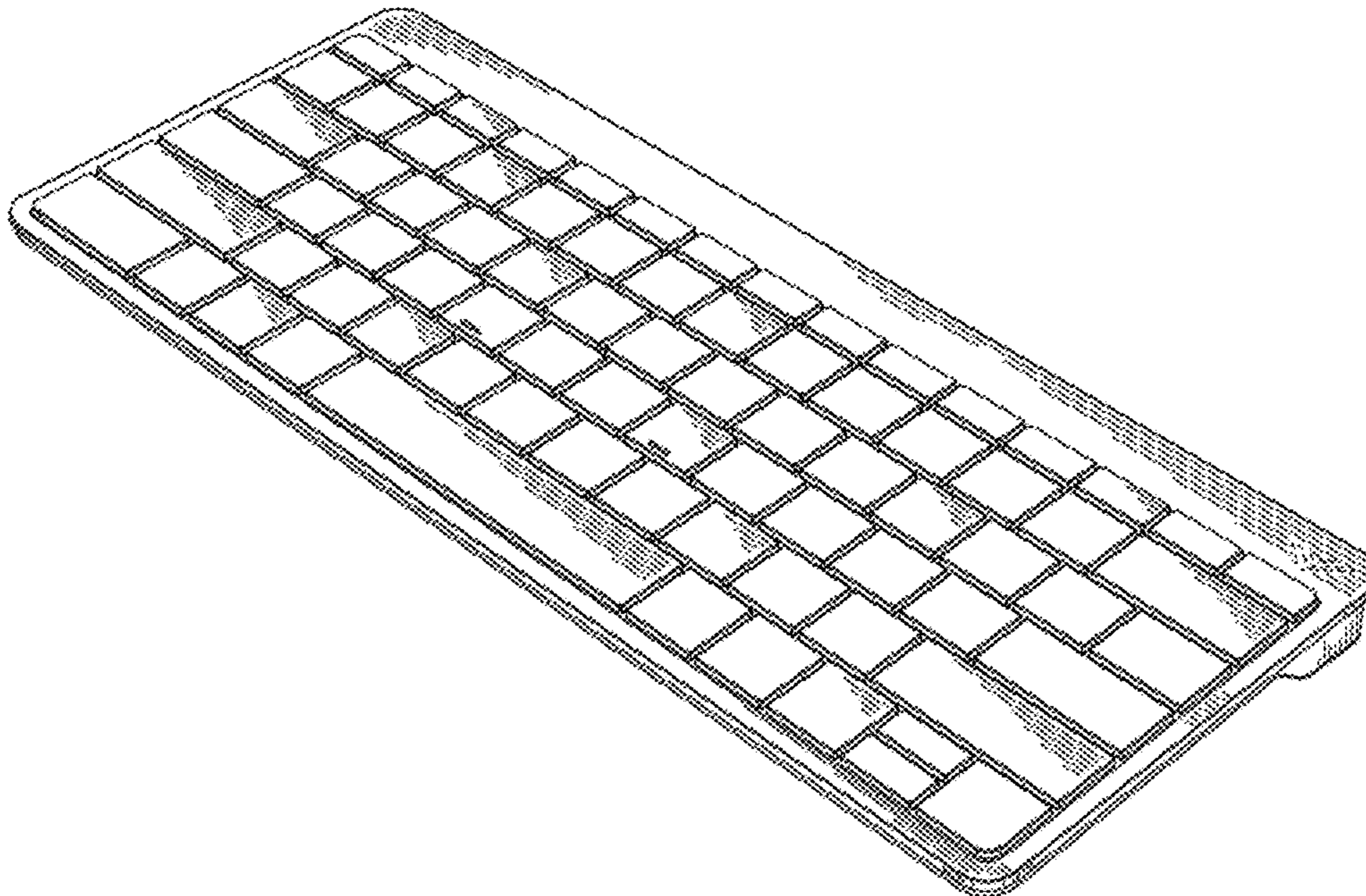
The ornamental design for a keyboard, as shown and described.

DESCRIPTION

FIG. 1 is a top, front, side perspective view of a keyboard; FIGS. 2 and 3 are respectively front and back views thereof; FIGS. 4 and 5 are respectively alternate side views thereof; FIG. 6 is a top view thereof; and, FIG. 7 is a bottom view thereof.

The broken lines in the drawings represent the portions of the keyboard that form no part of the claimed design.

1 Claim, 5 Drawing Sheets



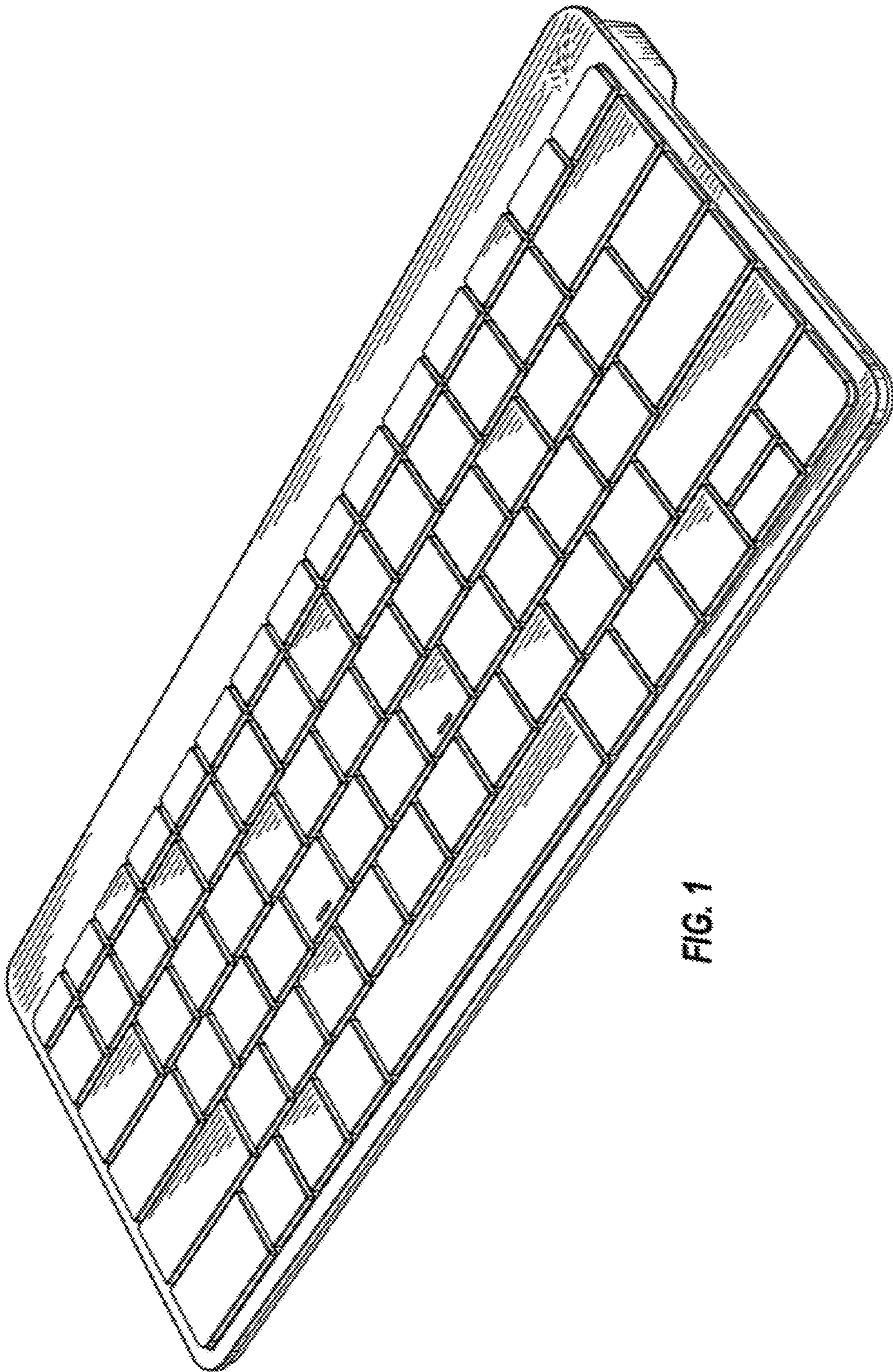


FIG. 1




FIG. 2




FIG. 3

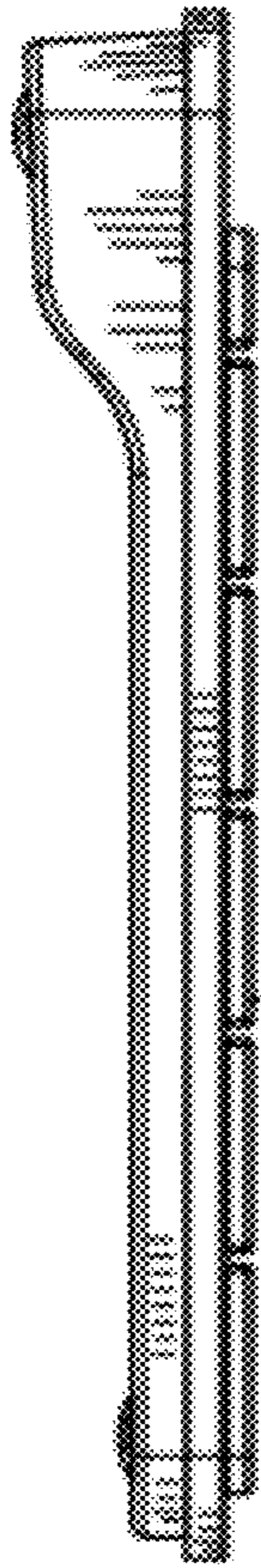


FIG. 4




FIG. 5

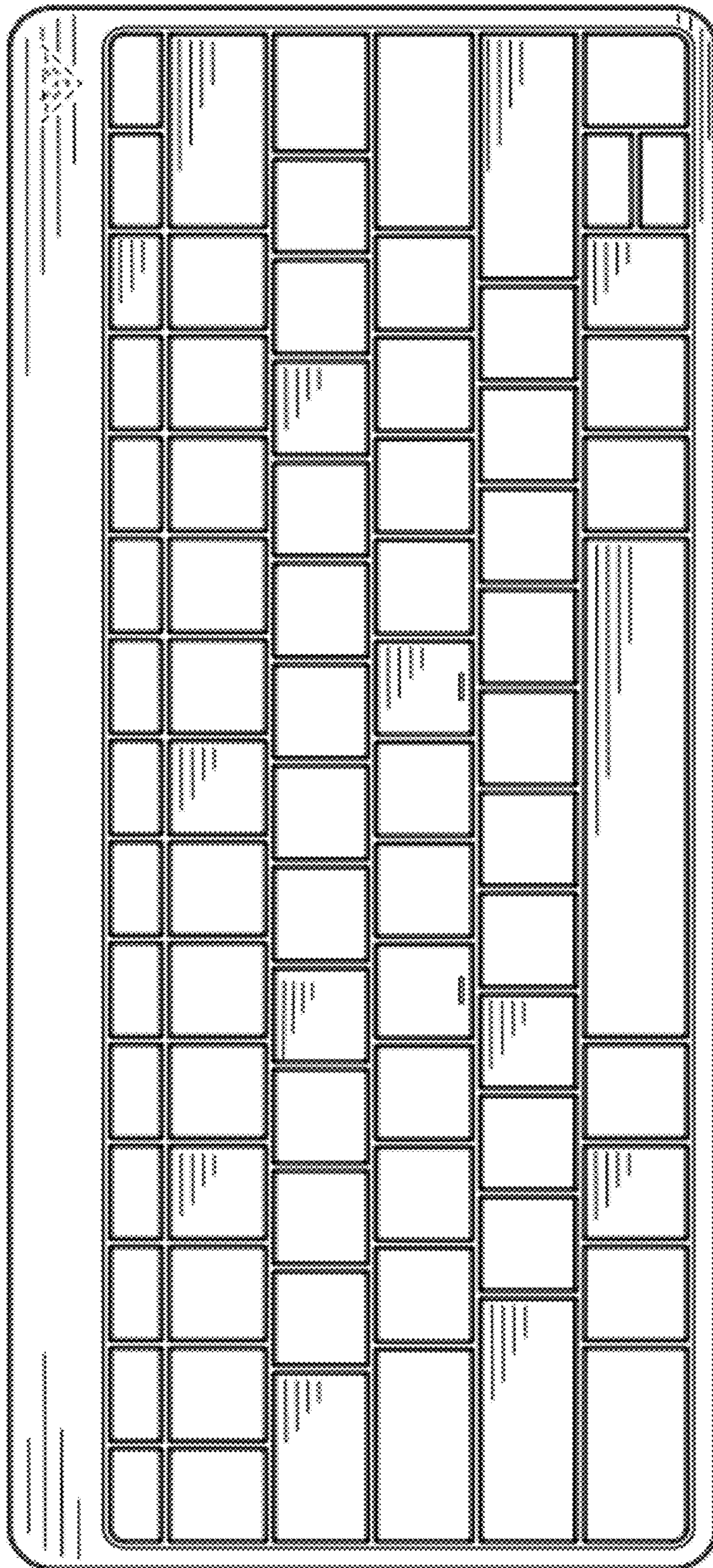


FIG. 6

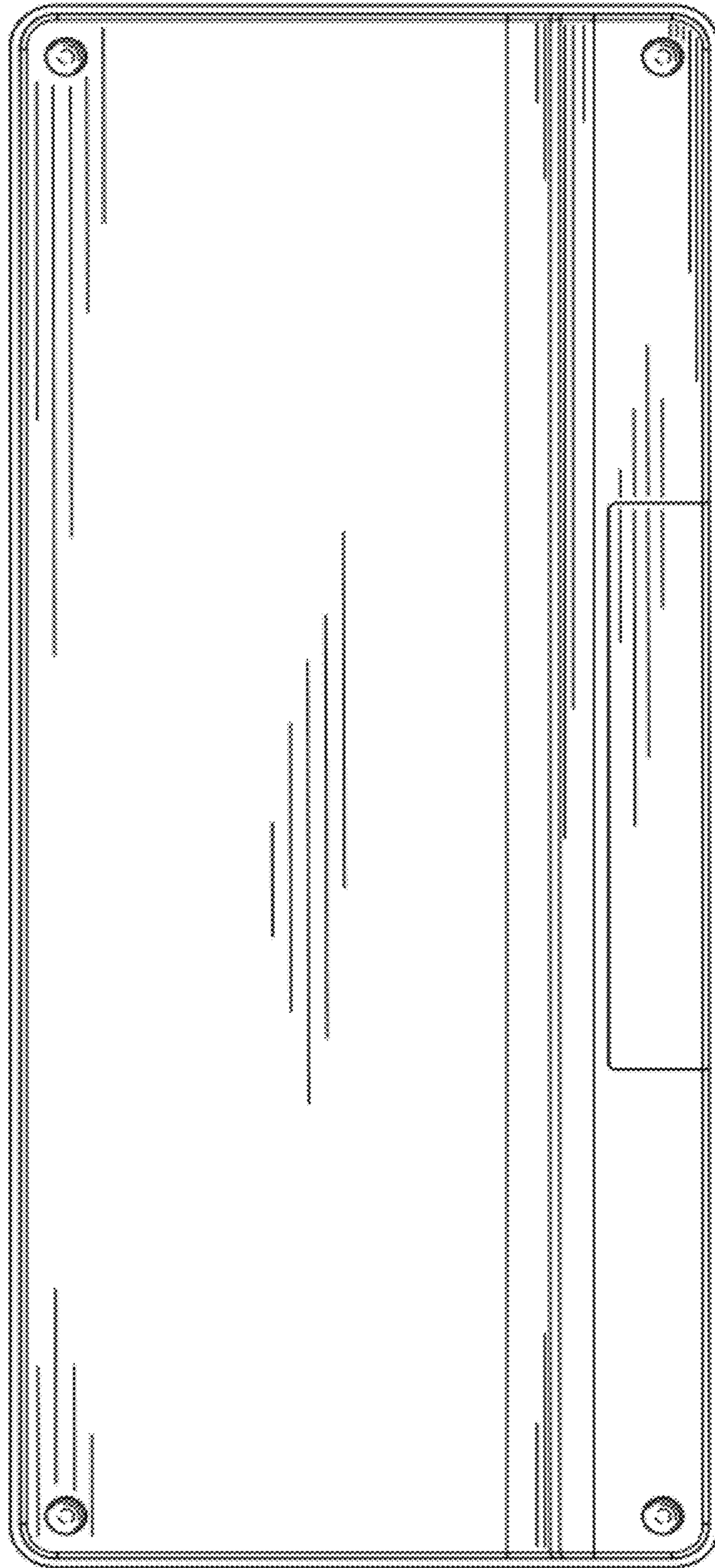


FIG. 7