

US00D676040S

(12) **United States Design Patent**
McManigal et al.

(10) **Patent No.:** **US D676,040 S**

(45) **Date of Patent:** **** Feb. 12, 2013**

(54) **PORTABLE NOTEBOOK COMPUTER**

(75) Inventors: **Scott Paul McManigal**, Newport Beach, CA (US); **Cory Worth**, Ladera Ranch, CA (US)

(73) Assignee: **Vizio Inc.**, Irvine, CA (US)

(**) Term: **14 Years**

(21) Appl. No.: **29/412,302**

(22) Filed: **Feb. 1, 2012**

(51) **LOC (9) Cl.** **14-02**

(52) **U.S. Cl.** **D14/315**

(58) **Field of Classification Search** D14/315-327; D18/1, 2, 7, 11; 235/145 A, 145 R; 341/22, 341/23; 345/104, 156, 168, 169, 173; 361/679.08, 361/679.09, 679.11, 679.26, 679.27

See application file for complete search history.

(56) **References Cited**

U.S. PATENT DOCUMENTS

6,067,224 A * 5/2000 Nobuchi 361/679.27
6,519,139 B2 * 2/2003 Kambayashi 361/679.09

D491,177 S * 6/2004 Andre et al. D14/318
D605,192 S * 12/2009 Lin D14/315
D624,911 S * 10/2010 Lee et al. D14/315
2005/0041378 A1 * 2/2005 Hamada et al. 361/680

* cited by examiner

Primary Examiner — Freda S Nunn

(74) *Attorney, Agent, or Firm* — Law Office of Scott C. Harris, Inc.

(57) **CLAIM**

The ornamental design for a portable notebook computer, as shown and described.

DESCRIPTION

FIG. 1 is a top, front, side perspective view of a portable notebook computer;

FIGS. 2 and 3 are respectively front and back views thereof;

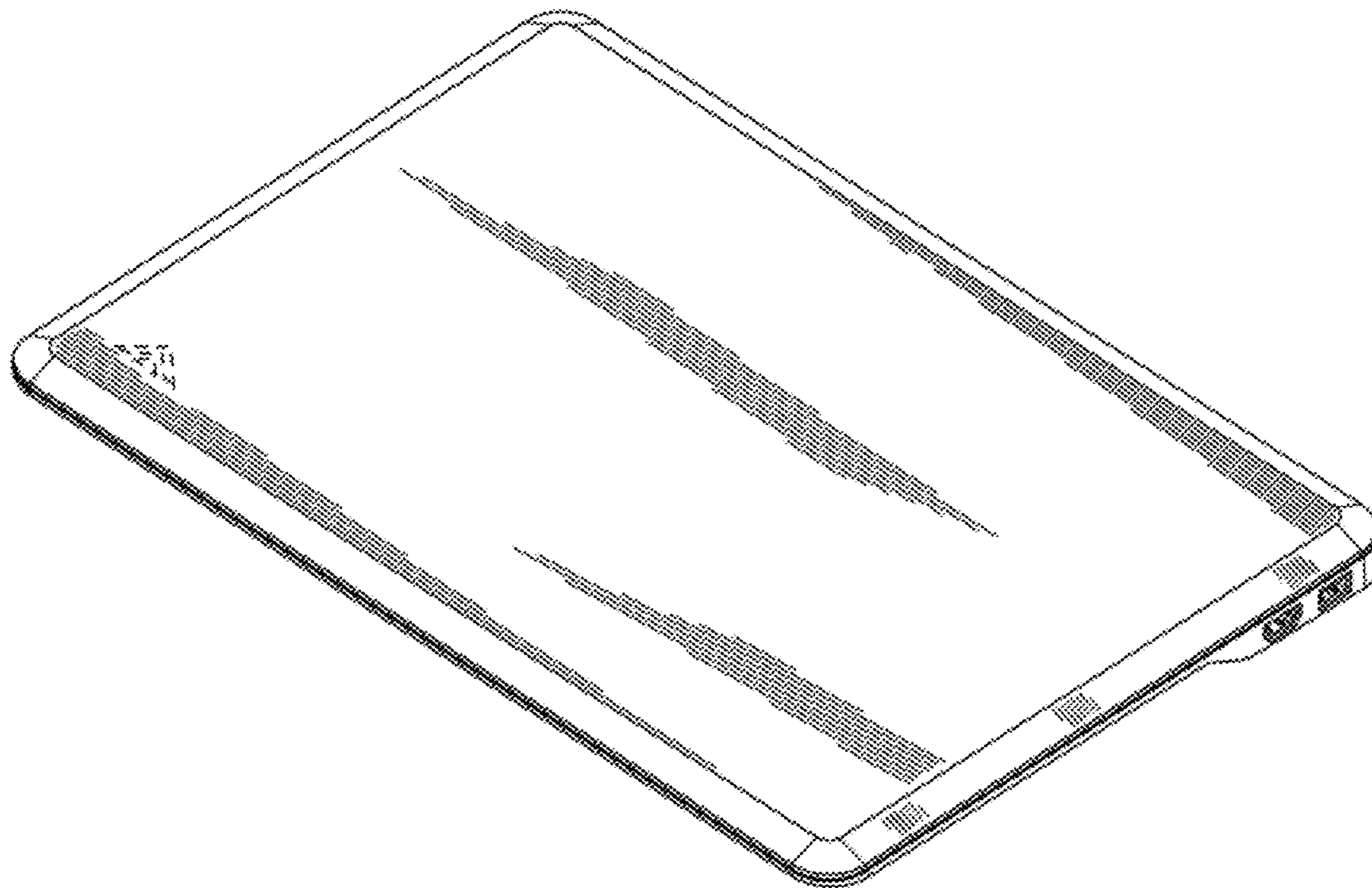
FIGS. 4 and 5 are respectively alternate side views thereof;

FIG. 6 is a top view thereof; and,

FIG. 7 is a bottom view thereof.

The broken lines in the drawings represent the portions of the portable notebook computer that form no part of the claimed design.

1 Claim, 5 Drawing Sheets



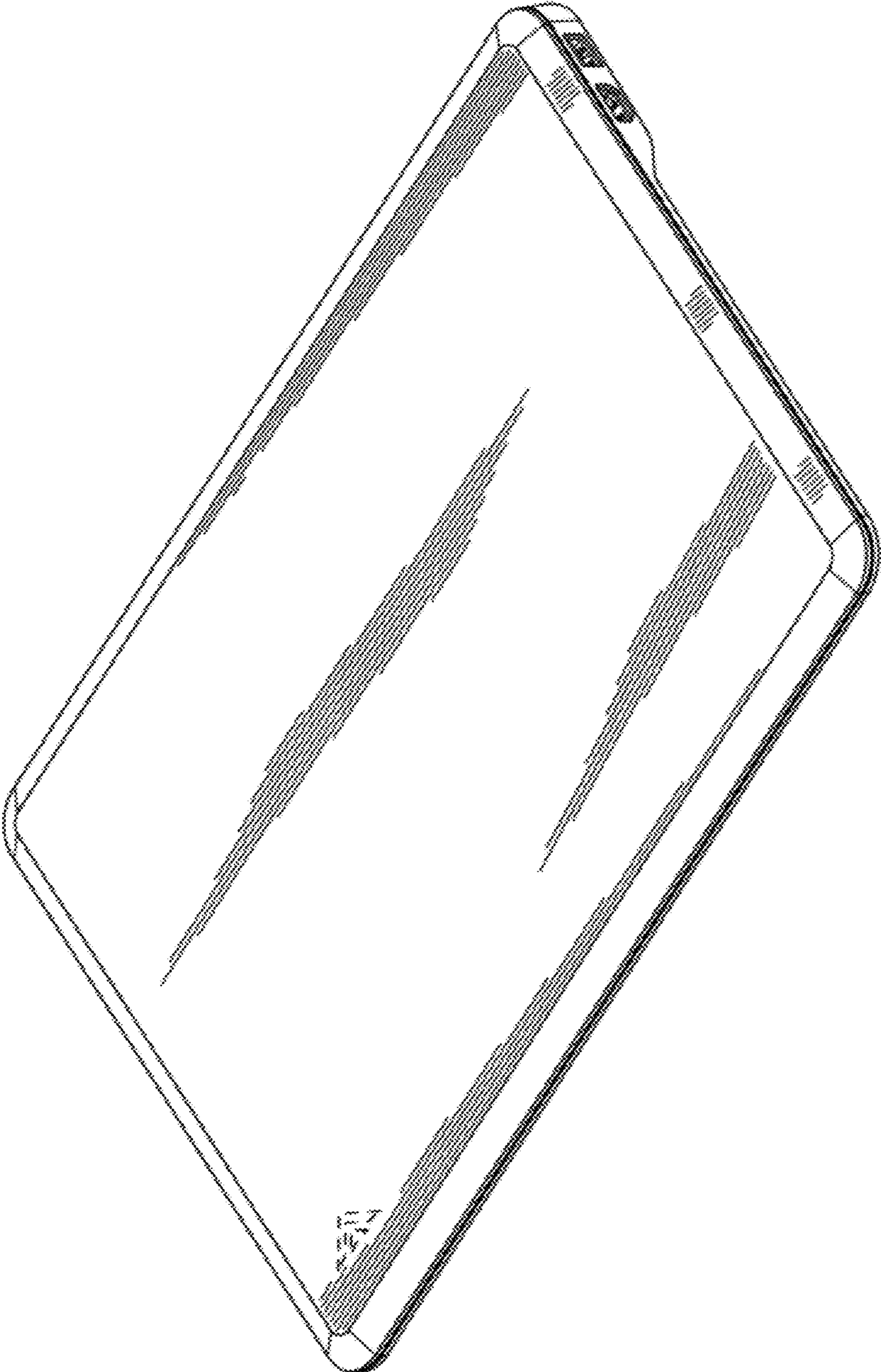


FIG. 1



FIG. 2



FIG. 3



FIG. 4




FIG. 5




FIG. 6




FIG. 7