



US00D676039S

(12) **United States Design Patent**  
**Wallace et al.**

(10) **Patent No.:** **US D676,039 S**  
(45) **Date of Patent:** **\*\* \*Feb. 12, 2013**

(54) **SERVER DRIVE TRAY**

(75) Inventors: **Brian William Wallace**, Raleigh, NC (US); **John David Swansey**, Durham, NC (US); **Robert Paul Tennant**, Raleigh, NC (US); **Kathryn Marie Asad**, Cary, NC (US)

(73) Assignee: **Lenovo (Singapore) Pte. Ltd.**, Singapore (SG)

(\*) Notice: This patent is subject to a terminal disclaimer.

(\*\*) Term: **14 Years**

(21) Appl. No.: **29/391,398**

(22) Filed: **May 7, 2011**

(51) **LOC (9) Cl.** ..... **14-02**

(52) **U.S. Cl.** ..... **D14/313**

(58) **Field of Classification Search** ..... D14/240, D14/300, 301, 308, 313, 349-356, 364-368, D14/441-446; D13/162, 184, 199; 312/223.1-223.3, 351.11; 360/99.01-99.12; 369/34.01-36.01; 361/679.31-679.33, 679.37, 361/679.39, 679.46, 679.53, 679.4

See application file for complete search history.

(56) **References Cited**

**U.S. PATENT DOCUMENTS**

6,565,163 B2 \* 5/2003 Behl et al. .... 312/223.1  
6,816,370 B2 \* 11/2004 Searby et al. .... 361/679.58

D532,418 S \* 11/2006 Crisp ..... D14/313  
D536,674 S \* 2/2007 Millar et al. .... D13/184  
D553,616 S \* 10/2007 Tosh et al. .... D14/301  
D585,441 S \* 1/2009 Alfonso et al. .... D14/313  
D608,776 S \* 1/2010 Kang et al. .... D14/313  
D632,689 S \* 2/2011 Busri et al. .... D14/356  
2002/0106919 A1 \* 8/2002 Behl ..... 439/136  
2006/0193110 A1 \* 8/2006 Chan et al. .... 361/683  
2007/0236897 A1 \* 10/2007 Chen ..... 361/752

\* cited by examiner

*Primary Examiner* — Freda S Nunn

(74) *Attorney, Agent, or Firm* — Brian J. Pangrle

(57) **CLAIM**

The ornamental design for a server drive tray, as shown and described.

**DESCRIPTION**

FIG. 1 is a front view of a server drive tray showing our design;

FIG. 2 is a top view thereof;

FIG. 3 is a bottom view thereof;

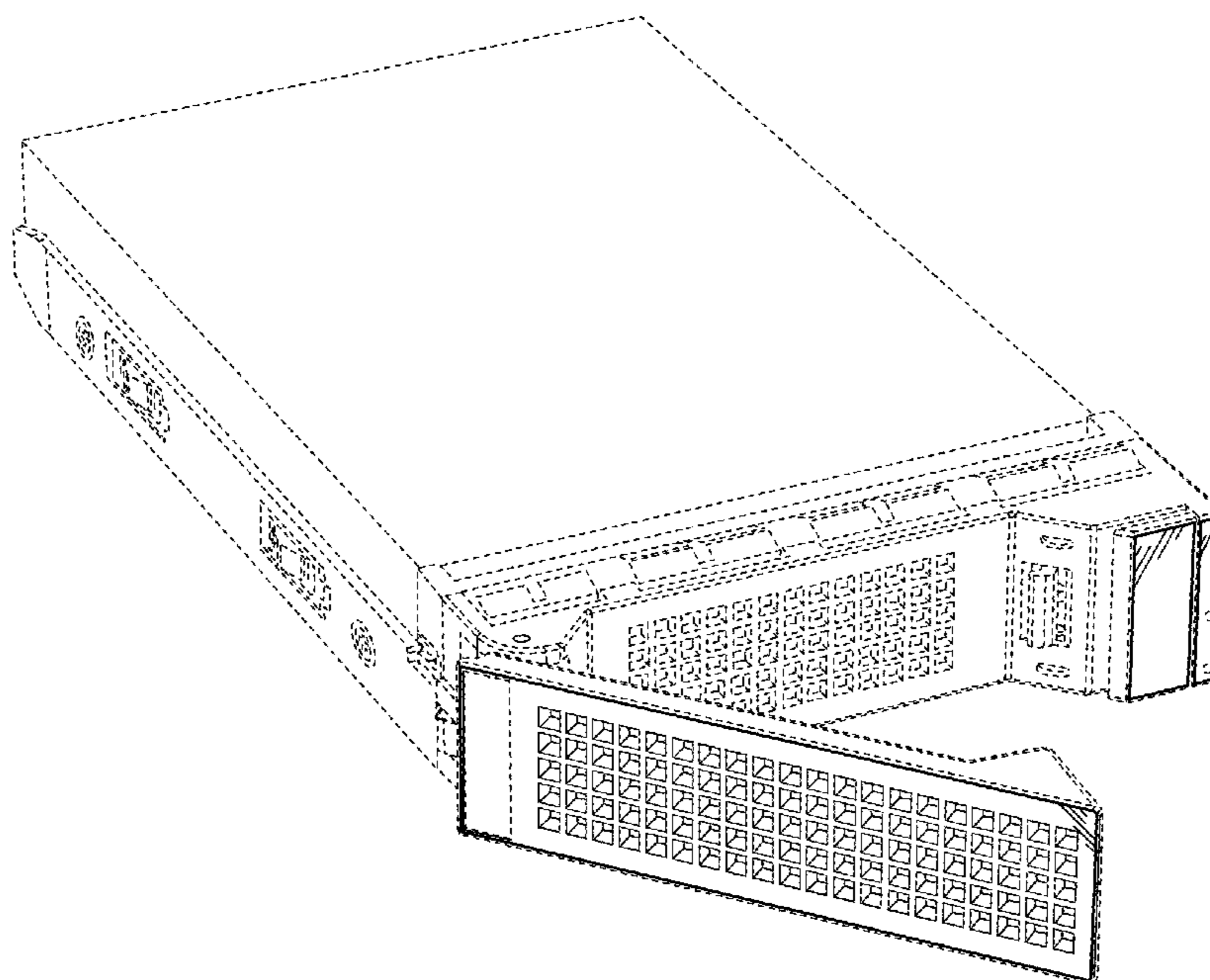
FIG. 4 is a first side view thereof;

FIG. 5 is a second side view thereof, opposite the first side; and,

FIG. 6 is a perspective view thereof with a handle of the tray in an open configuration.

The broken lines in the drawings illustrate portions of the server drive tray, or environment, and form no part of the claimed design. Cross-hatched lines in the drawings illustrate color and form no part of the claimed design.

**1 Claim, 5 Drawing Sheets**



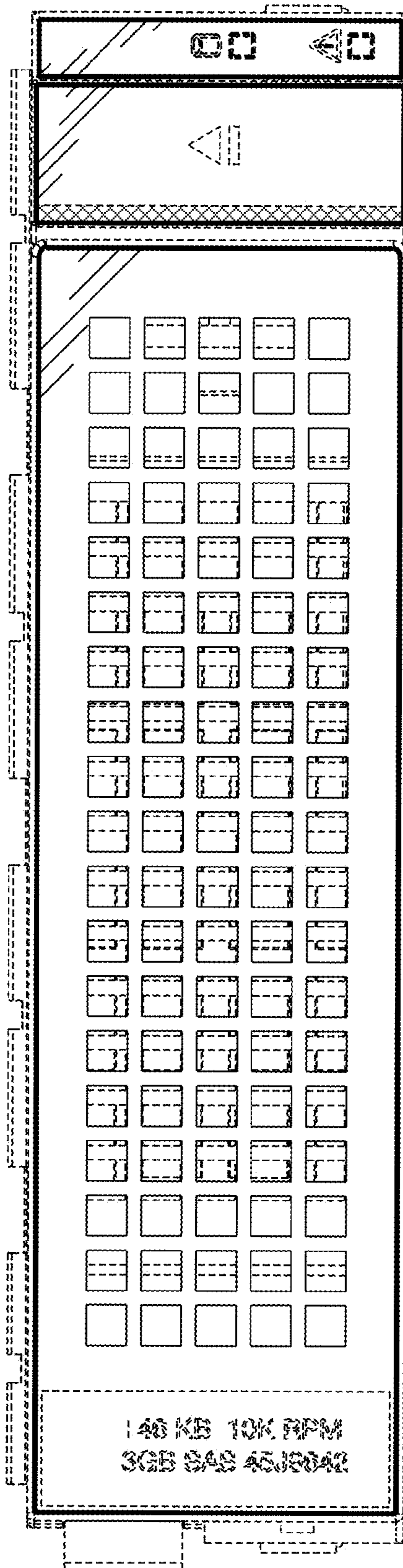


FIG. 1




FIG. 2




FIG. 3




FIG. 4




FIG. 5

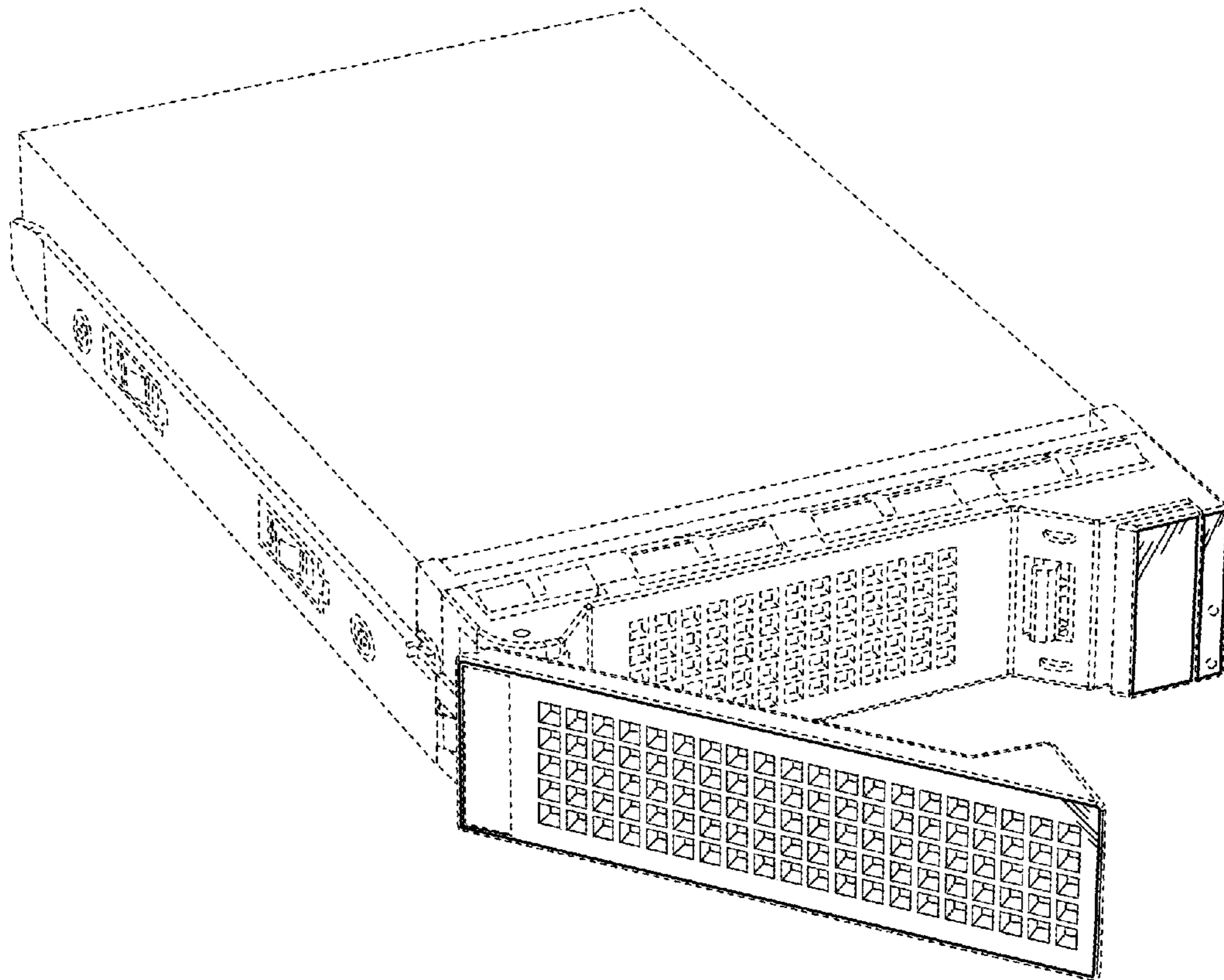


FIG. 6