



US00D676036S

(12) **United States Design Patent**
Chang et al.

(10) **Patent No.:** **US D676,036 S**
(45) **Date of Patent:** **** Feb. 12, 2013**

(54) **CASE**

(75) Inventors: **Tao-Wei Chang**, Arvada, CO (US); **Jane Michie**, Wellington, CO (US)

(73) Assignee: **Otter Products, LLC**, Fort Collins, CO (US)

(**) Term: **14 Years**

(21) Appl. No.: **29/392,530**

(22) Filed: **May 23, 2011**

(51) **LOC (9) Cl.** **14-03**

(52) **U.S. Cl.** **D14/250**

(58) **Field of Classification Search** D14/248,
D14/250–253, 440, 203.1–203.7, 217–218,
D14/496, 137–138 AA, 138 G, 168, 474;
D3/201, 218, 269, 301, 273, 303, 103, 247;
D13/103, 107, 108, 119; D6/407; D21/333;
220/4.02; 361/679.56, 679.55, 679.01; 379/426,
379/433.11, 455; 455/575.1, 575.8; 190/100;
206/305, 320

See application file for complete search history.

(56) **References Cited**

U.S. PATENT DOCUMENTS

D540,818 S *	4/2007	Reawsanguanwong et al.	D14/496
D611,023 S *	3/2010	Wu et al.	D14/138 G
D626,121 S *	10/2010	Richardson et al.	D14/250
D632,685 S *	2/2011	Richardson et al.	D14/250
D634,741 S *	3/2011	Richardson et al.	D14/250
D637,589 S *	5/2011	Willes et al.	D14/250
D638,411 S *	5/2011	Willes et al.	D14/250
D640,222 S *	6/2011	Dearsley	D14/138 G

D643,029 S *	8/2011	Feng	D14/250
D644,638 S *	9/2011	Melanson et al.	D14/250
D651,204 S *	12/2011	Wibby et al.	D14/250
D654,068 S *	2/2012	Monaco et al.	D14/250
D654,892 S *	2/2012	Jung	D14/138 G
D657,336 S *	4/2012	Nilsen et al.	D14/138 G
D664,941 S *	8/2012	Price et al.	D14/138 G

OTHER PUBLICATIONS

HTC Thunderbolt Defender Series Case. [online] Retrieved online Sep. 6, 2012 from URL: <<http://www.otterbox.com/HTC-ThunderBolt-Defencer-Series-Case/HTC2-TBOLT>>.*

* cited by examiner

Primary Examiner — Robert M Spear

Assistant Examiner — Vy Koenig

(57) **CLAIM**

The ornamental design for a case, as shown and described.

DESCRIPTION

FIG. 1 is a front isometric view of a case showing our new design;

FIG. 2 is a rear isometric view thereof;

FIG. 3 is a front view thereof;

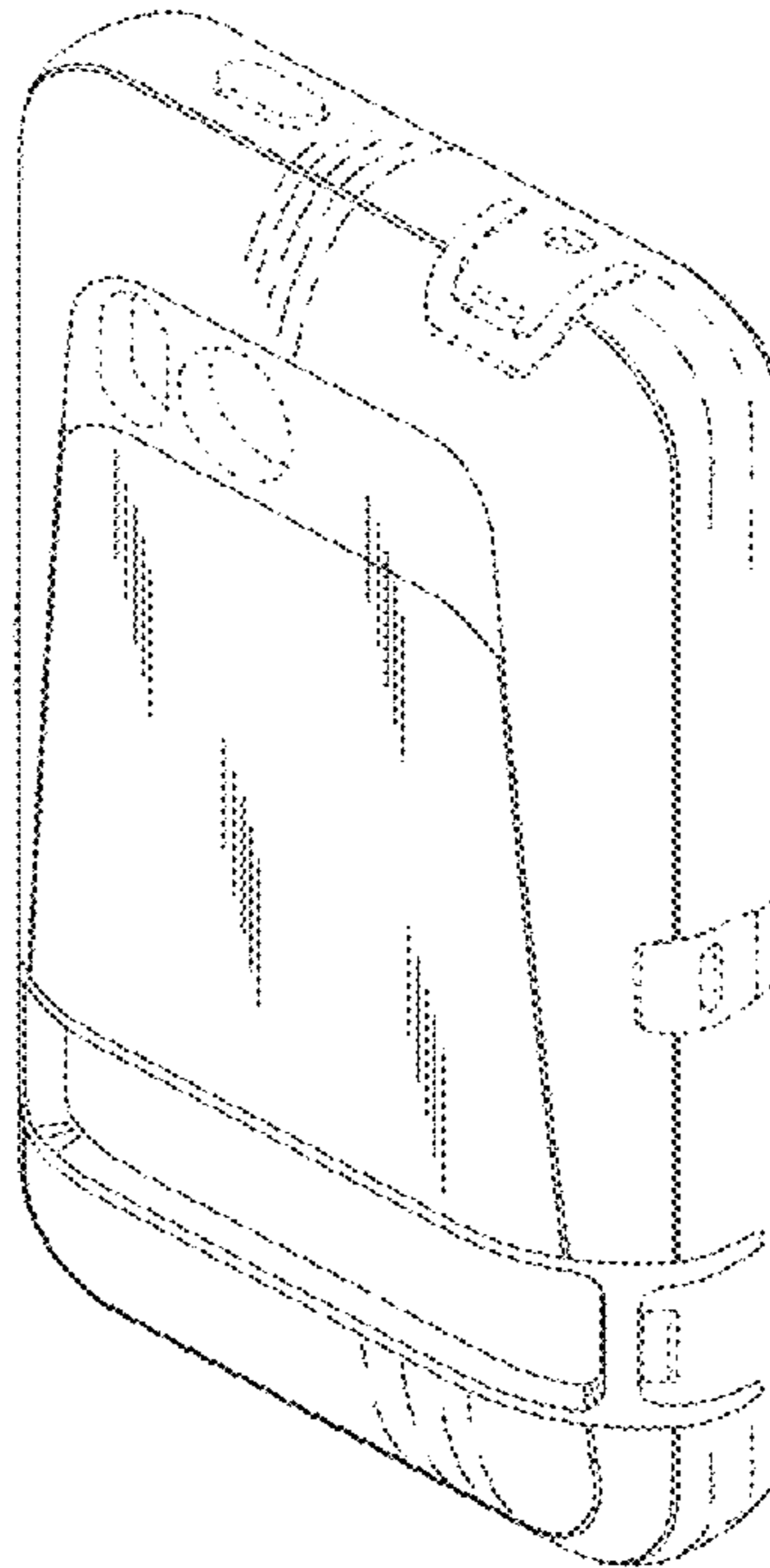
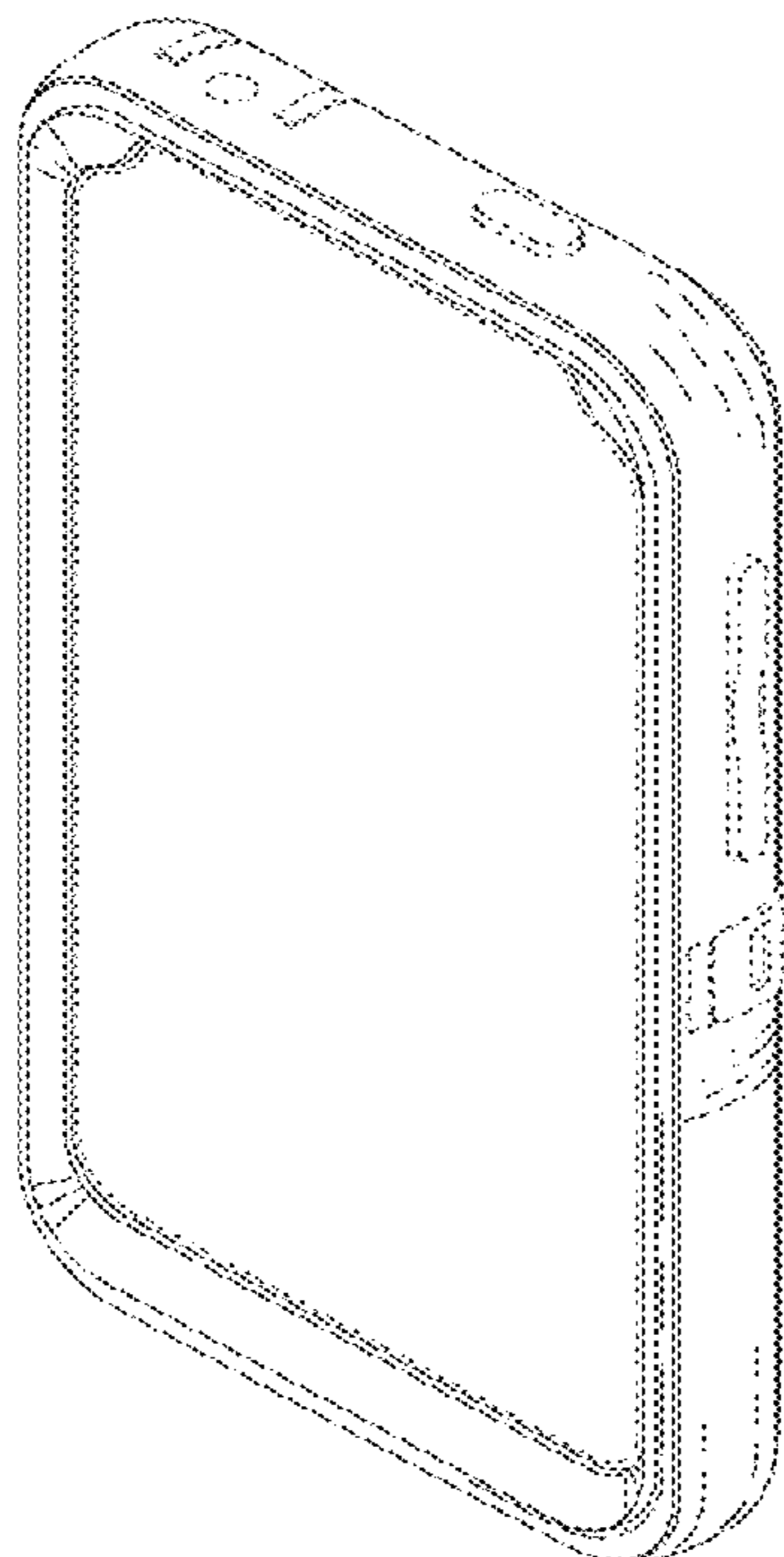
FIG. 4 is a rear view thereof;

FIG. 5 is a left view thereof; and,

FIG. 6 is a right view thereof.

The broken line perimeter of the large unshaded rectangular region on the front of the case in FIGS. 1 and 3 represents a boundary of the claimed design. All other broken lines depict unclaimed environment. The broken lines and unshaded regions bounded by broken lines form no part of the claimed design.

1 Claim, 5 Drawing Sheets



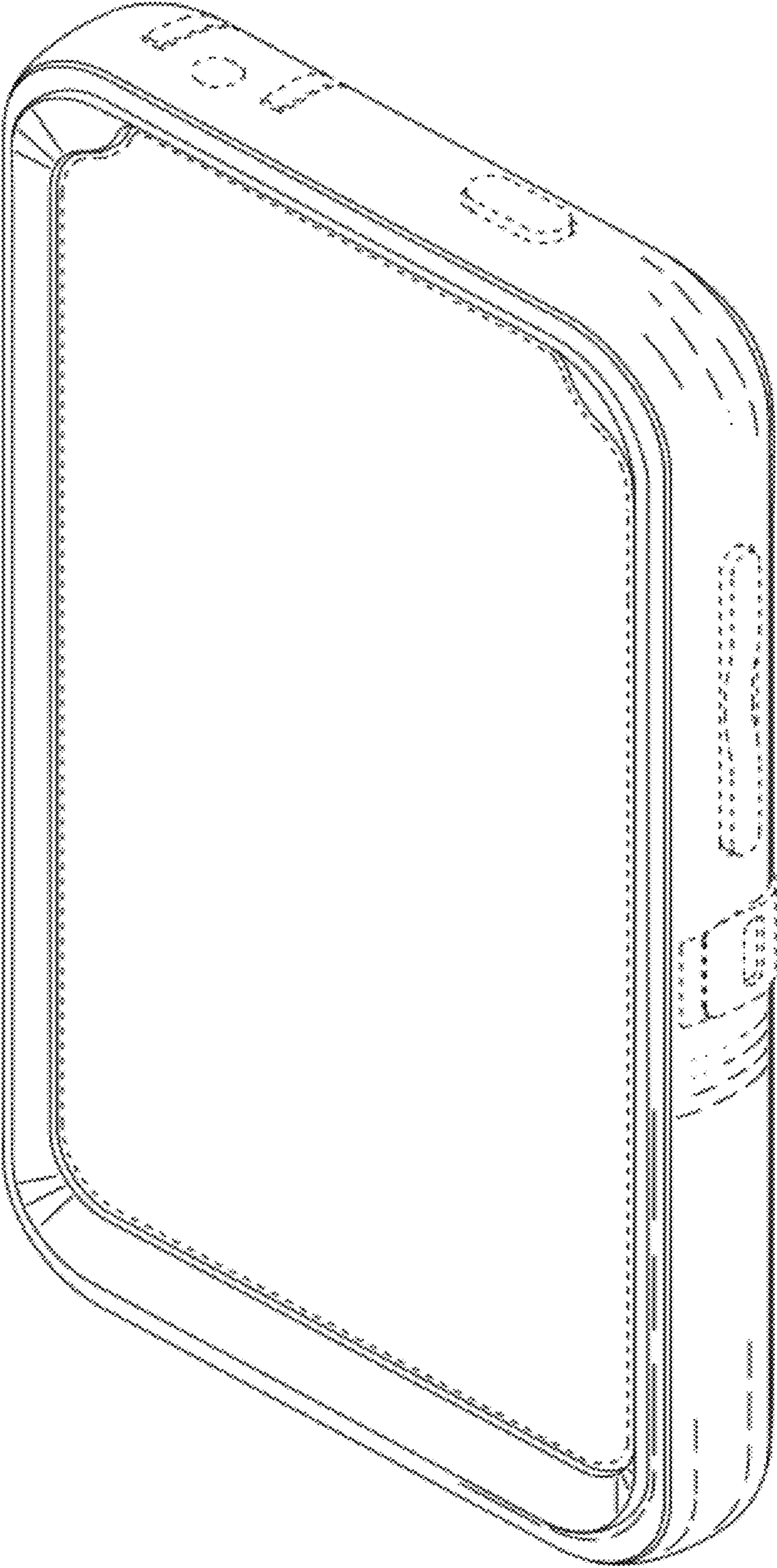


FIG. 1

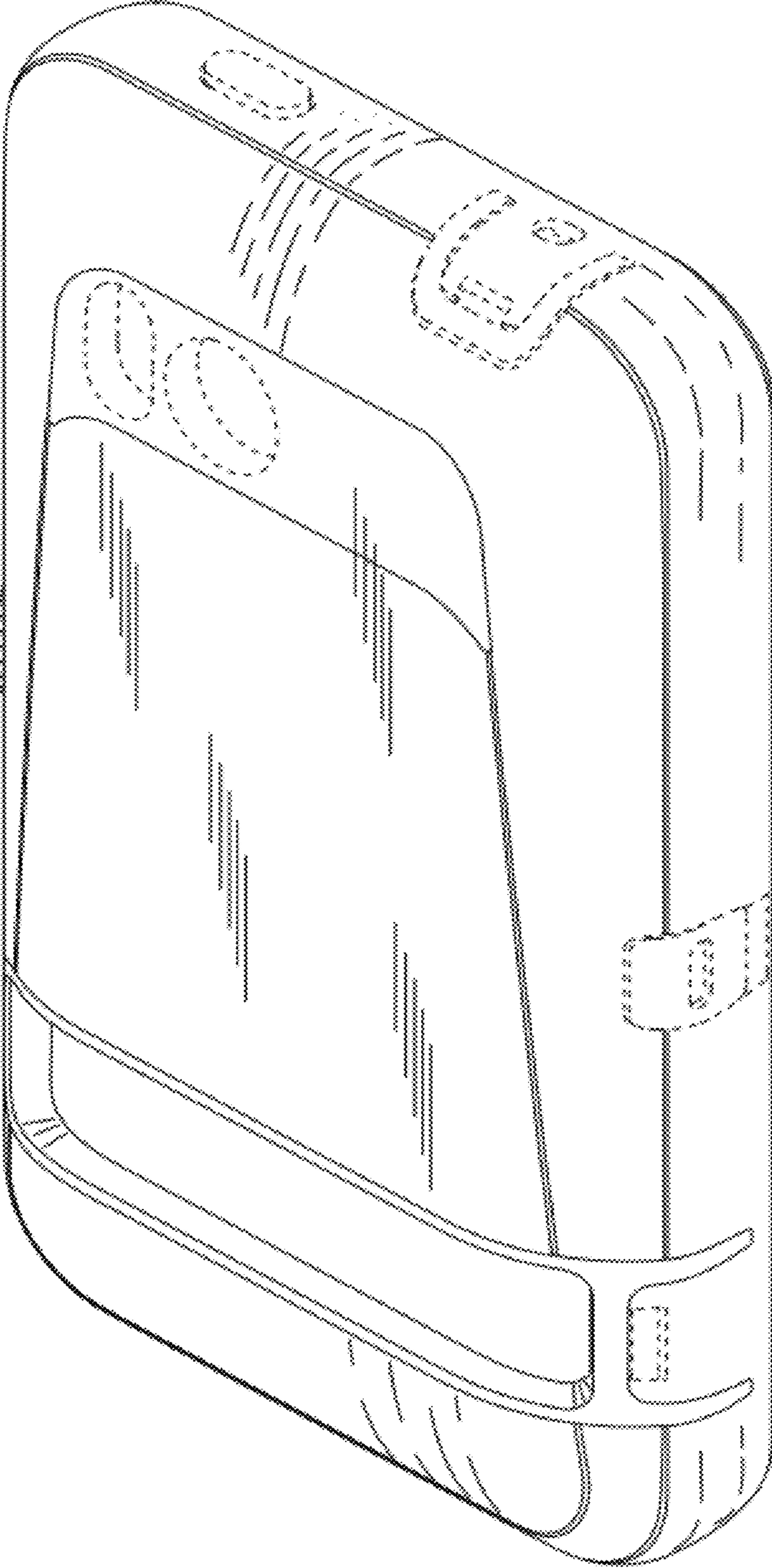


FIG. 2




FIG. 3

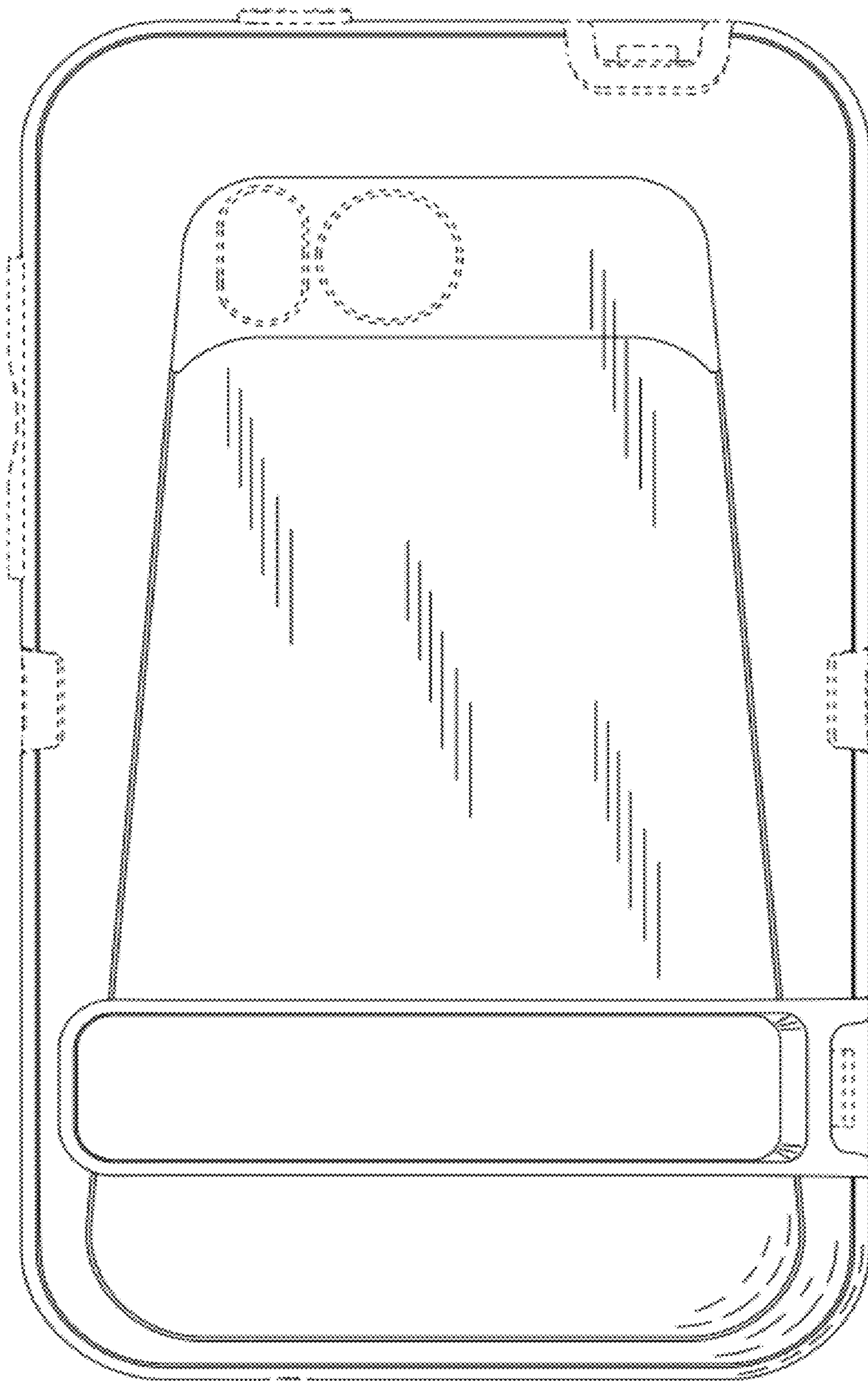


FIG. 4

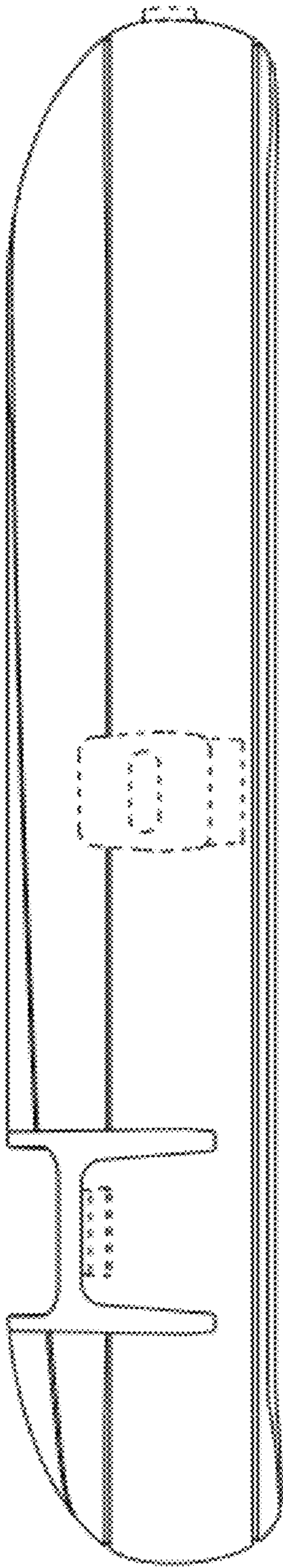


FIG. 5

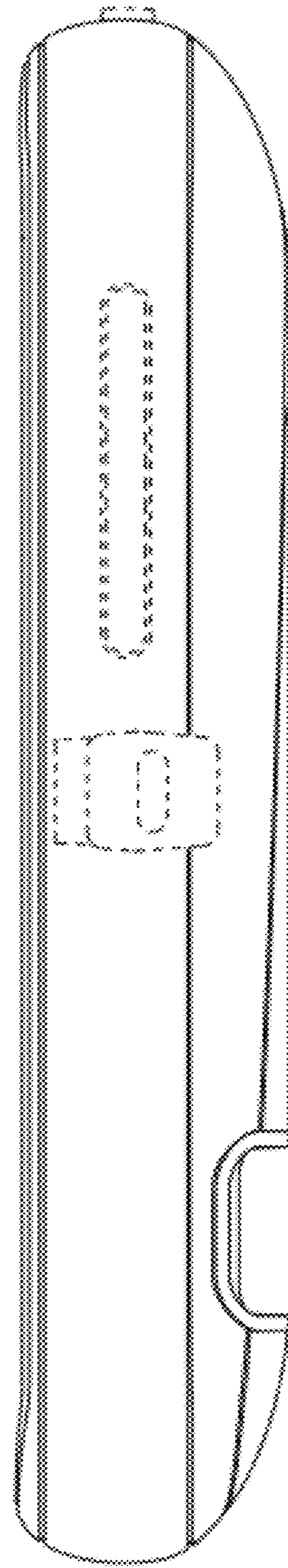


FIG. 6