



US00D676033S

(12) **United States Design Patent**
Rothbaum et al.

(10) **Patent No.:** **US D676,033 S**

(45) **Date of Patent:** **** *Feb. 12, 2013**

(54) **CASE WITH METAL BACK FOR A CORD MANAGEMENT SYSTEM**

(75) Inventors: **Wayne Philip Rothbaum**, New York, NY (US); **Allison S. Conner**, Brooklyn, NY (US); **Robert B. Curtis**, New York, NY (US); **Jonas K. Damon**, New York, NY (US); **Daniel A. Sanchez**, Brooklyn, NY (US)

(73) Assignee: **CJD LLC**, New York, NY (US)

(*) Notice: This patent is subject to a terminal disclaimer.

(**) Term: **14 Years**

(21) Appl. No.: **29/376,041**

(22) Filed: **Sep. 30, 2010**

Related U.S. Application Data

(63) Continuation-in-part of application No. 29/375,648, filed on Sep. 24, 2010, now Pat. No. Des. 647,519.

(51) **LOC (9) Cl.** **14-03**

(52) **U.S. Cl.** **D14/250**

(58) **Field of Classification Search** D3/201, D3/215, 218, 269, 273, 294; D14/140, 142, D14/203.3, 217, 218, 240, 242, 250-253, D14/299, 358, 440, 450; D13/103, 107, D13/108.119; 220/4.02; 224/119, 191, 240, 224/241, 245, 682, 683; 248/309.1; 361/679.3, 361/679.56; 379/454, 455; 455/575.1, 575.6, 455/575.7, 575.8, 575.9; 190/100; 206/305, 206/320


See application file for complete search history.

(56) **References Cited**

U.S. PATENT DOCUMENTS

D364,850 S 12/1995 Estrada et al.
D384,942 S 10/1997 Vinuela
D396,882 S 8/1998 Neal, Jr.
D461,477 S 8/2002 Pentz

D467,247 S 12/2002 Pentz
D513,617 S 1/2006 Tierney
D525,986 S 8/2006 Kim
D539,277 S 3/2007 Okada et al.
D556,681 S 12/2007 Kim
D574,819 S 8/2008 Andre et al.
D575,056 S 8/2008 Tan D3/218
D581,151 S 11/2008 Aipa
D582,149 S 12/2008 Tan D3/218
D582,405 S 12/2008 Andre et al. D14/250
D584,738 S 1/2009 Kim et al.
D586,805 S 2/2009 Shi
D587,267 S 2/2009 Wang D14/356
D597,515 S 8/2009 Kim D14/138 AD
D598,887 S 8/2009 Xiao et al. D14/138 AA
D603,603 S 11/2009 Laine et al.
7,612,997 B1 11/2009 Diebel et al. 361/679.56
D606,751 S 12/2009 Andre et al.
D608,772 S 1/2010 Du et al.
D609,463 S 2/2010 Bullen
D610,807 S 3/2010 Bau
D613,722 S 4/2010 Kaneta D14/138 G
D615,077 S 5/2010 Richardson et al. D14/250
D615,078 S 5/2010 Bradley
D615,526 S 5/2010 Andre et al.
D615,536 S 5/2010 Richardson et al.
D616,361 S 5/2010 Huang
D617,784 S 6/2010 Richardson et al. D14/250
D618,230 S 6/2010 Brown et al. D14/250
D619,130 S 7/2010 Fellig
D619,361 S 7/2010 Andre et al.
D619,574 S 7/2010 Richardson et al. D14/250
D620,000 S 7/2010 Bau
D621,821 S 8/2010 Richardson et al.
D622,716 S 8/2010 Andre et al. D14/250
7,782,610 B2 8/2010 Diebel et al. 361/679.56
D623,180 S 9/2010 Diebel D14/250
D623,640 S 9/2010 Freeman D14/250
D624,064 S 9/2010 Esposito D14/250
D624,065 S 9/2010 Bosch et al.
D624,304 S 9/2010 Danze et al.
D624,532 S 9/2010 Huskinson D14/250
D624,533 S 9/2010 Richardson et al. D14/250
D624,908 S 10/2010 Huskinson D14/250
D624,909 S 10/2010 Huskinson D14/250
D626,119 S 10/2010 Fellig D14/250
D626,538 S 11/2010 Brown et al.
D626,539 S 11/2010 Brown et al.
D626,746 S 11/2010 Roman
D626,936 S 11/2010 Yeo et al.
D627,755 S 11/2010 Yang
D627,771 S 11/2010 Smith et al.
D627,778 S 11/2010 Akana et al.



D628,374 S	12/2010	Lee et al.	
D628,994 S	12/2010	Griffin, Jr. et al.	
D629,786 S	12/2010	Andre et al.	
D630,614 S	1/2011	Lee	
D633,885 S	3/2011	Kim	
D636,659 S	4/2011	Rothbaum	
D637,590 S	5/2011	Michie et al.	
D637,592 S	5/2011	Magness et al.	
D638,005 S	5/2011	Richardson et al.	
D638,006 S	5/2011	Chang	
D640,246 S	6/2011	Liu et al.	
D641,345 S	7/2011	Gonzalez	
D641,348 S	7/2011	Kim et al.	
D642,169 S	7/2011	Andre et al.	
D642,170 S	7/2011	Johnson et al.	
D643,029 S	8/2011	Feng	
D645,333 S	9/2011	Rothbaum et al.	
D646,266 S	10/2011	Kim et al.	
D647,519 S	* 10/2011	Rothbaum et al.	D14/250
D652,829 S	1/2012	Kim et al.	
D654,490 S	2/2012	Weller et al.	
D654,931 S	2/2012	Lemelman et al.	
2002/0073516 A1	6/2002	Behar	24/306
2007/0023559 A1	2/2007	Scapillato et al.	242/400.1
2007/0099681 A1	5/2007	Kielland	455/575.1
2007/0165371 A1	7/2007	Brandenburg	361/683
2009/0114556 A1	5/2009	Tai et al.	
2010/0203931 A1	8/2010	Hynecek et al.	
2010/0300909 A1	12/2010	Hung	
2011/0253571 A1	10/2011	Rothbaum	

OTHER PUBLICATIONS

Apple iPhone 4 Bumper—White, Apple Store, <http://store.apple.com/us/product/MC668ZM/B>, 2010, 2 pages.

gizmodo.com, *Metal iPhone 4 Cover Protects Your iPhone 4 Without the Bulk of a Case*, gizmodo.com/5666388/metal-iphone-4-cover-protects-your-iphon . . . downloaded Oct. 22, 2010, 2 pages.

Whitson, G., “Gizmodo, Metal iPhone 4 Cover Protects Your iPhone 4 Without the Bulk of a Case,” <http://lifelifehacker.com>, Oct. 18, 2010, 1 page.

Whitson, G., “Metal iPhone 4 Cover Protects Your iPhone 4 Without the Bulk of a Case,” <http://lifelifehacker.com/5666069/metal-iphone-4-cover-protects-your-iphone-4-without-the-bulk-of-a-case>, Oct. 17, 2010, 3 pages.

Guy, N., “2012 iPhone + iPod Buyers’ Guide, Apple iPhone 4 Bumpers,” <http://www.ilououng.com/index.php/reviews/entry/apple-iphone-4-bumper>, Mar. 9, 2011, 16 pages.

Wayne Philip Rothbaum, U.S. Appl. No. 29/375,648, filed Sep. 24, 2010, Notice of Allowance and Fees Due, Date Mailed Jul. 18, 2011, 2 pages.

Wayne Philip Rothbaum, U.S. Appl. No. 29/385,172, filed Feb. 9, 2011, Final Office Action, Notification Date Sep. 6, 2011, 11 pages.

Wayne Philip Rothbaum, U.S. Appl. No. 29/385,174, filed Feb. 9, 2011, Office Action, Notification Date Sep. 2, 2011, 13 pages.

Replacement Polished Stainless Steel Back Cover w/ Metal Tabs for Apple iPhone 4, <http://cnn.cshop/replacement-polished-stainless-steel-back-cover-metal-tabs-apple-iphone-4-hexagonal>, retrieved Jul. 1, 2011, 2 pages.

Rothbaum, Notice of Allowance, U.S. Appl. No. 29/378,118, Jul. 5, 2012, 8 pgs.

Rothbaum, Notice of Allowance, U.S. Appl. No. 29/376,430, Jul. 5, 2012, 8 pgs.

Rothbaum, Notice of Allowance, U.S. Appl. No. 29/382,637, Jul. 18, 2012, 8 pgs.

Rothbaum, Office Action, U.S. Appl. No. 29/378,110, Aug. 6, 2012, 9 pgs.

Blaze Series Metal iPhone 4/4S Case White, Jul. 26, 2012, 1 pg.

CJD LLC, Office Action, Canadian 139808, Mar. 5, 2012, 2 pgs.

CJD LLC, Office Action, Canadian 139808, Dec. 16, 2011, 1 pg.

iLounge Review of Apple iPhone 4 Bumpers, www.iloung.com/index.php/reviews/entry/apple-iphone-4-bumper, retrieved Jul. 1, 2011, 9 pgs.

Rothbaum, Notice of Allowance, U.S. Appl. No. 29/377,921, Jul. 9, 2012, 8 pgs.

Rothbaum, Notice of Allowance, U.S. Appl. No. 29/375,649, Jun. 12, 2012, 7 pgs.

Rothbaum, Notice of Allowance, U.S. Appl. No. 29/375,651, Jun. 6, 2012, 7 pgs.

Rothbaum, Notice of Allowance, U.S. Appl. No. 29/376,428, Jul. 12, 2012, 8 pgs.

Rothbaum, Notice of Allowance, U.S. Appl. No. 29/376,527, Apr. 8, 2011, 8 pgs.

Rothbaum, Notice of Allowance, U.S. Appl. No. 29/377,918, Jul. 9, 2012, 8 pgs.

Rothbaum, Notice of Allowance, U.S. Appl. No. 29/377,919, Jul. 16, 2012, 8 pgs.

Rothbaum, Notice of Allowance, U.S. Appl. No. 29/378,119, Jul. 9, 2012, 8 pgs.

Rothbaum, Office Action, U.S. Appl. No. 29/385,172, May 16, 2012, 6 pgs.

Rothbaum, Office Action, U.S. Appl. No. 29/385,174, Feb. 10, 2012, 7 pgs.

Rothbaum, Office Action, U.S. Appl. No. 29/385,175, Sep. 16, 2011, 12 pgs.

* cited by examiner

Primary Examiner — Raphael Barkai

Assistant Examiner — Randall Gholson

(74) Attorney, Agent, or Firm — Morgan, Lewis & Bockius LLP

(57)

CLAIM

An ornamental design for a case with metal back for a cord management system, as shown and described.

DESCRIPTION

FIG. 1 is a perspective view of an embodiment of our new design of a case with metal back for a cord management system;

FIG. 2 is a perspective view of another embodiment of our new design of a case with metal back for a cord management system;

FIG. 3 is a perspective view of yet another embodiment of our new design of a case with metal back for a cord management system;

FIG. 4 is a first side view of the embodiment of FIG. 1;

FIG. 5 is a first side view of the embodiments of FIGS. 2 and 3;

FIG. 6 is a second side view of embodiment of FIG. 1;

FIG. 7 is a second side view of the embodiments of FIGS. 2 and 3;

FIG. 8 is a third side view of the embodiment of FIG. 1;

FIG. 9 is a third side view of the embodiment of FIG. 2;

FIG. 10 is a third side view of the embodiments of FIG. 3;

FIG. 11 is a fourth side view of the embodiment of FIG. 1;

FIG. 12 is a fourth side view of the embodiment of FIG. 2;

FIG. 13 is a fourth side view of the embodiment of FIG. 3;

FIG. 14 is a back view of the embodiments of FIGS. 1 and 2;

FIG. 15 is a back view of the embodiment of FIG. 3;

FIG. 16 is a front perspective view of the embodiment of FIG. 1, provided for illustrative purposes;

FIG. 17 is a front view of the embodiments of FIGS. 1 and 2;

FIG. 18 is a front view of the embodiment of FIG. 3;

FIG. 19 is a front perspective view of the embodiment of FIG. 1, illustrating this embodiment used in conjunction with an object;

FIG. 20 is a back perspective view of the embodiment of FIG. 1, illustrating this embodiment used in conjunction with two objects;

FIG. 62 is a perspective view of the embodiment of FIG. 2, wherein portions of the case with metal back for a cord management system are purple;

FIG. 63 is a perspective view of the embodiment of FIG. 2, wherein portions of the case with metal back for a cord management system are white;

FIG. 64 is a perspective view of the embodiment of FIG. 2, wherein portions of the case with metal back for a cord management system are black (as shown by heavy cross-hatching);

FIG. 65 is a perspective view of the embodiment of FIG. 2, wherein portions of the case with metal back for a cord management system are gray;

FIG. 66 is a perspective view of the embodiment of FIG. 2, wherein portions of the case with metal back for a cord management system are pink;

FIG. 67 is a perspective view of the embodiment of FIG. 2, wherein portions of the case with metal back for a cord management system are silver;

FIG. 68 is a perspective view of the embodiment of FIG. 2, wherein portions of the case with metal back for a cord management system are red; and,

FIG. 69 is a perspective view of the embodiment of FIG. 2, wherein portions of the case with metal back for a cord management system are an unpainted metal such that its color is metallic natural-silver.

The broken lines showing elements of the case with metal back for cord management system in the above described Figures are for illustrative purposes only and form no part of the claimed design.

1 Claim, 63 Drawing Sheets




FIG. 1




FIG. 2




FIG. 3




FIG. 4

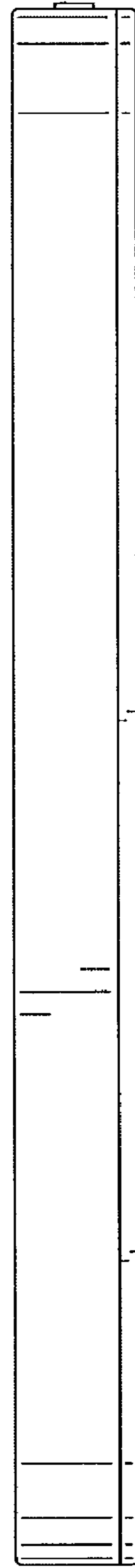


FIG. 5




FIG. 6




FIG. 7

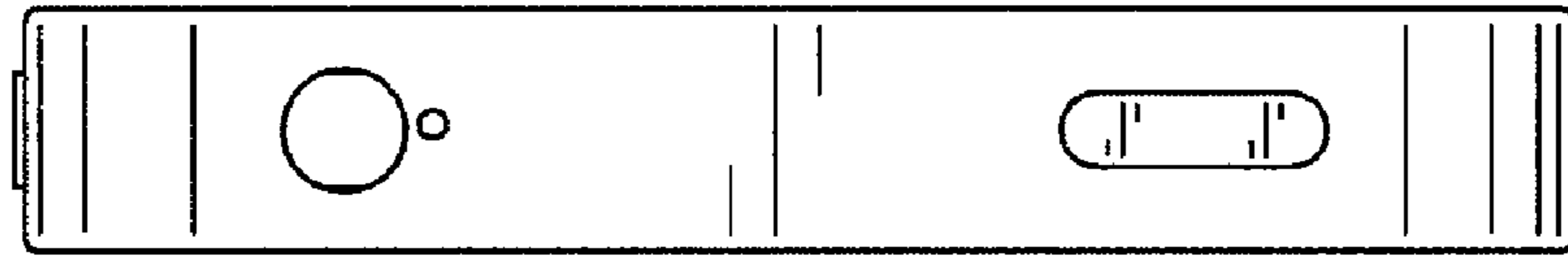


FIG. 8

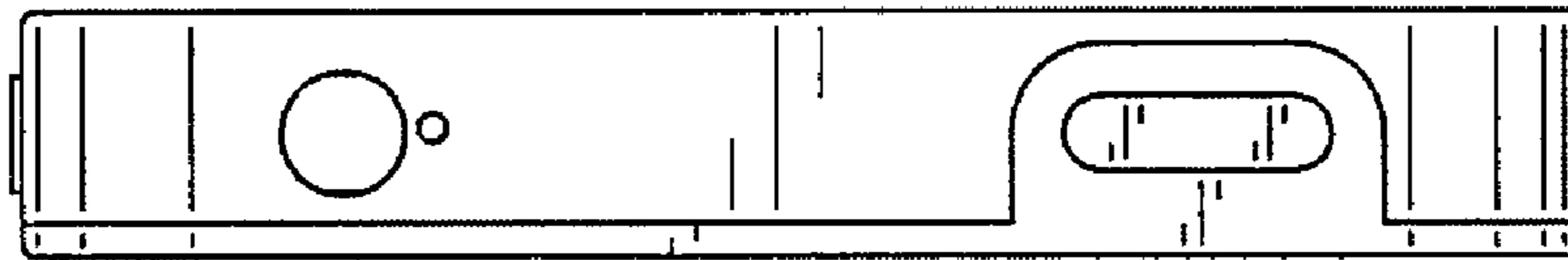


FIG. 9




FIG. 10



FIG. 11

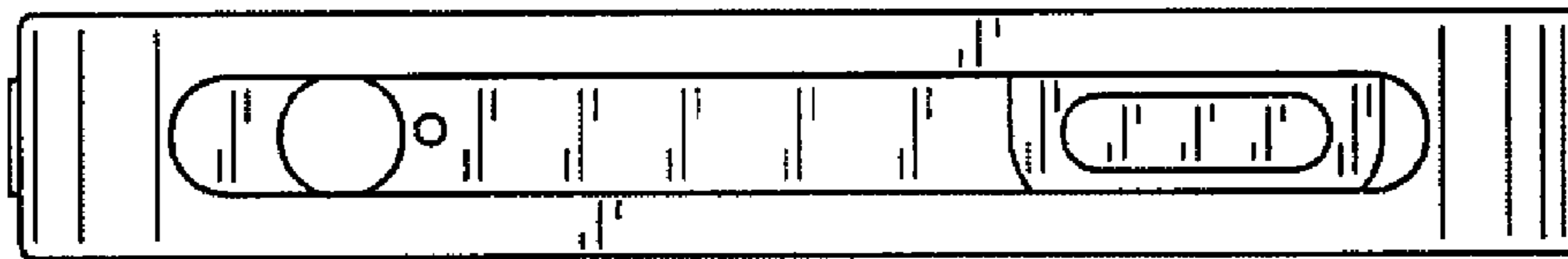


FIG. 12

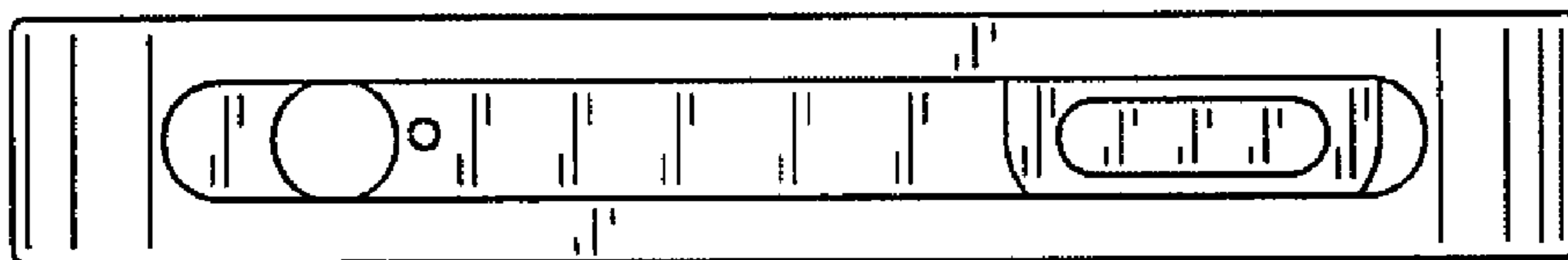


FIG. 13




FIG. 14




FIG. 15




FIG. 16




FIG. 17




FIG. 18

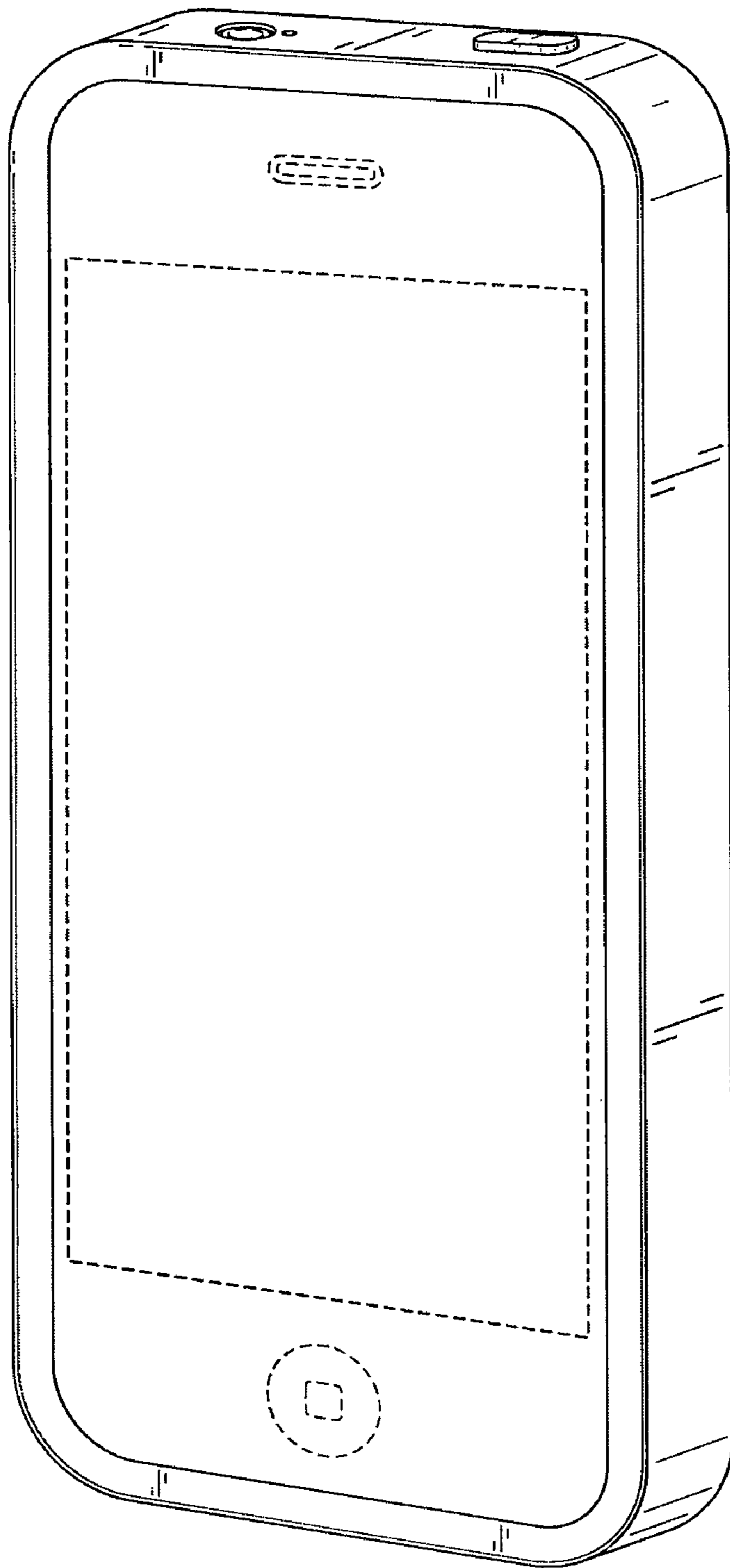


FIG. 19

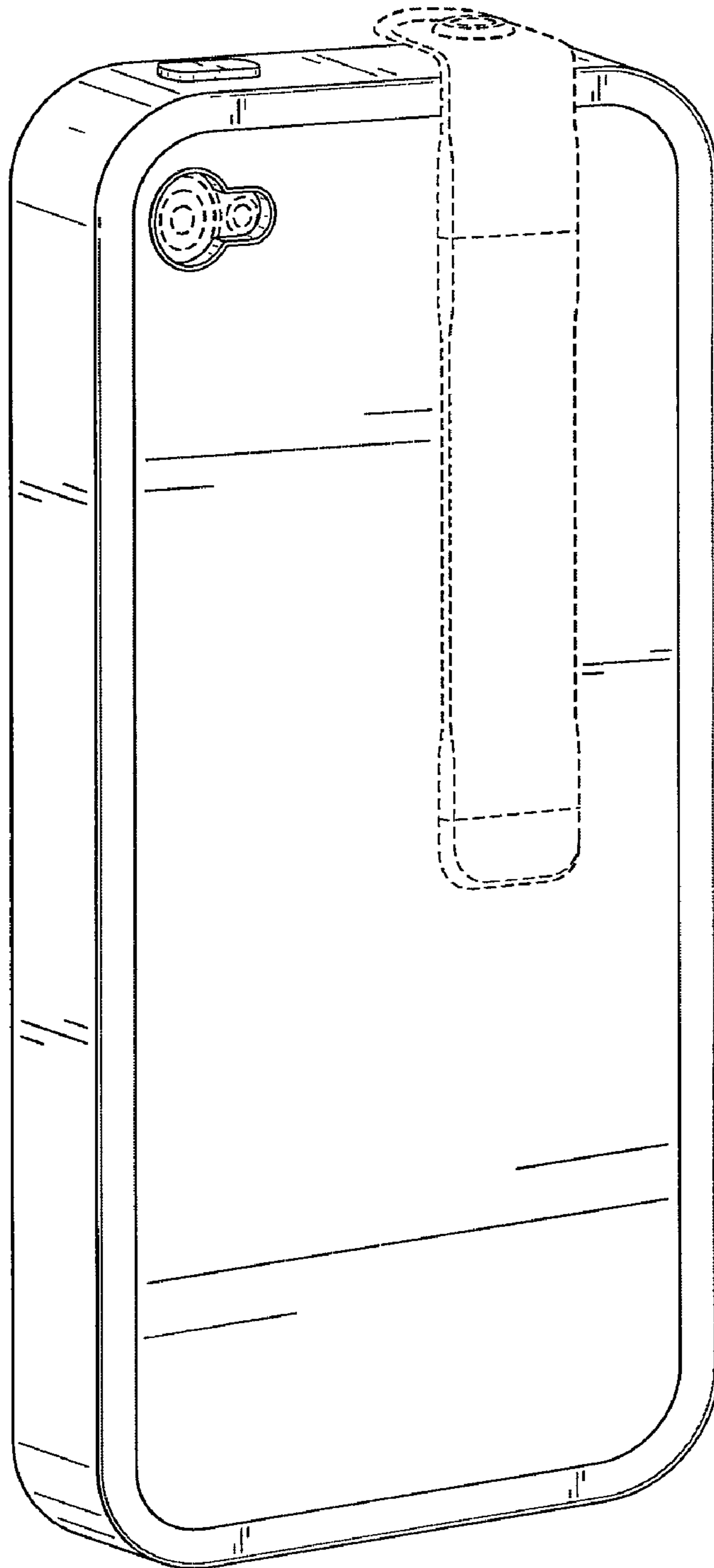


FIG. 20

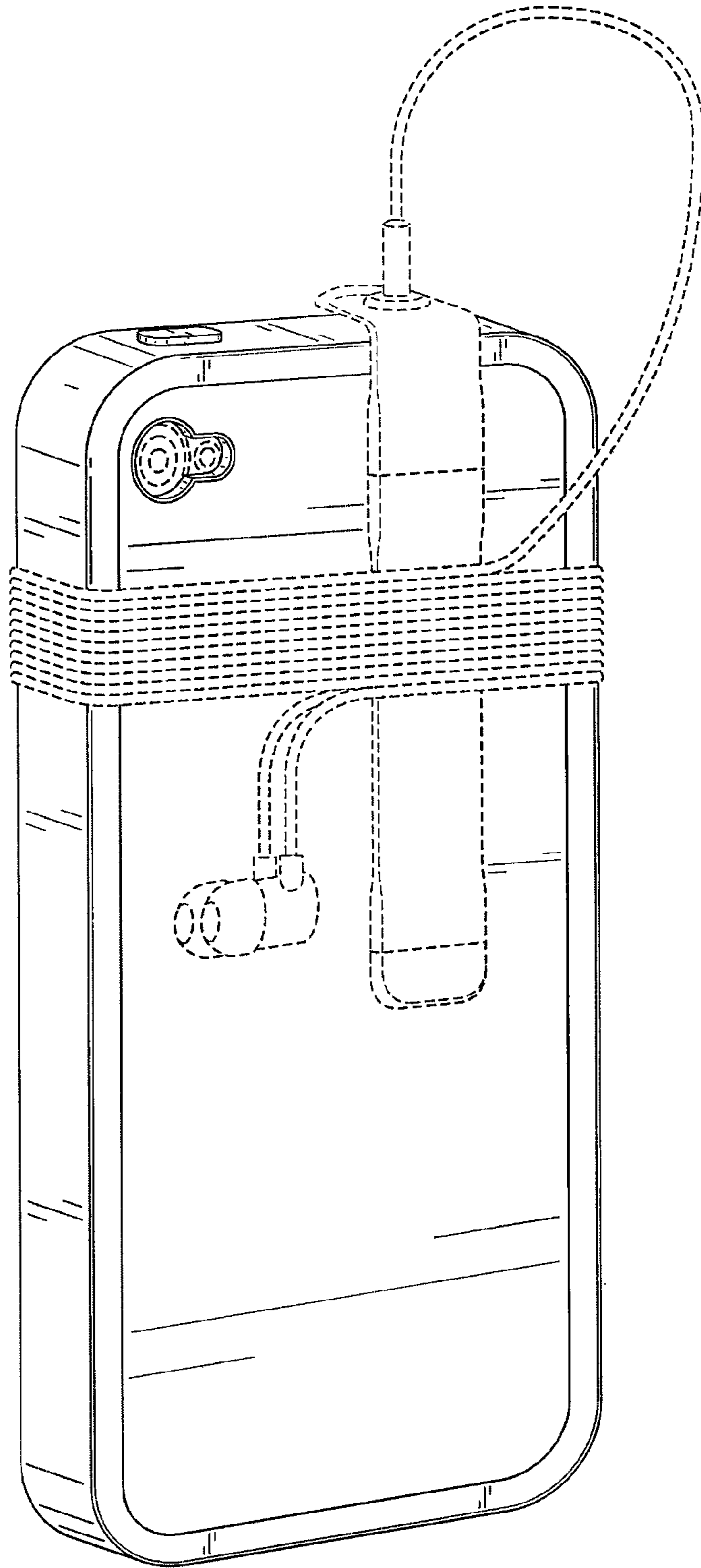


FIG. 21

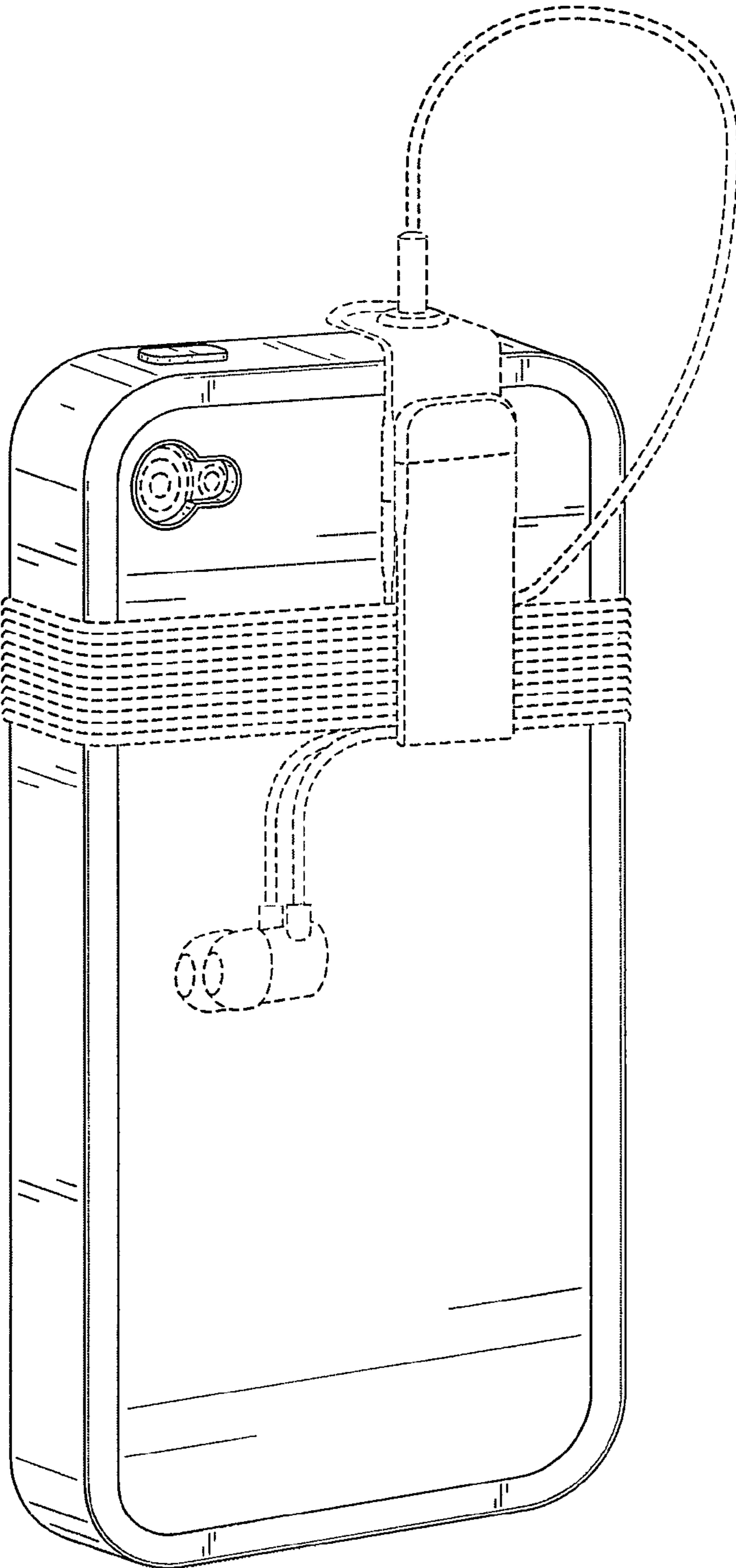


FIG. 22

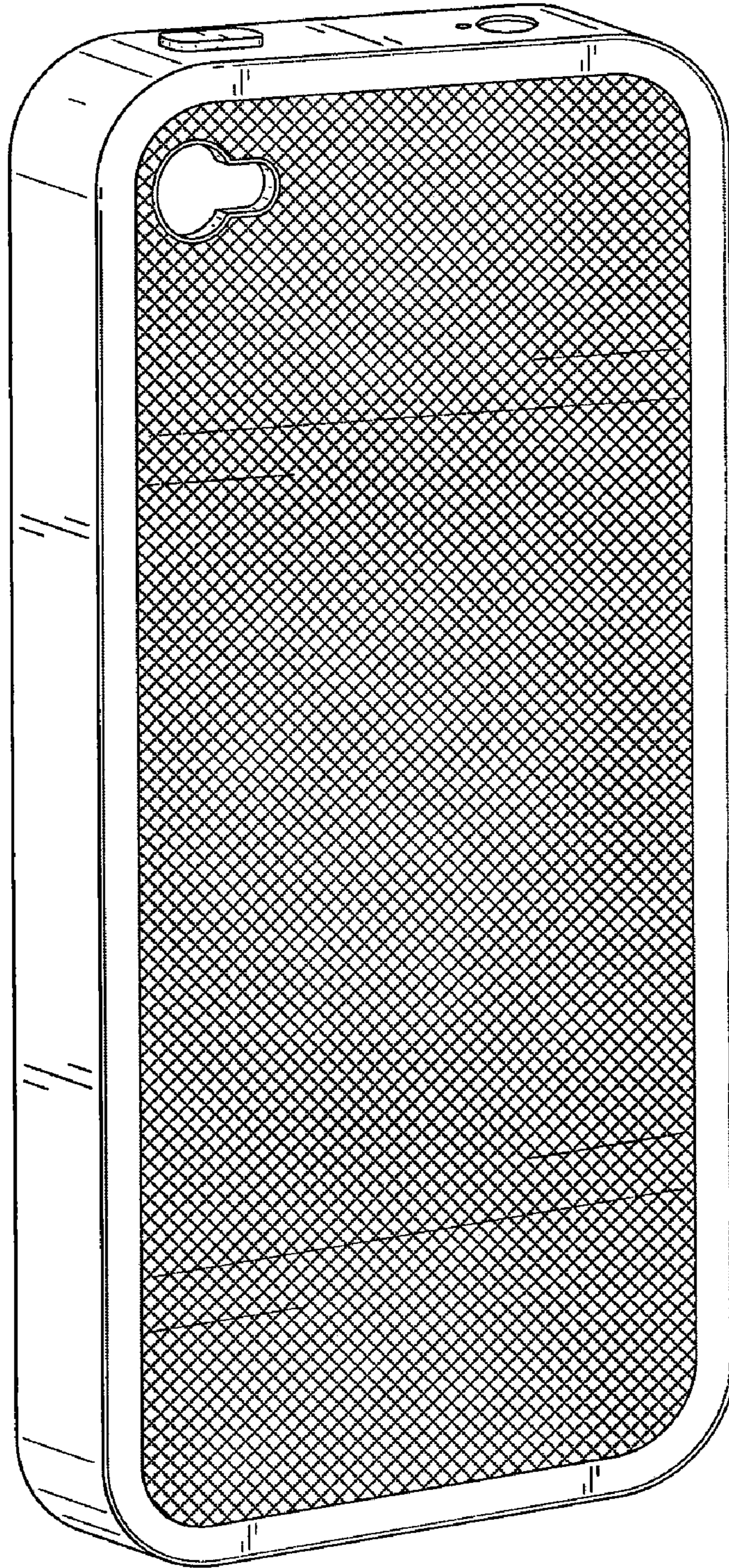


FIG. 23

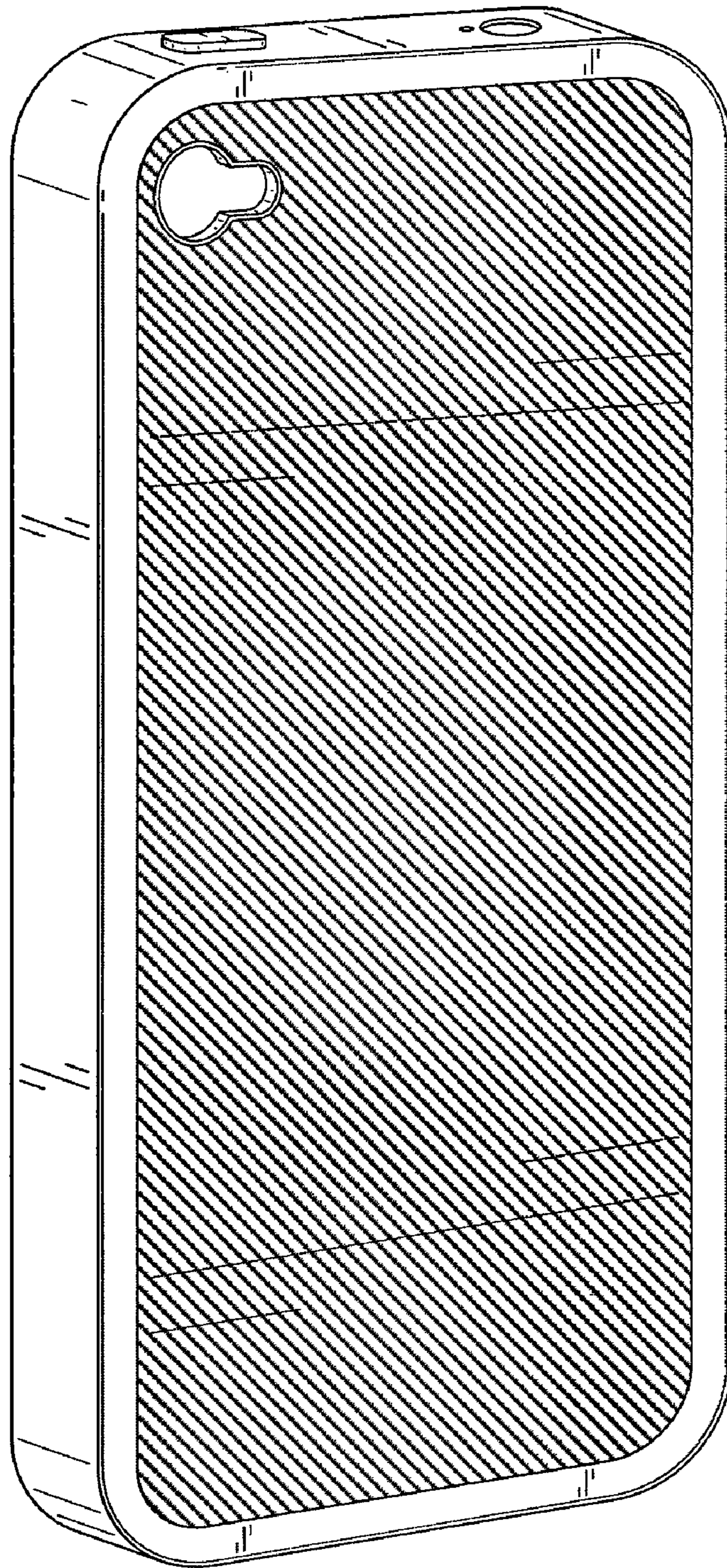


FIG. 24

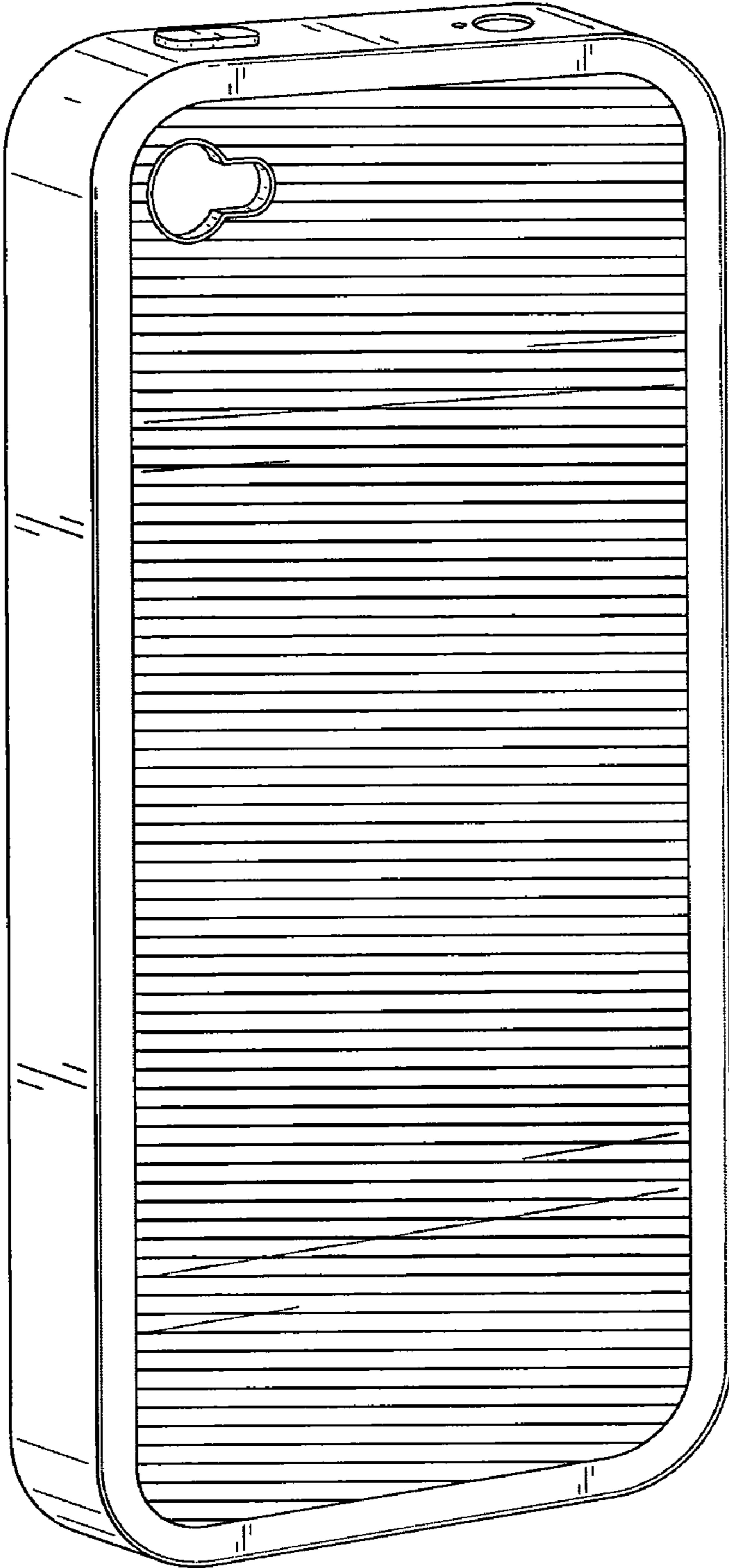


FIG. 25

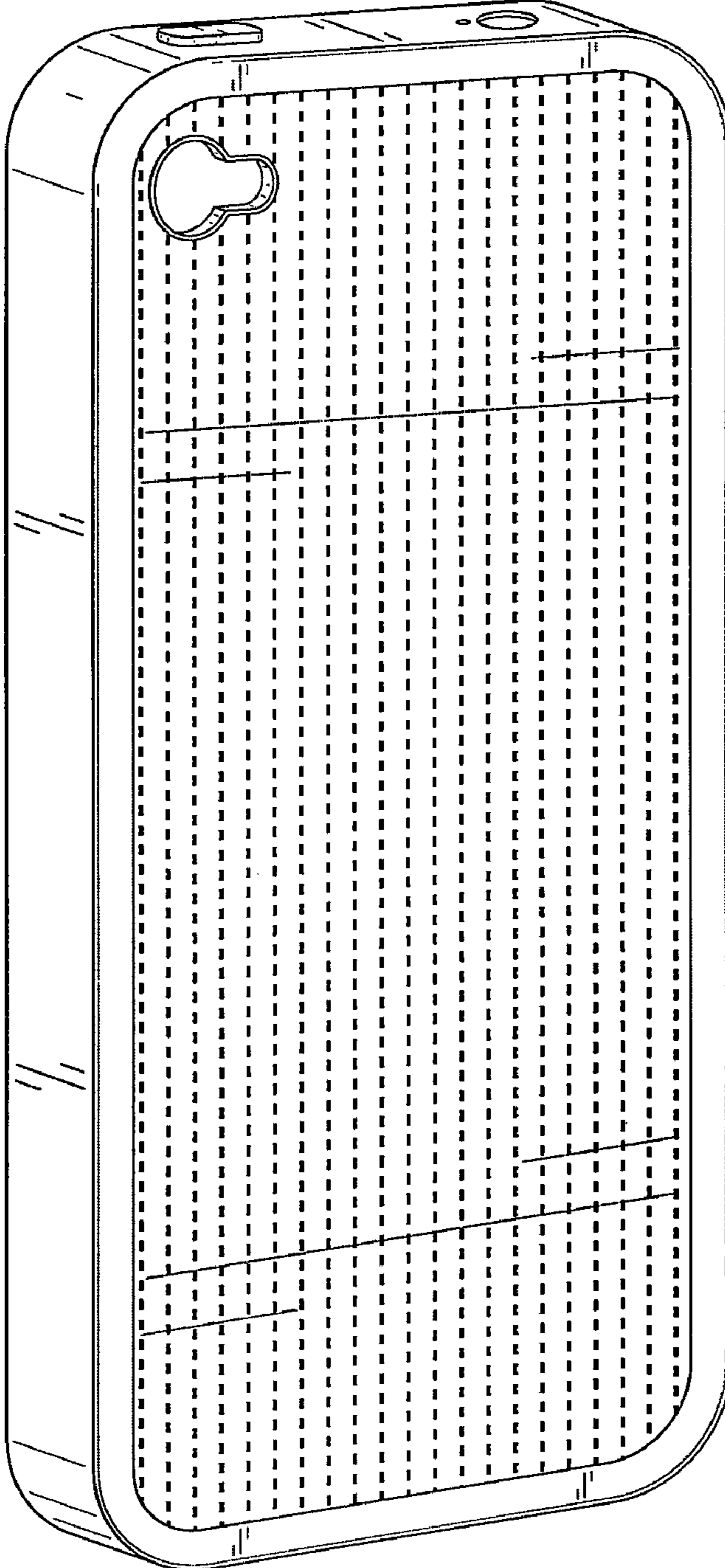


FIG. 26




FIG. 27

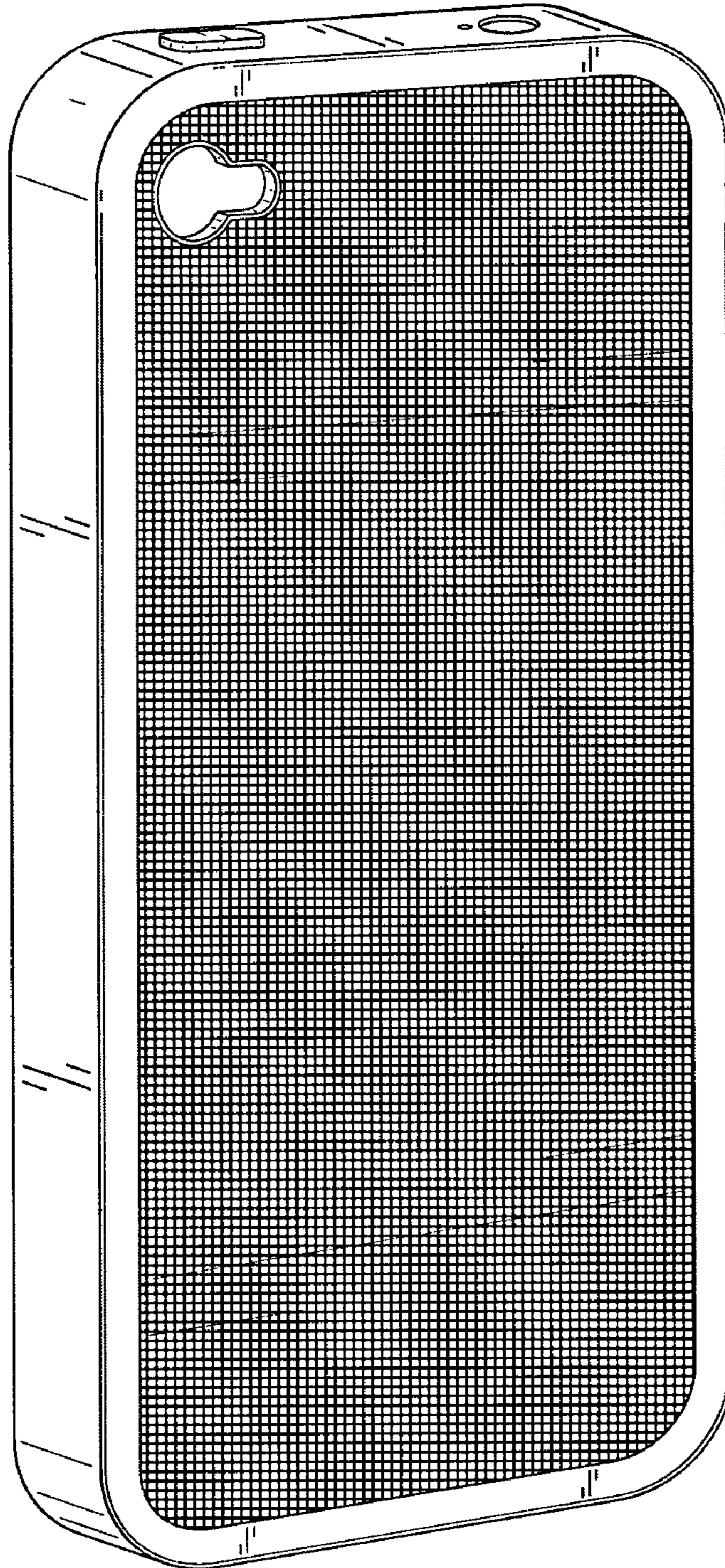


FIG. 28

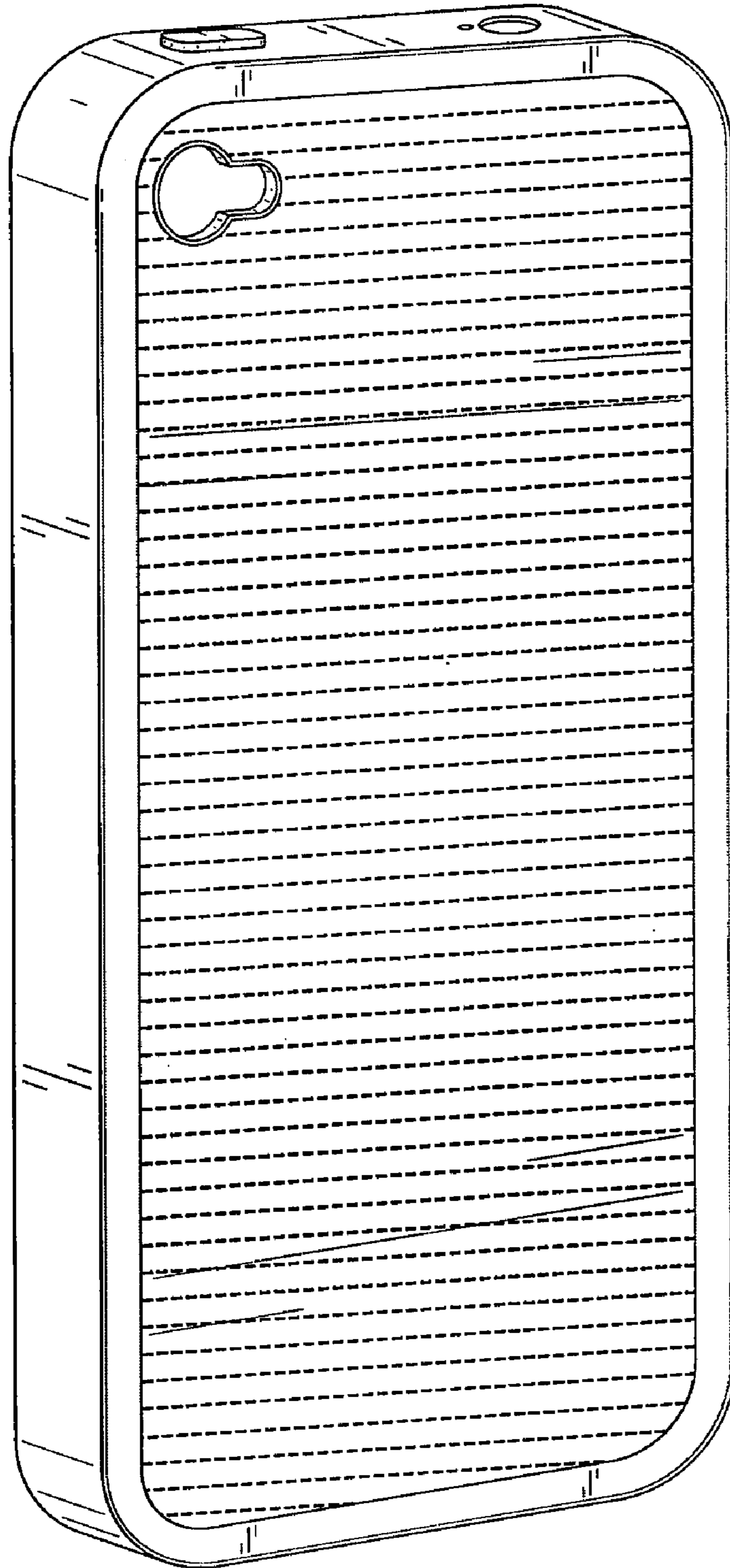


FIG. 29

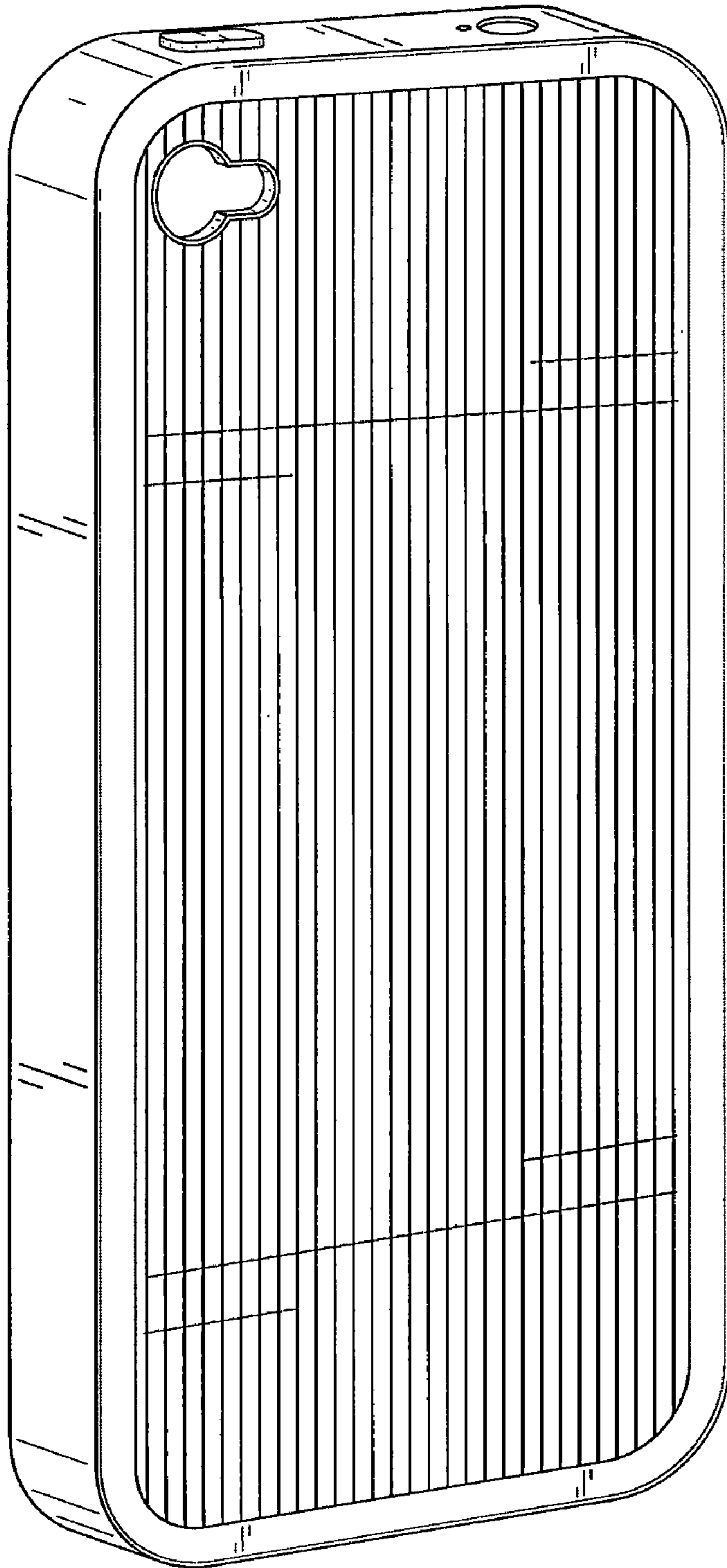


FIG. 30

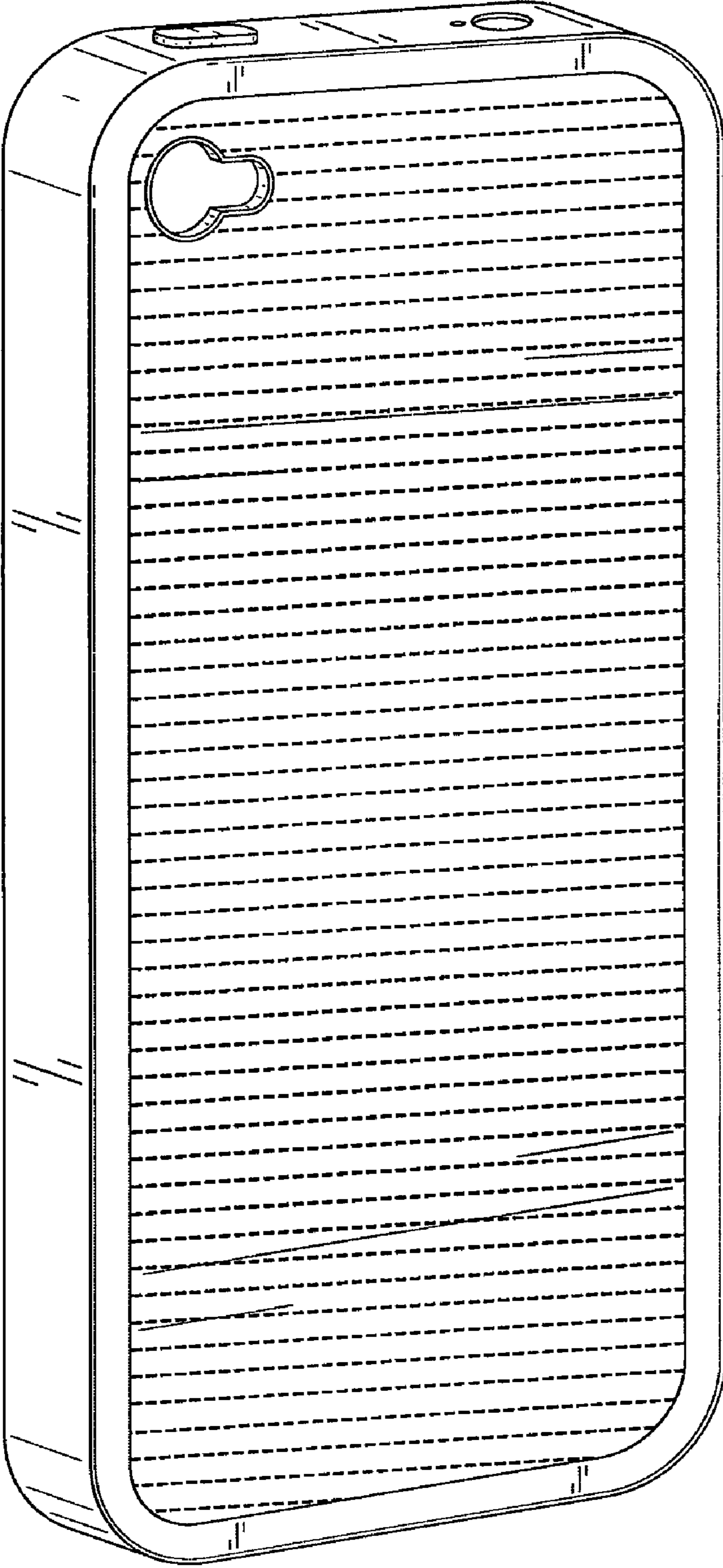


FIG. 31

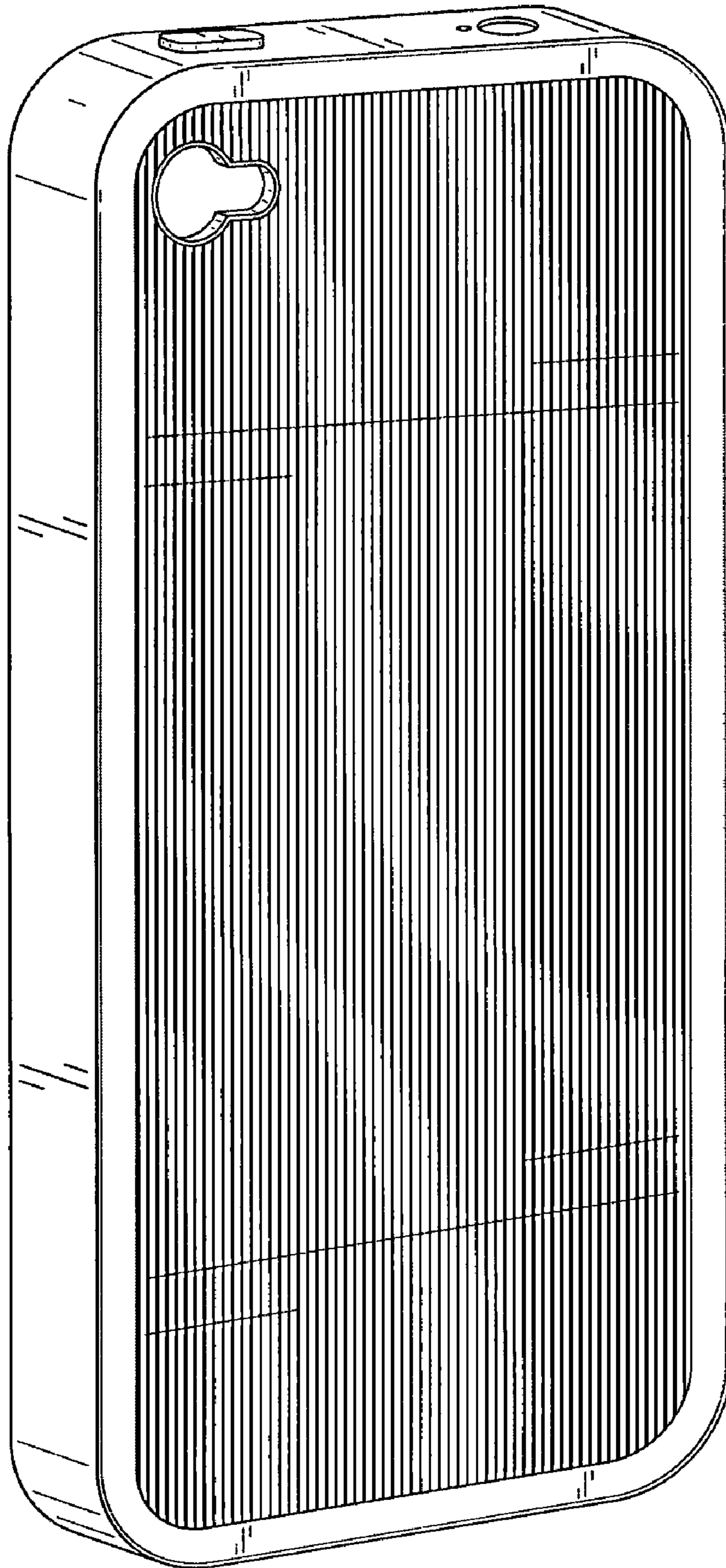


FIG. 32

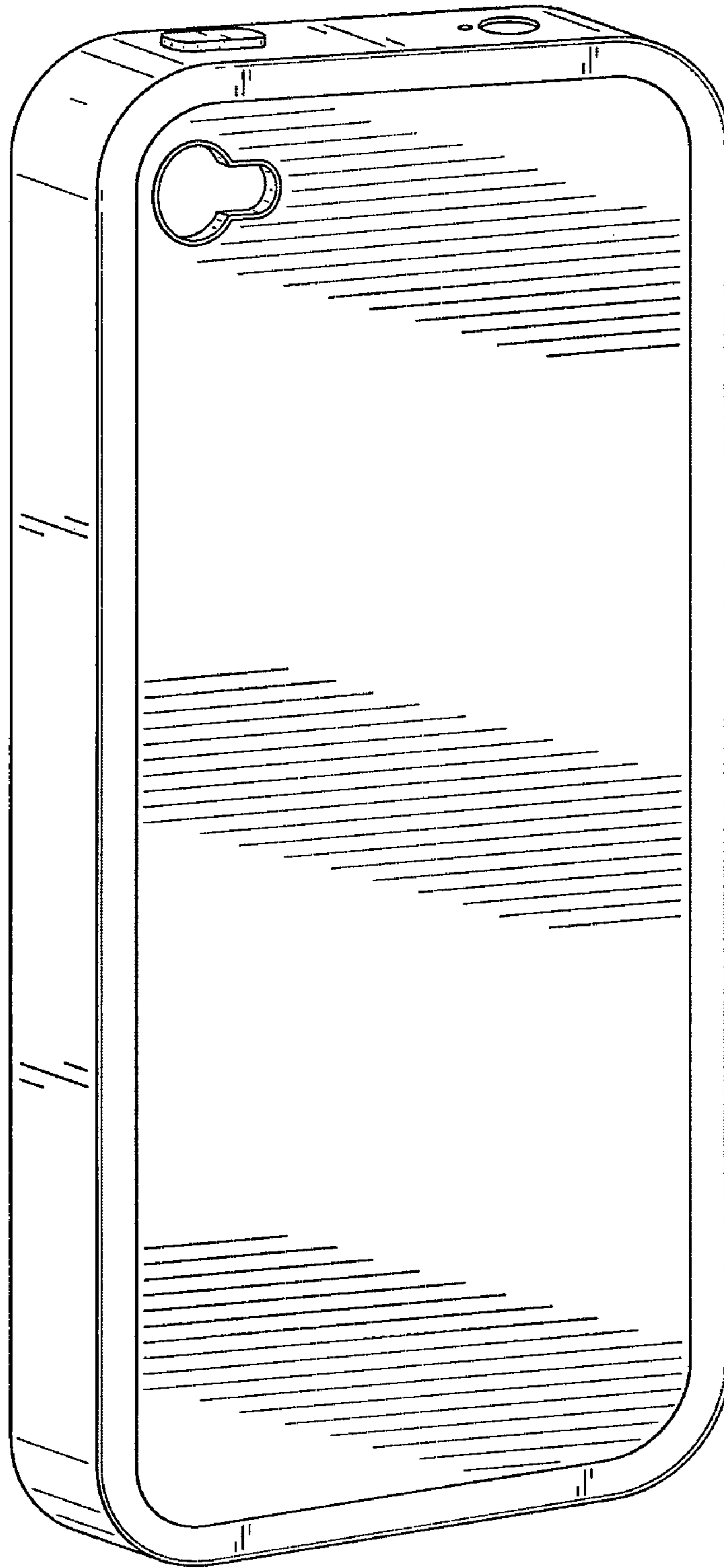


FIG. 33

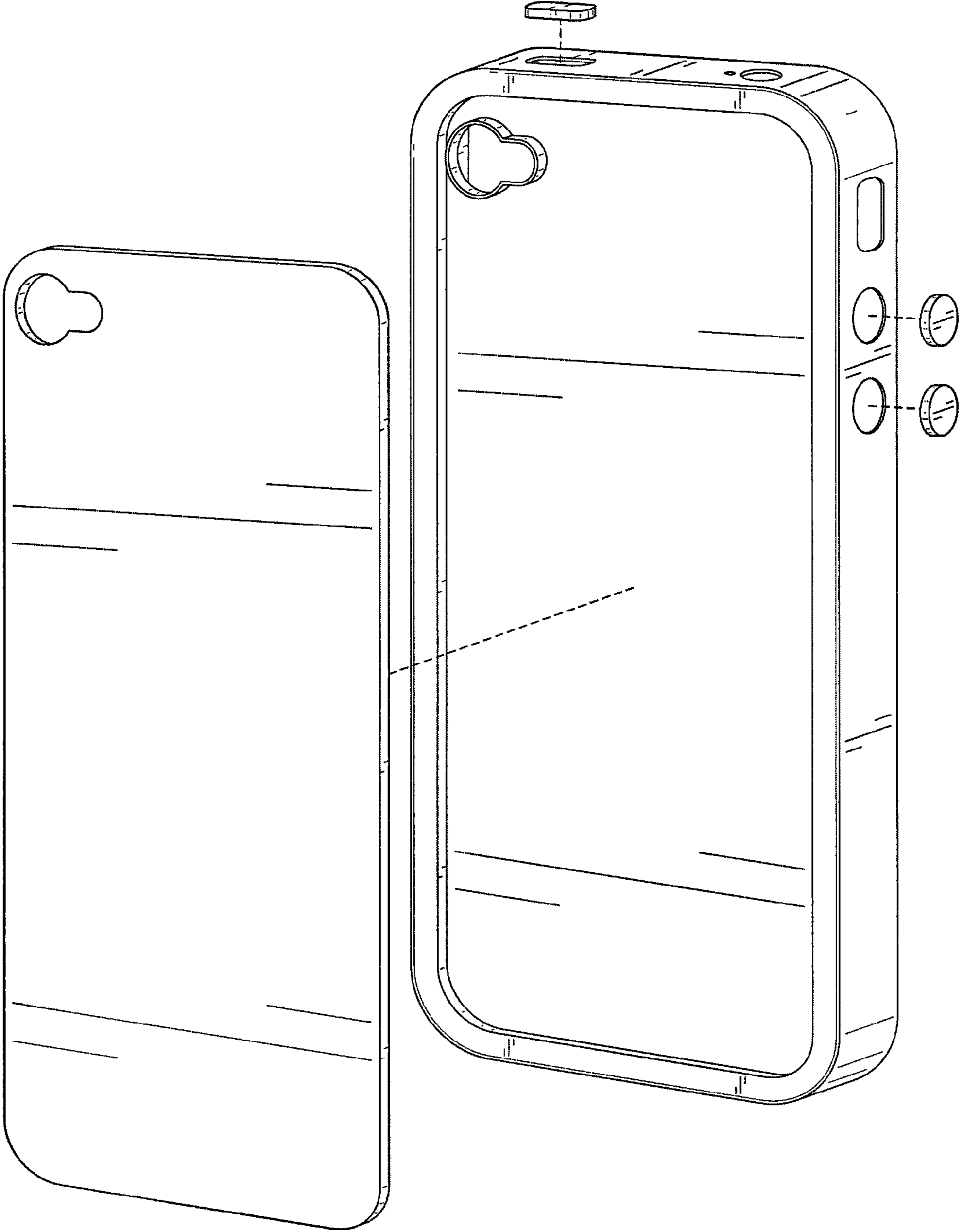


FIG. 34

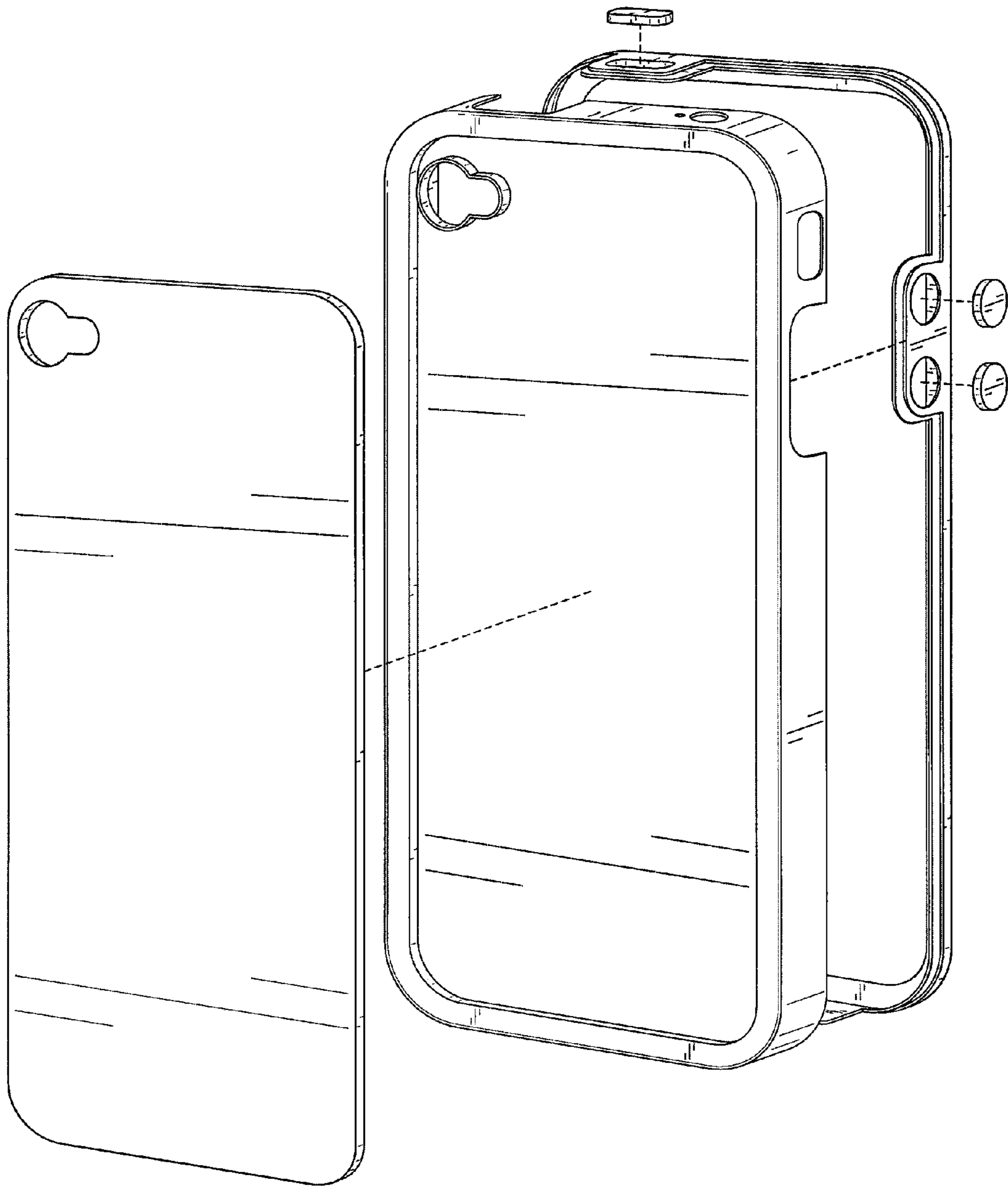


FIG. 35

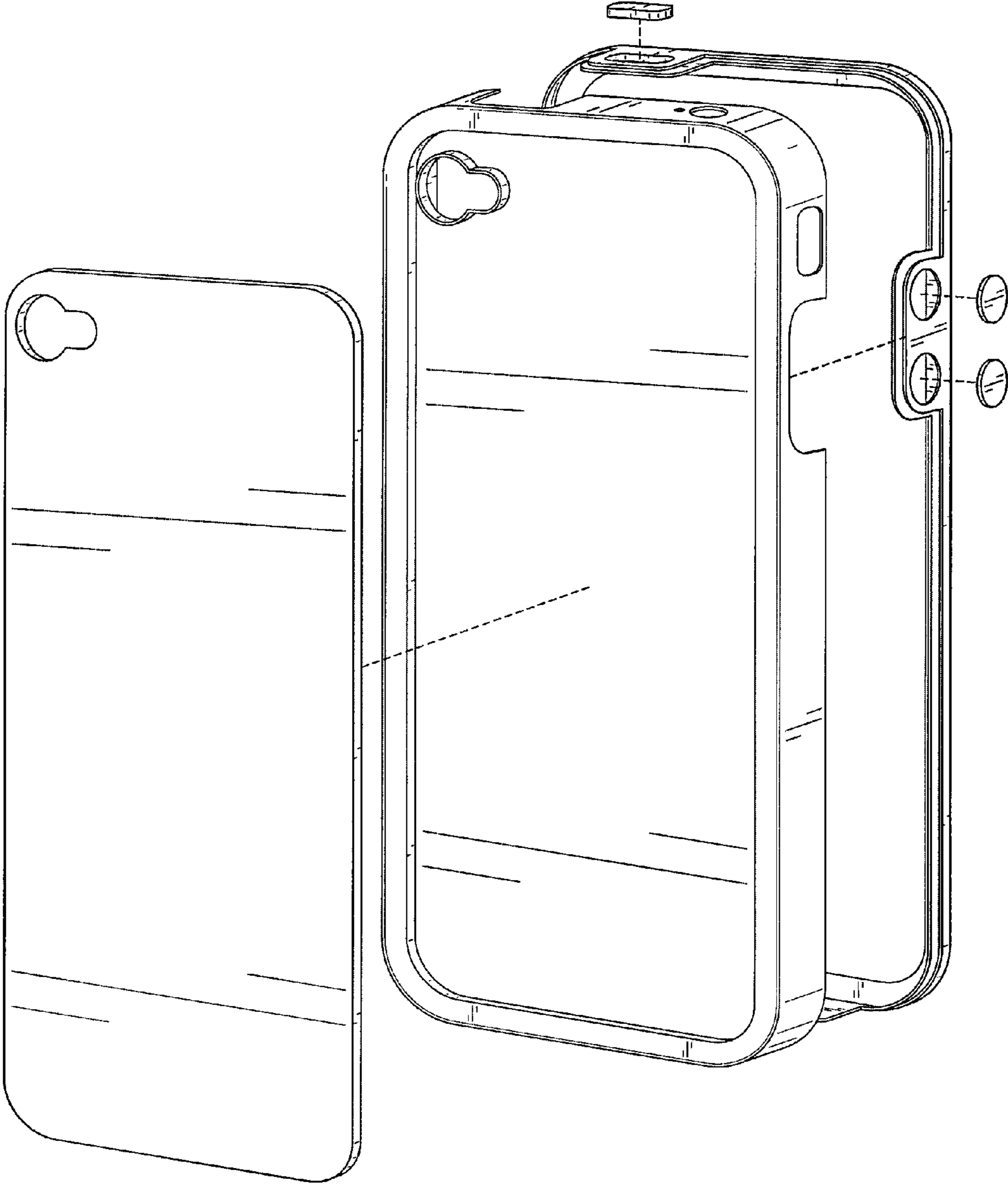


FIG. 36




FIG. 37




FIG. 38




FIG. 39

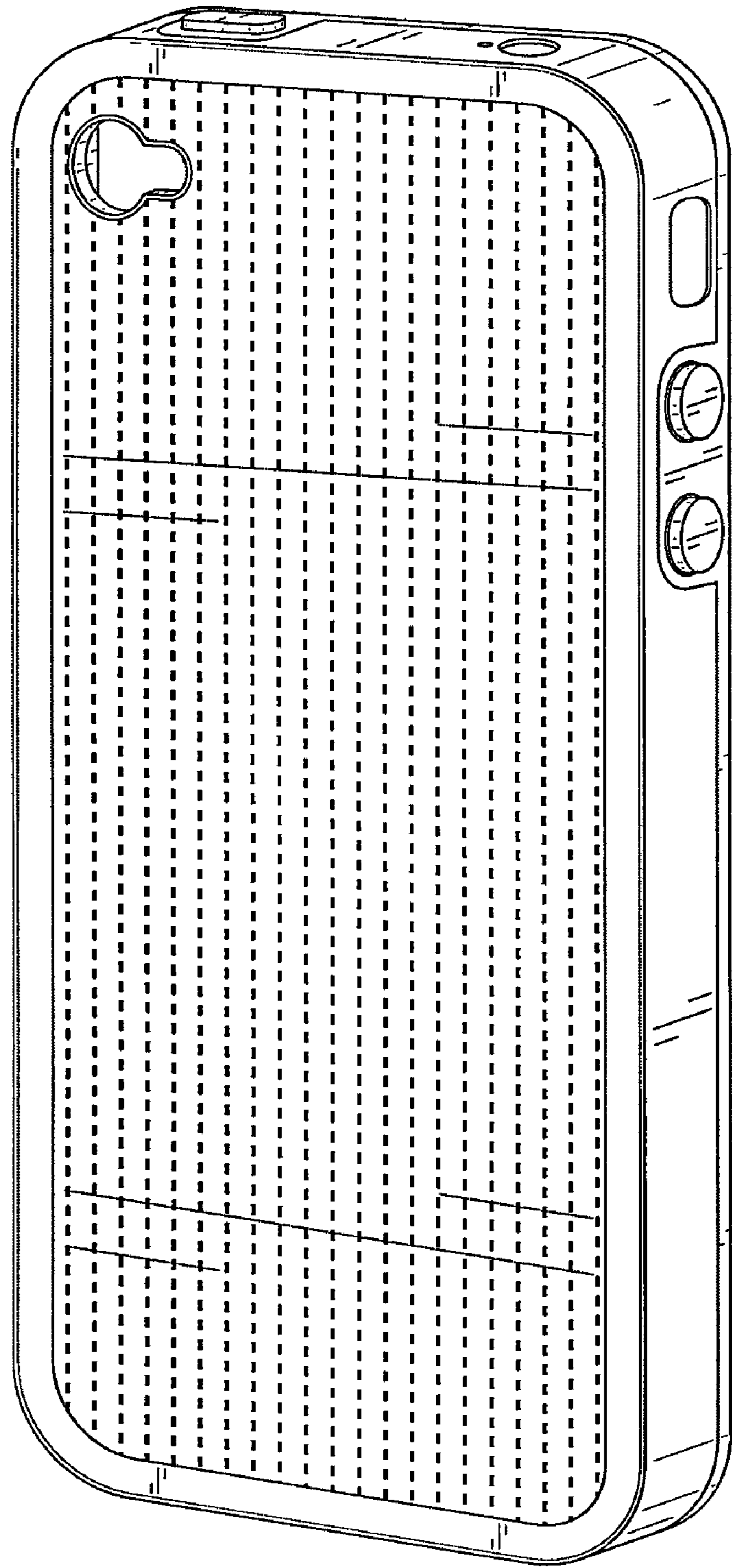


FIG. 40




FIG. 41




FIG. 42

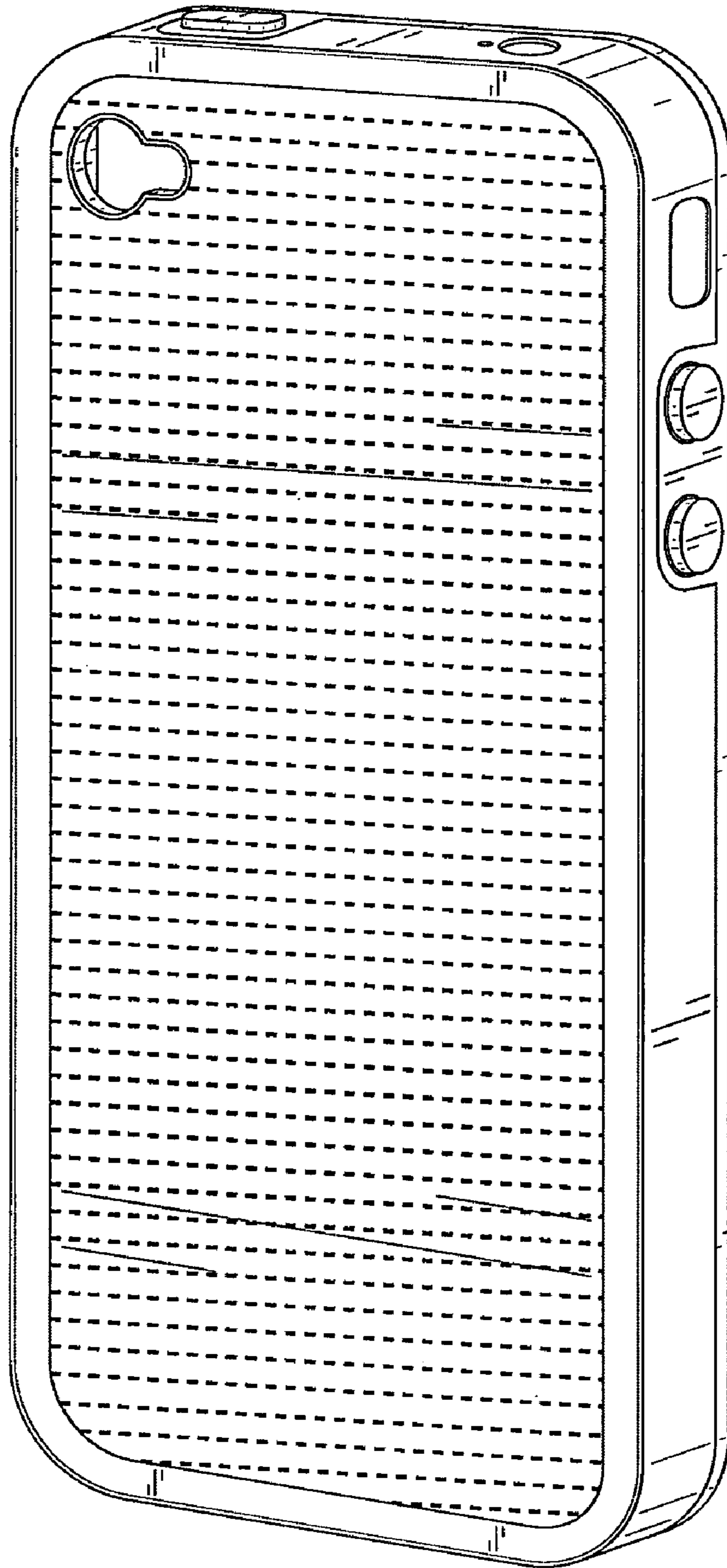


FIG. 43

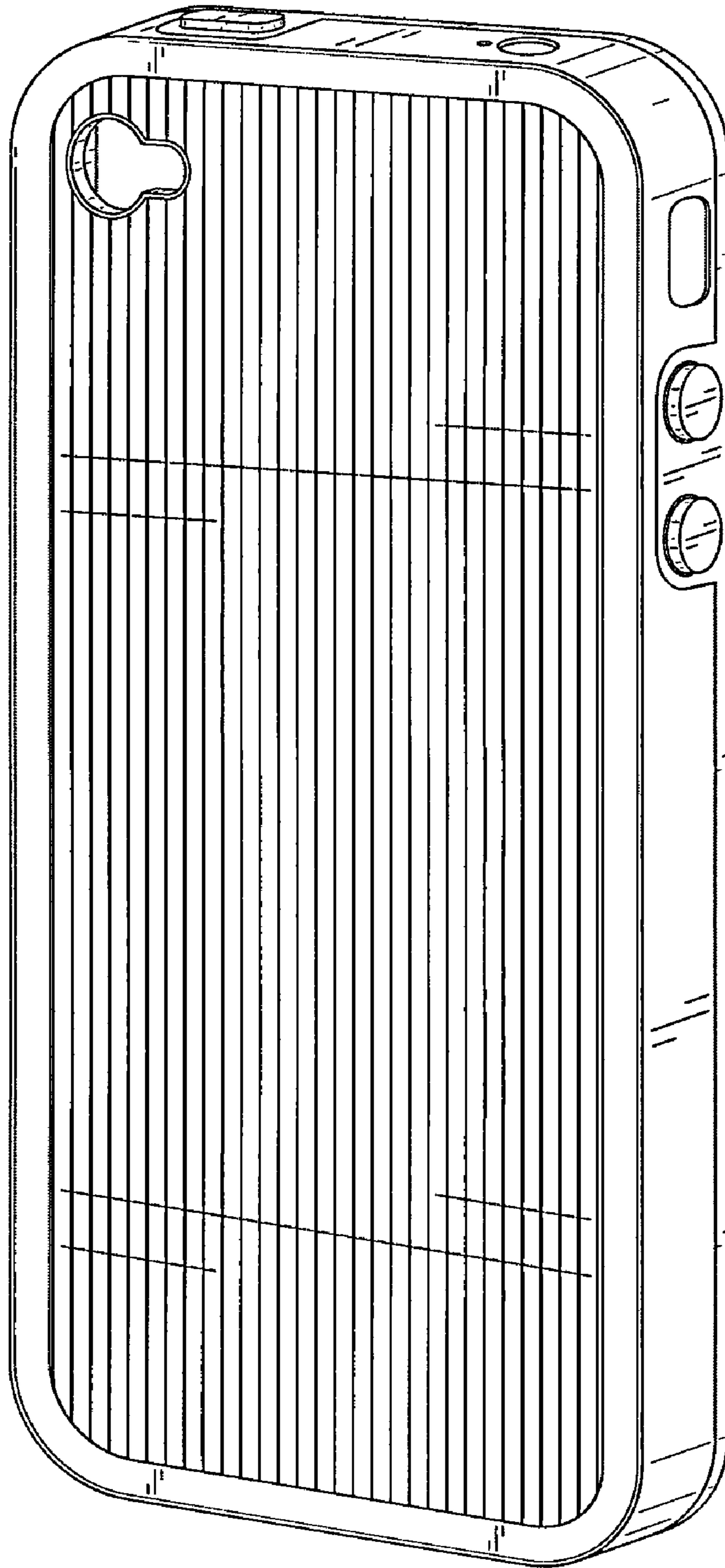


FIG. 44

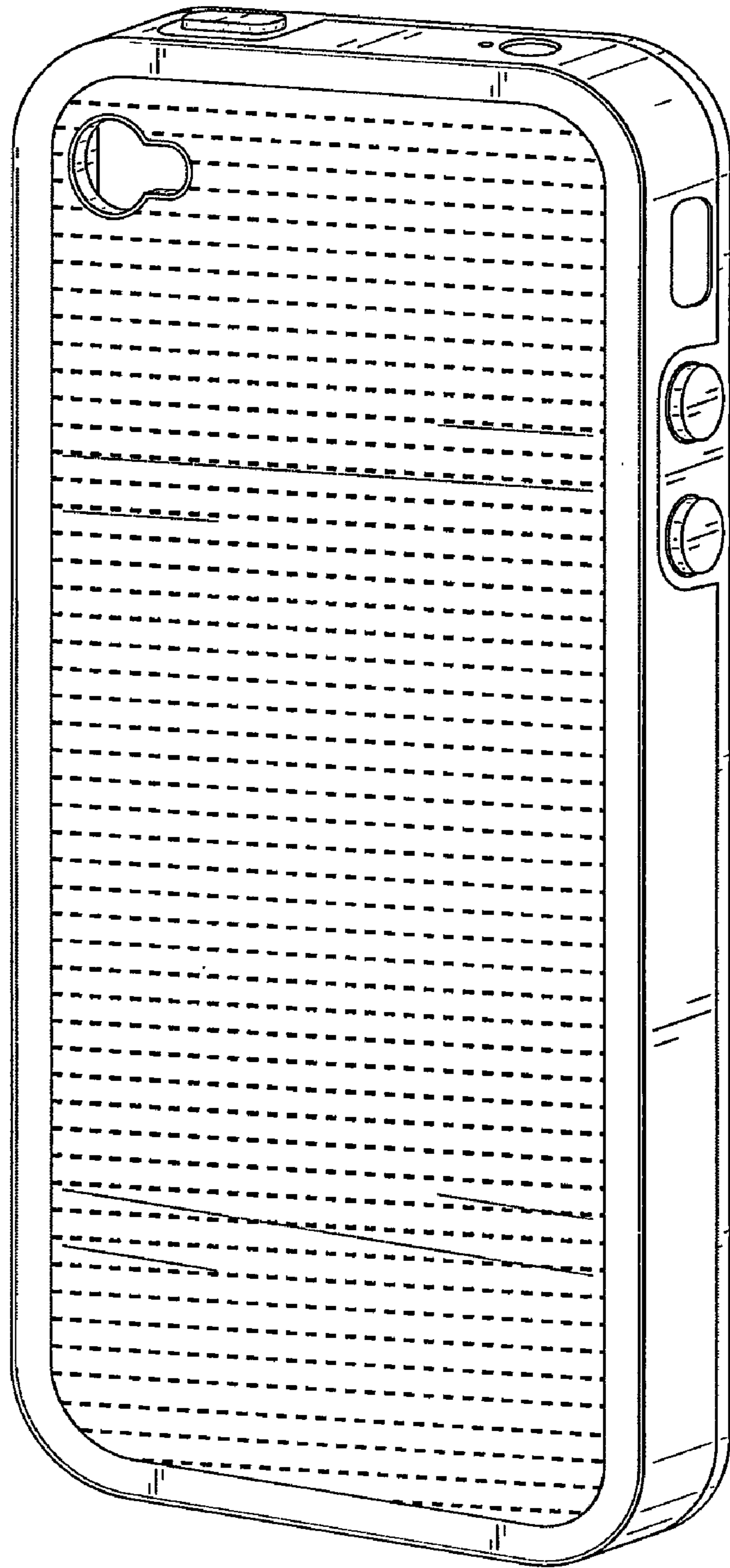


FIG. 45




FIG. 46

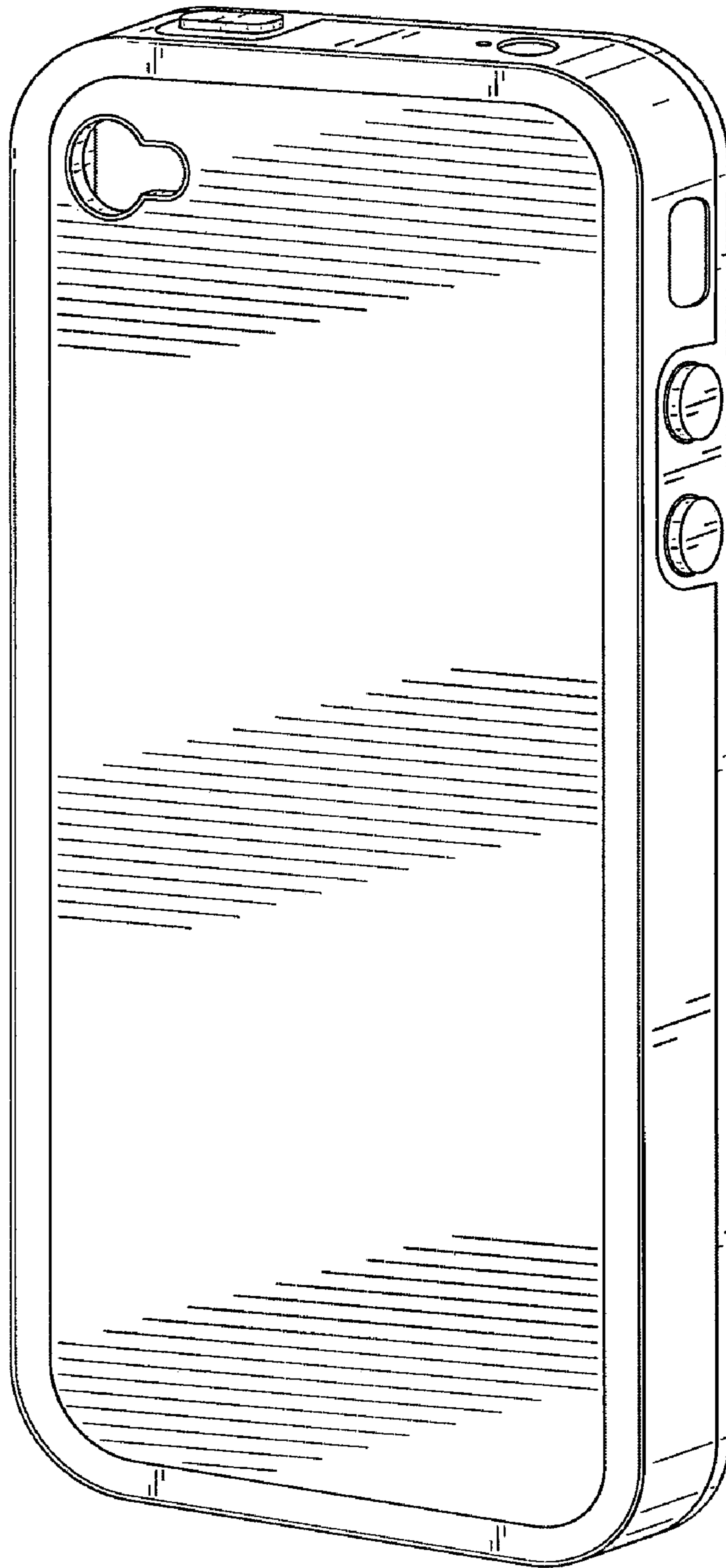


FIG. 47




FIG. 48




FIG. 49




FIG. 50




FIG. 51




FIG. 52




FIG. 53




FIG. 54




FIG. 55




FIG. 56




FIG. 57




FIG. 58

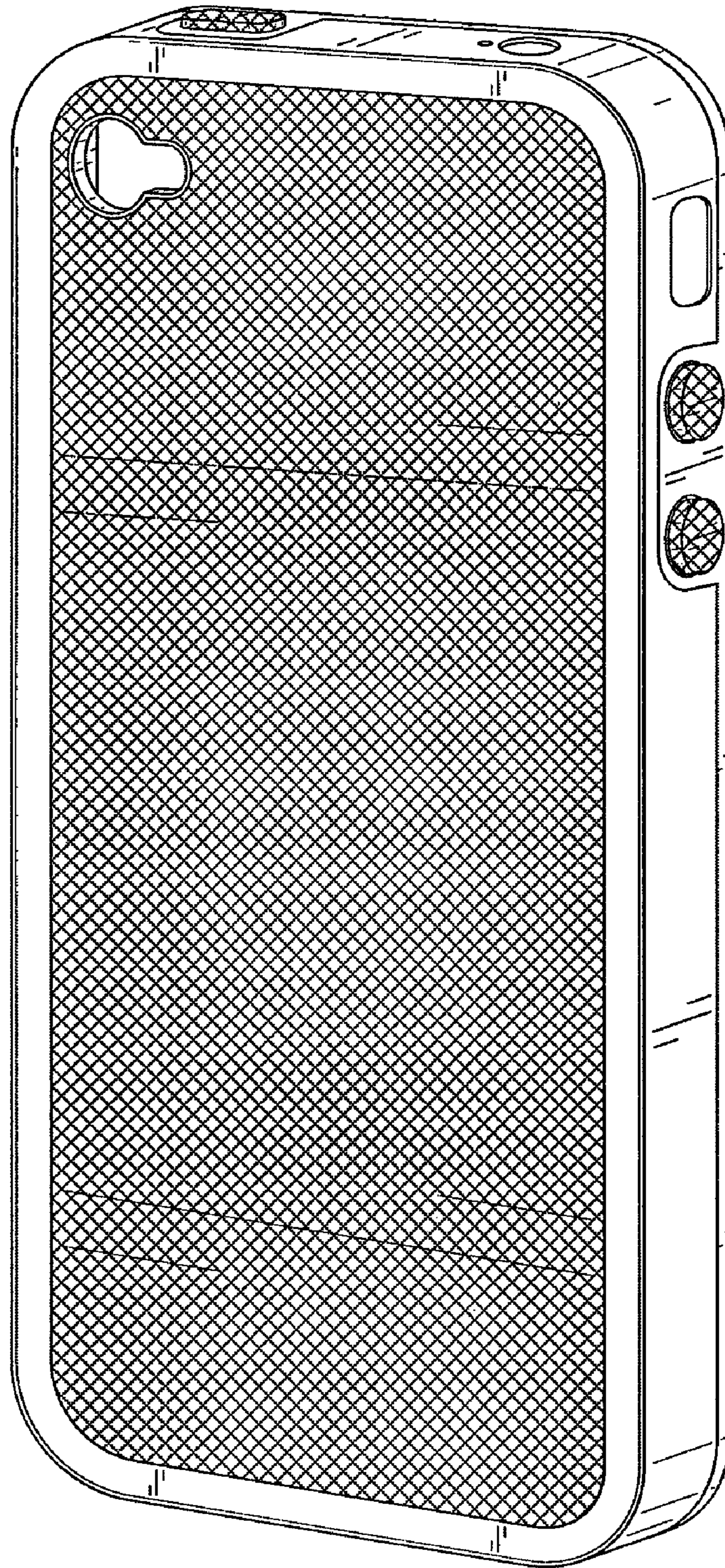


FIG. 59




FIG. 60




FIG. 61

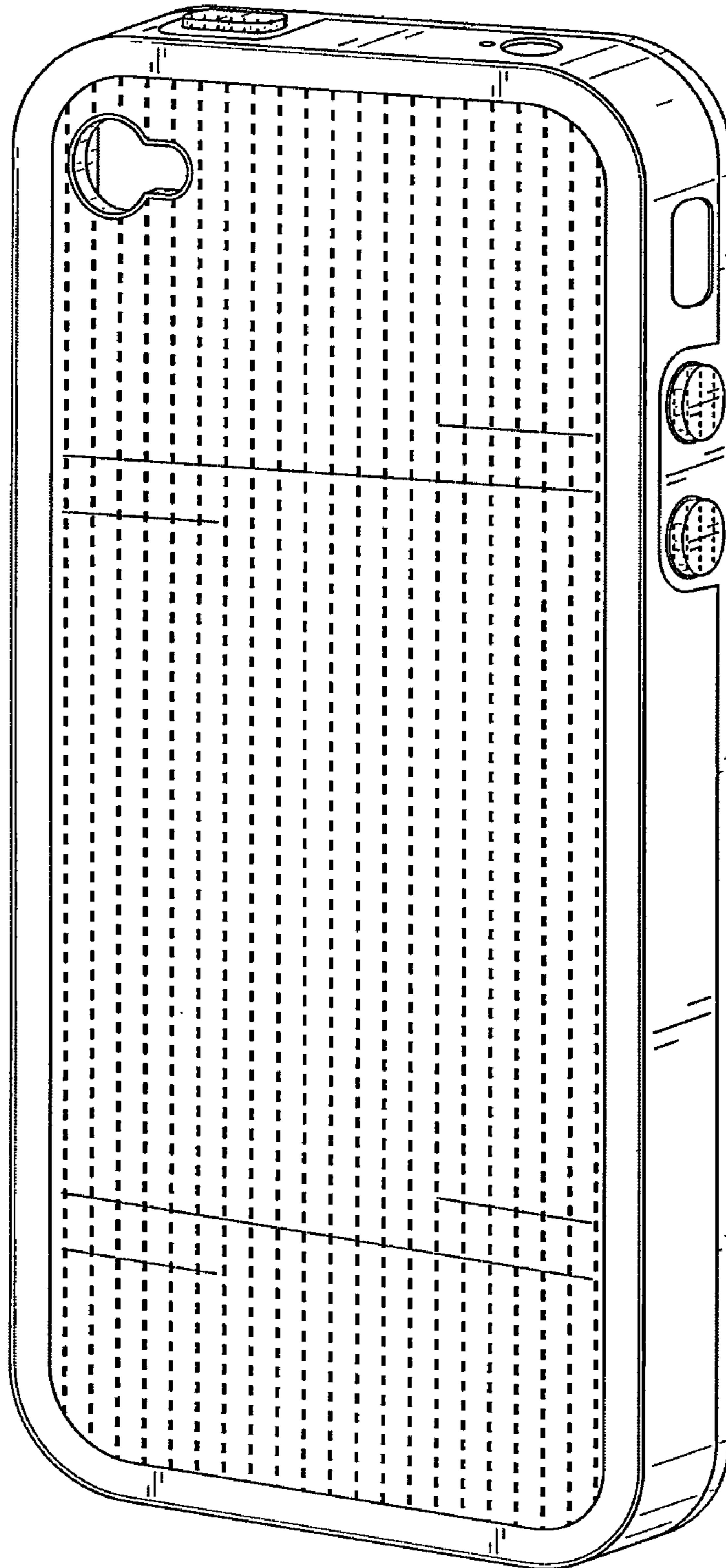


FIG. 62




FIG. 63




FIG. 64

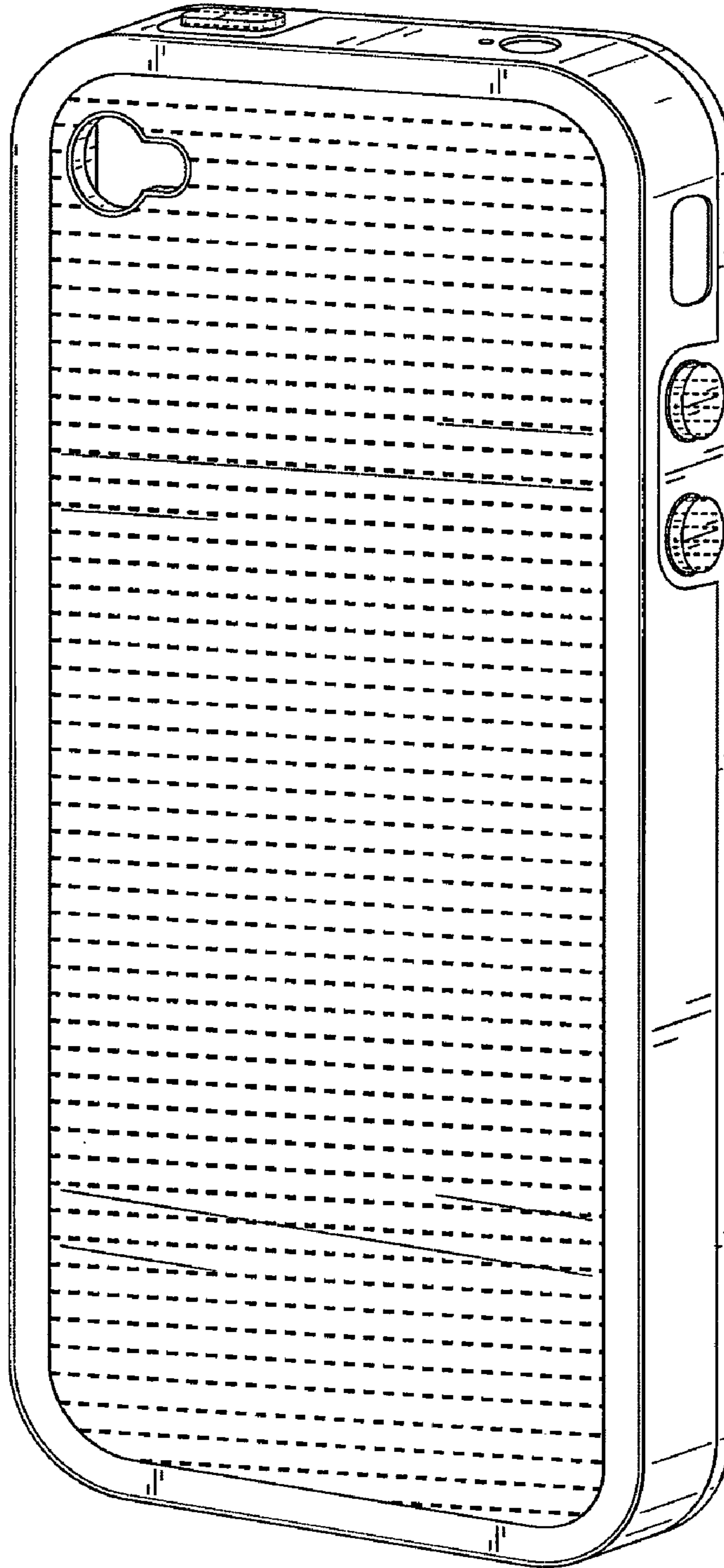


FIG. 65




FIG. 66

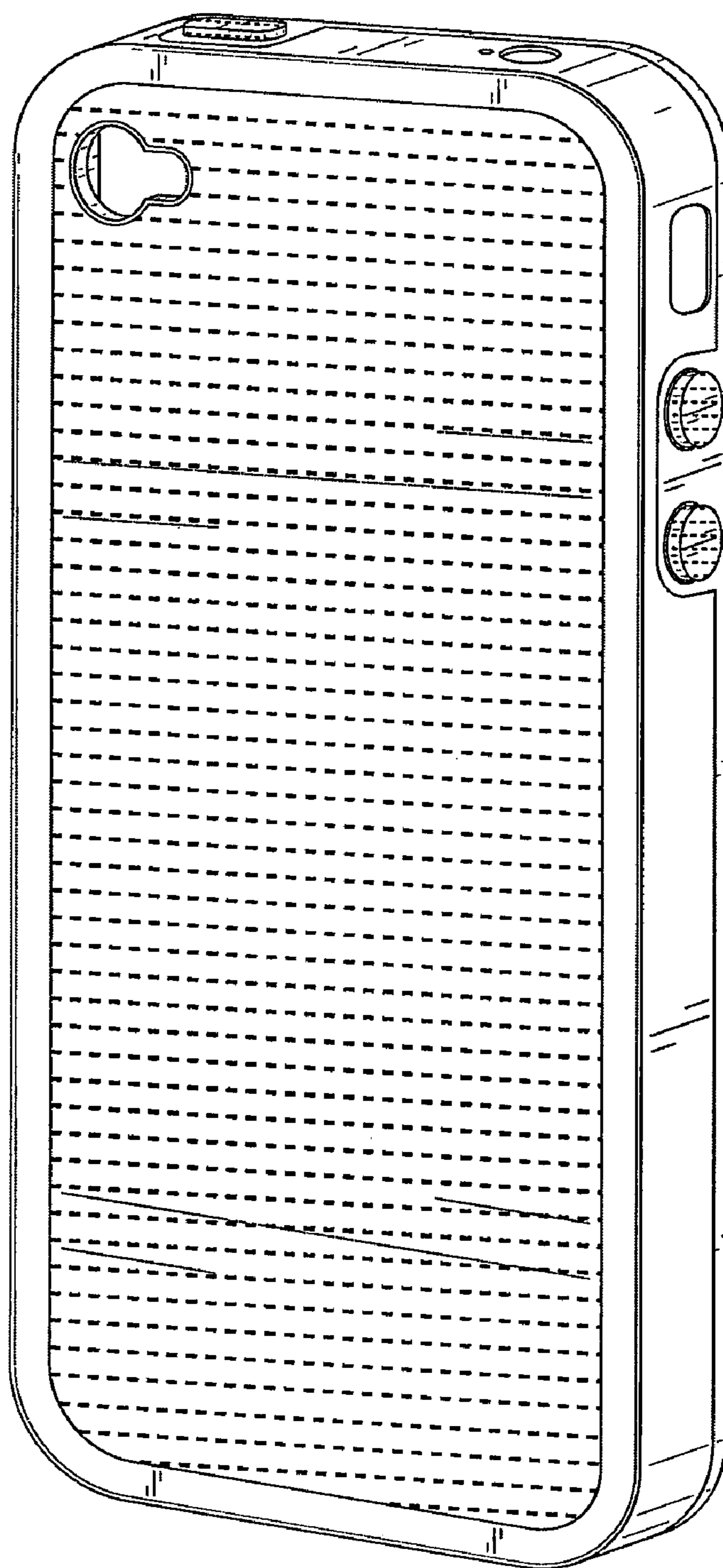


FIG. 67




FIG. 68

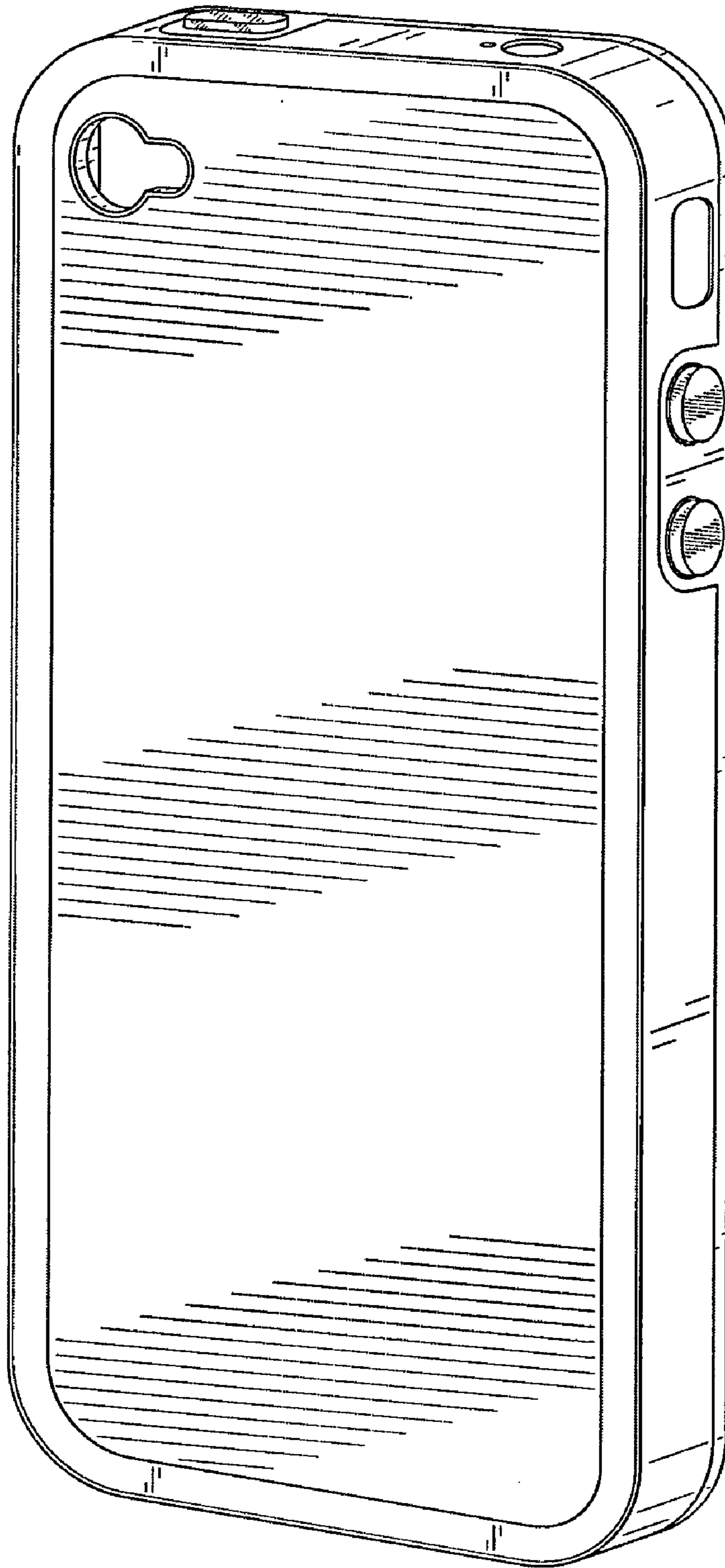


FIG. 69