



US00D676031S

(12) **United States Design Patent**  
**Melville et al.**

(10) **Patent No.:** **US D676,031 S**  
(45) **Date of Patent:** **\*\* Feb. 12, 2013**

(54) **PROTECTIVE COVER FOR A MOBILE COMPUTING DEVICE**

(75) Inventors: **Jordan Melville**, Salt Lake City, UT (US); **Alex Buckalew**, Murray, UT (US)

(73) Assignee: **Zagg Intellectual Property Holding Co., Inc.**, Salt Lake City, UT (US)

(\*\*) Term: **14 Years**

(21) Appl. No.: **29/368,577**

(22) Filed: **Aug. 25, 2010**

(51) **LOC (9) Cl.** ..... **14-03**

(52) **U.S. Cl.** ..... **D14/250**

(58) **Field of Classification Search** ..... D14/100, D14/101, 106, 113, 115, 124, 125, 126, 127, D14/250, 341; 361/679.09, 679.11, 680, 361/681, 682, 683, 684, 685, 686; 379/433.13; D18/1.7; 235/145 A, 145 R; 341/22, 23; 345/104, 156, 168, 173; 400/486, 489; D19/59, D19/60; 364/708.1

See application file for complete search history.

(56) **References Cited**

**U.S. PATENT DOCUMENTS**

804,492	A *	11/1905	Rosen	.....	105/373
6,744,624	B2 *	6/2004	Siddiqui	.....	361/679.11
6,914,774	B1 *	7/2005	Albertini et al.	.....	361/679.09
7,389,869	B2 *	6/2008	Mason, Jr.	.....	206/230
7,729,493	B2 *	6/2010	Krieger et al.	.....	379/433.13
D632,686	S *	2/2011	Magness et al.	.....	D14/250
D638,412	S *	5/2011	Lee	.....	D14/250
D638,414	S *	5/2011	Magness et al.	.....	D14/250
D639,286	S *	6/2011	Mohoney	.....	D14/250
D641,348	S *	7/2011	Kim et al.	.....	D14/250
D644,218	S *	8/2011	Akana et al.	.....	D14/341

**OTHER PUBLICATIONS**

<http://.zagg.com/invisibleshield/apple-ipod-touch-2nd-gen-cases-screen-protector> Shield, Apple iPod touch 2nd Gen Cases, Screen Protectors, Covers, Sep. 11, 2008.\*

<http://web.archive.gor/web/20090418151823/http://www.zagg.com/invisibleshield/apple-ipod-touch-2nd-gen-cases-screen-protectors> Apr. 18, 2009.\*

\* cited by examiner

*Primary Examiner* — Susan Bennett Hattan

*Assistant Examiner* — Barbara B Lohr

(74) *Attorney, Agent, or Firm* — Durham Jones & Pinegar, P.C.

(57) **CLAIM**

The ornamental design of a protective cover for a mobile computing device, as shown and described.

**DESCRIPTION**

FIG. 1 is front view of a design for a protective cover for use on the front of a mobile computing device, showing the protective cover on the front of an embodiment of a mobile computing device;

FIG. 2 is a frontal perspective view of the protective cover shown in FIG. 1 on the front of the mobile computing device shown in FIG. 1;


FIG. 3 is a rear view of the protective cover shown in FIGS. 1 and 2;


FIG. 4 is a side view of the protective cover shown in FIGS. 1-3, on the embodiment of mobile computing device shown in FIGS. 1 and 2; and,

FIG. 5 is a bottom view of the protective cover shown in FIGS. 1-4, in place upon the front of the embodiment of mobile computing device depicted by FIGS. 1, 2 and 4.

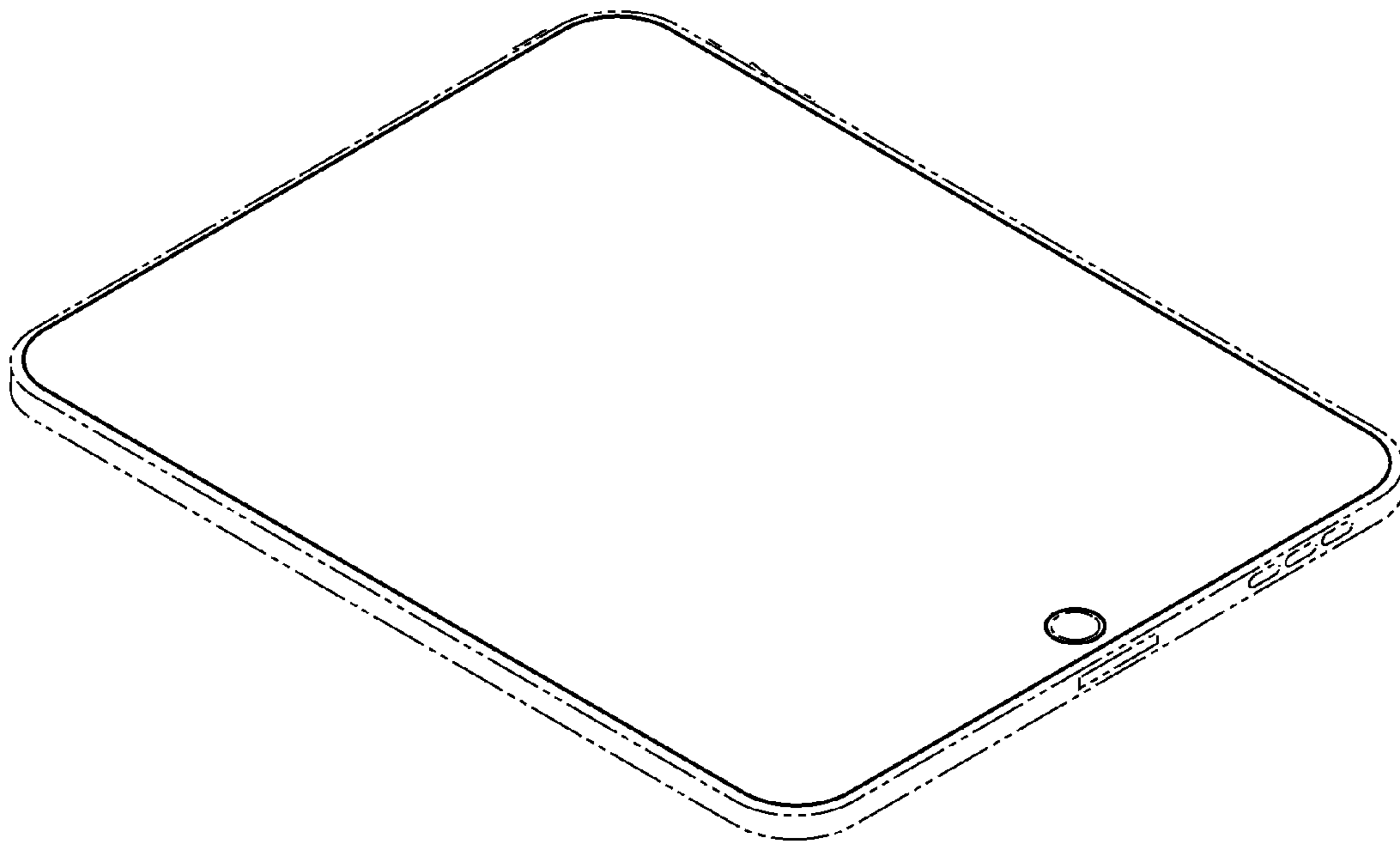
The dot-dash-dot broken lines in the drawings depict environment and form no part of the claim design.

**1 Claim, 2 Drawing Sheets**






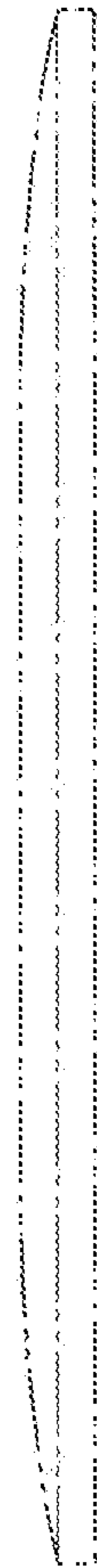
**FIG. 1**




**FIG. 2**



**FIG. 3**



**FIG. 4**



**FIG. 5**