

US00D675965S

(12) **United States Design Patent**  
**Fox**

(10) **Patent No.:** **US D675,965 S**  
(45) **Date of Patent:** **\*\* Feb. 12, 2013**

(54) **TRAILER HITCH BALL COVER**  
(76) Inventor: **Otis Dale Fox**, Oxford, MS (US)  
(\*\*) Term: **14 Years**  
(21) Appl. No.: **29/385,725**  
(22) Filed: **Feb. 18, 2011**  
(51) **LOC (9) Cl.** ..... **21-16**  
(52) **U.S. Cl.** ..... **D12/162**  
(58) **Field of Classification Search** ..... D12/400-401,  
D12/162; 280/433, 507; 135/88.05; 150/166;  
D29/102-107  
See application file for complete search history.

D462,303 S 9/2002 Swiggart  
D475,328 S 6/2003 Murguia  
D493,751 S 8/2004 Brabant, Sr. et al.  
D519,424 S 4/2006 Fisher  
D526,603 S 8/2006 Gates, II  
D558,101 S 12/2007 Dringenberg  
D574,759 S 8/2008 Thigpen  
D574,760 S 8/2008 Thigpen  
D575,685 S 8/2008 Thigpen

\* cited by examiner

*Primary Examiner* — Michael A Pratt  
(74) *Attorney, Agent, or Firm* — Kilpatrick Townsend & Stockton

(56) **References Cited**

U.S. PATENT DOCUMENTS

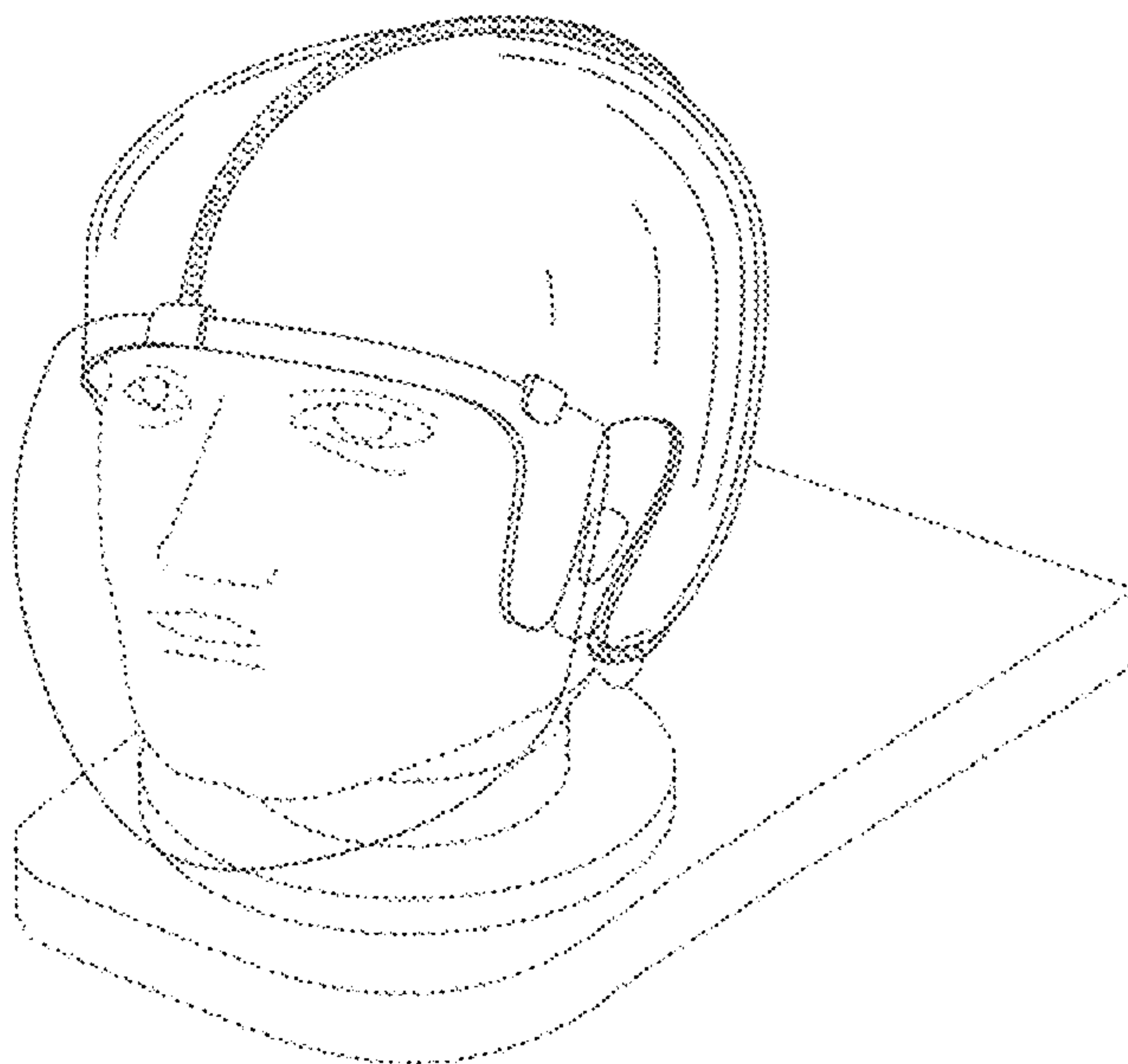
D234,549 S \* 3/1975 Bell ..... D29/106  
D242,399 S \* 11/1976 Cox ..... D29/102  
4,370,758 A \* 2/1983 Mattheis ..... 2/423  
D317,890 S 7/1991 Bachmann  
D336,880 S 6/1993 Drummond  
D344,257 S 2/1994 Eppard  
D358,794 S 5/1995 Thigpen  
D359,018 S 6/1995 Thigpen  
D364,264 S \* 11/1995 Sheer ..... D2/869  
D370,836 S \* 6/1996 Van Blankenburg ..... D7/625  
D392,926 S 3/1998 Adelaar  
D399,802 S 10/1998 Adelaar  
D401,193 S 11/1998 Julian  
D402,599 S 12/1998 Adelaar  
D409,537 S 5/1999 Adelaar  
D413,291 S 8/1999 Corns, Jr.  
D415,080 S 10/1999 Schultz  
D428,839 S 8/2000 Horowitz  
D429,668 S 8/2000 Julian  
6,102,424 A 8/2000 Cole, Jr. et al.  
D430,520 S 9/2000 Benoun  
D433,358 S 11/2000 McBroom  
D444,111 S 6/2001 Gross  
D456,321 S 4/2002 Sammons et al.

(57) **CLAIM**  
The ornamental design for a trailer hitch ball cover, as shown and described.

**DESCRIPTION**

FIG. 1 is a perspective view of the trailer hitch ball cover, showing my new design.  
FIG. 2 is a front elevation view of the trailer hitch ball cover of FIG. 1.  
FIG. 3 is a rear elevation view of the trailer hitch ball cover of FIG. 1.  
FIG. 4 is a right side elevation view of the trailer hitch ball cover of FIG. 1.  
FIG. 5 is a left side elevation view of the trailer hitch ball cover of FIG. 1.  
FIG. 6 is a top plan view of the trailer hitch ball cover of FIG. 1; and,  
FIG. 7 is a bottom plan view of the trailer hitch ball cover of FIG. 1.  
Portions or features of the trailer hitch ball cover not shown in the drawings form no part of the claimed design. The broken lines in the drawings form no part of the claimed design.

**1 Claim, 4 Drawing Sheets**



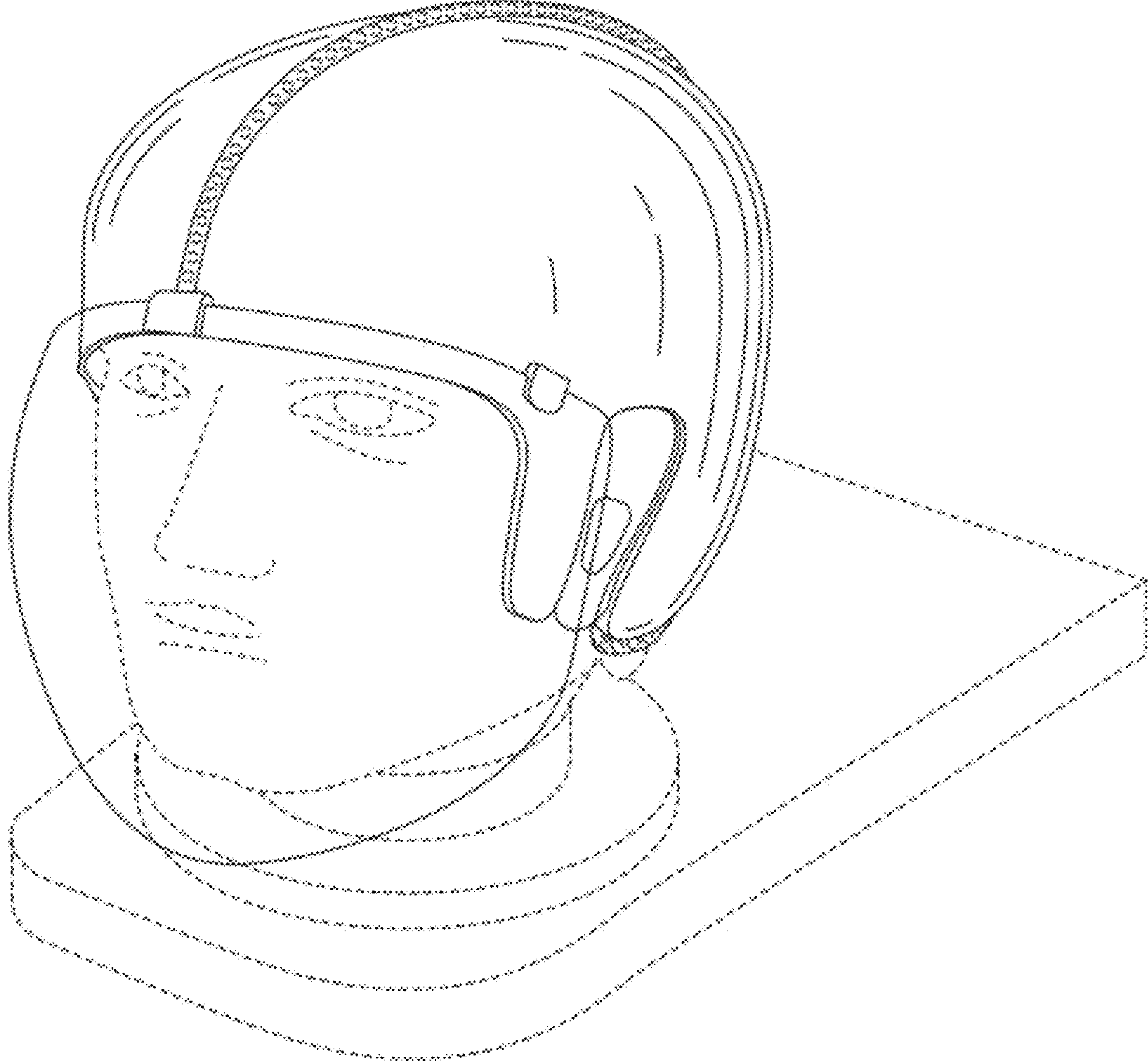


FIG. 1

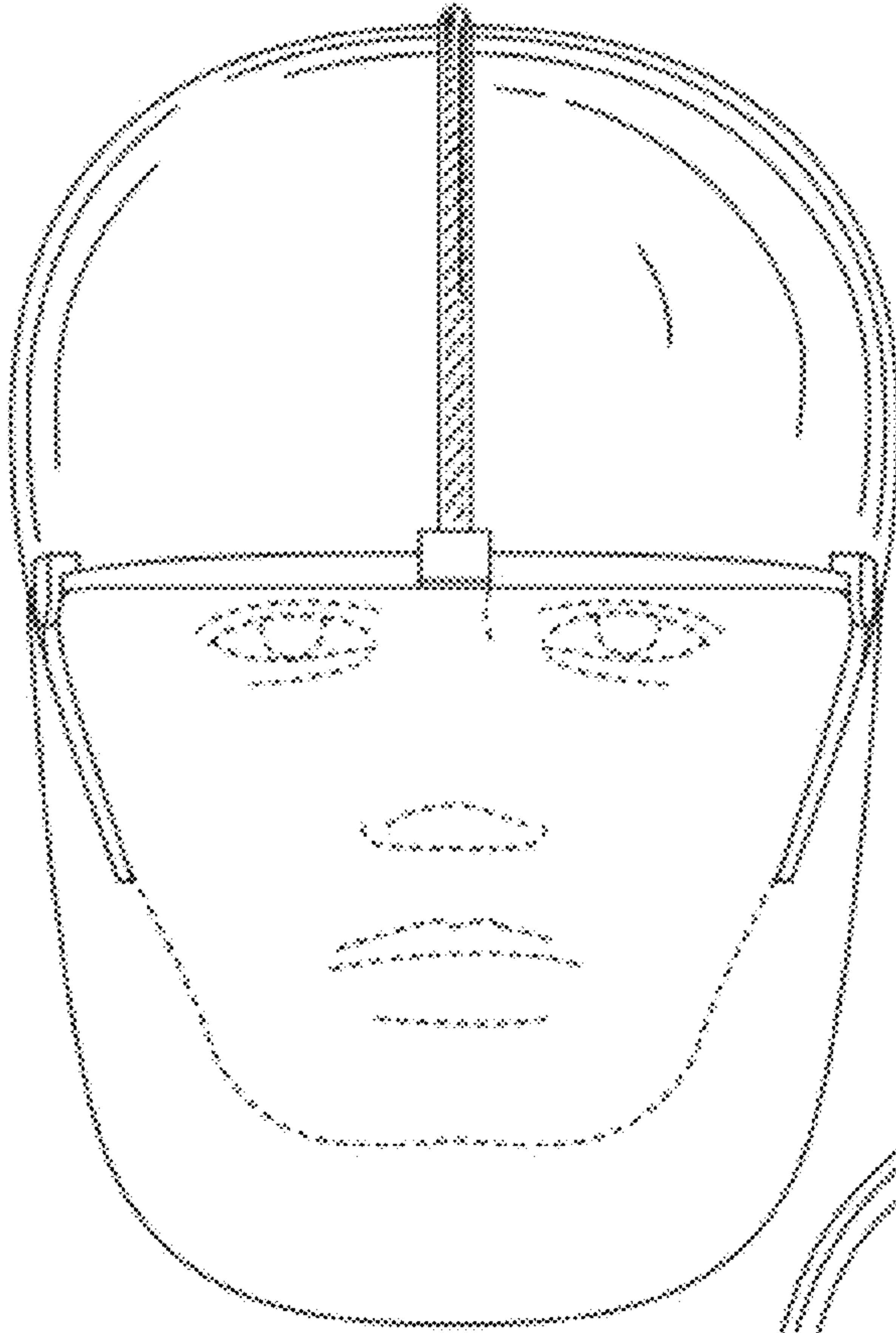


FIG. 2

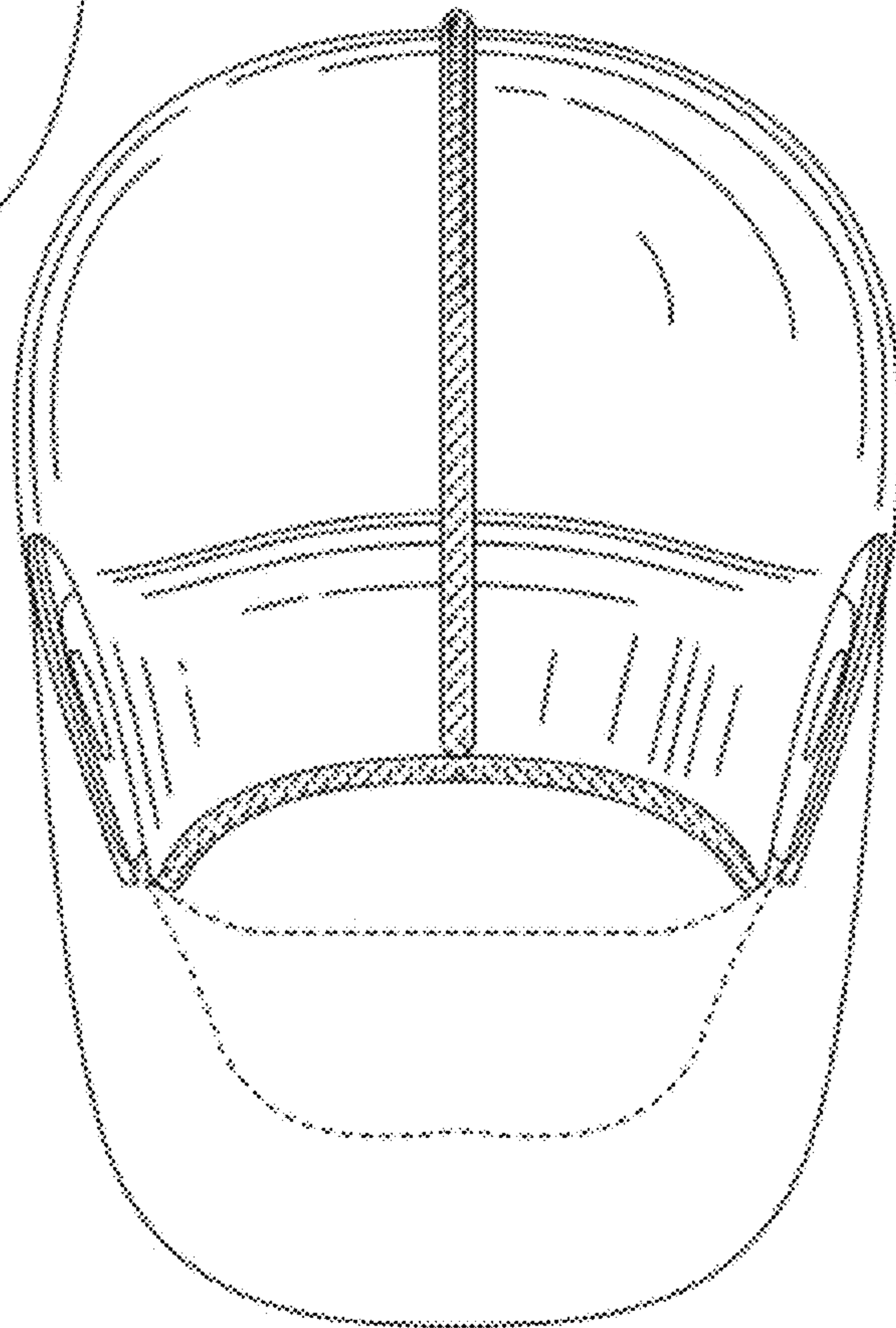


FIG. 3



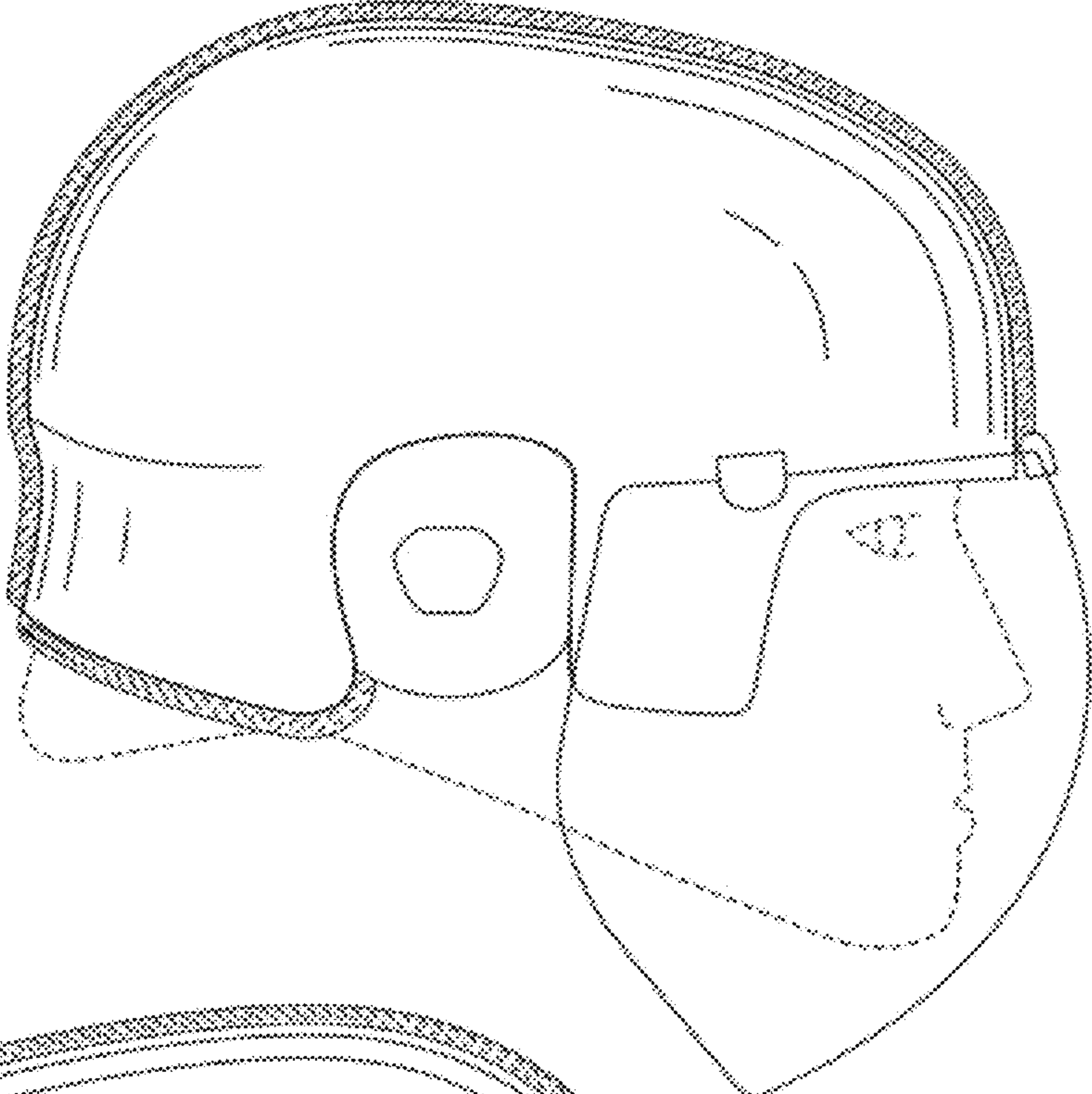


FIG. 4

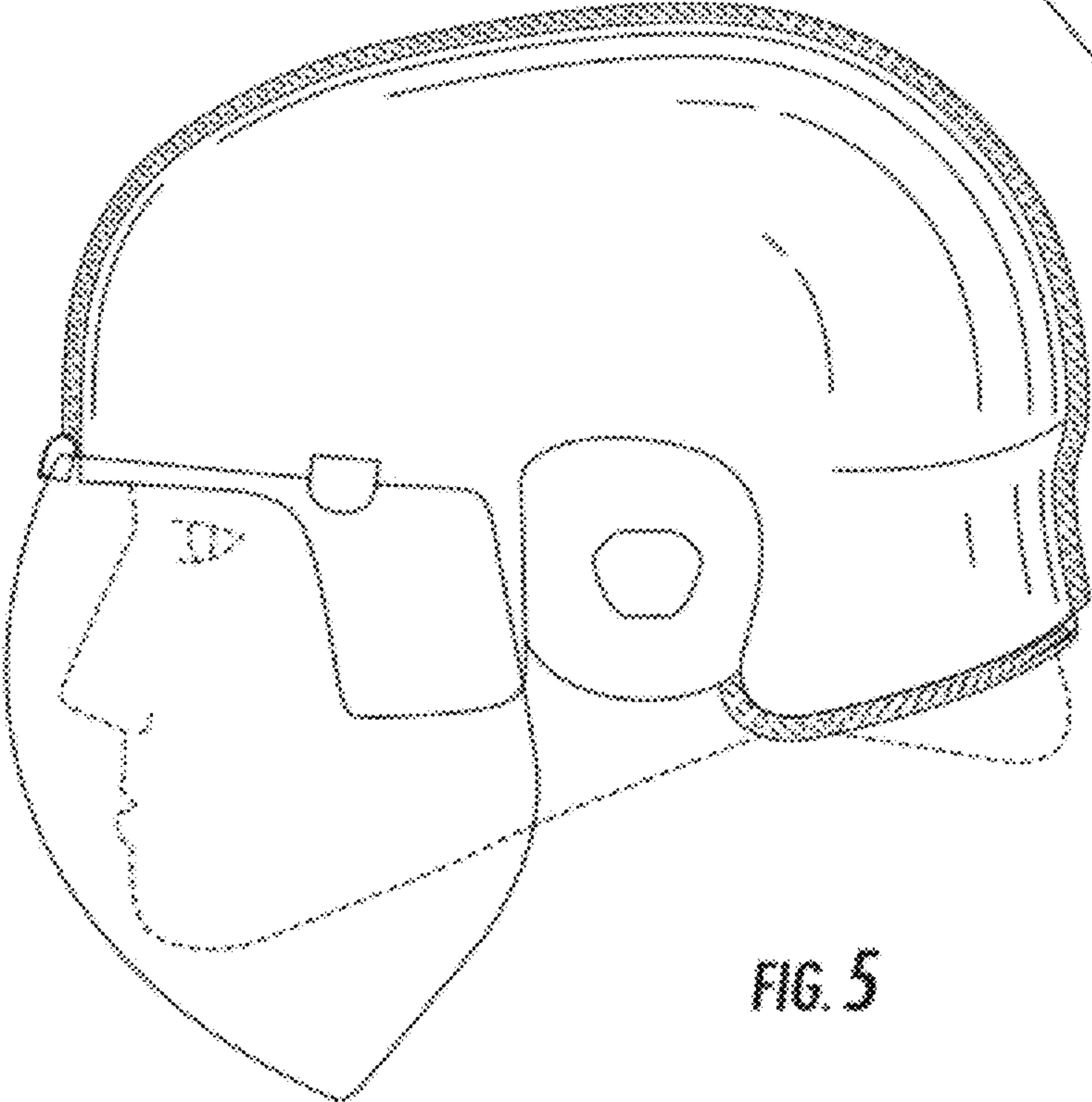


FIG. 5

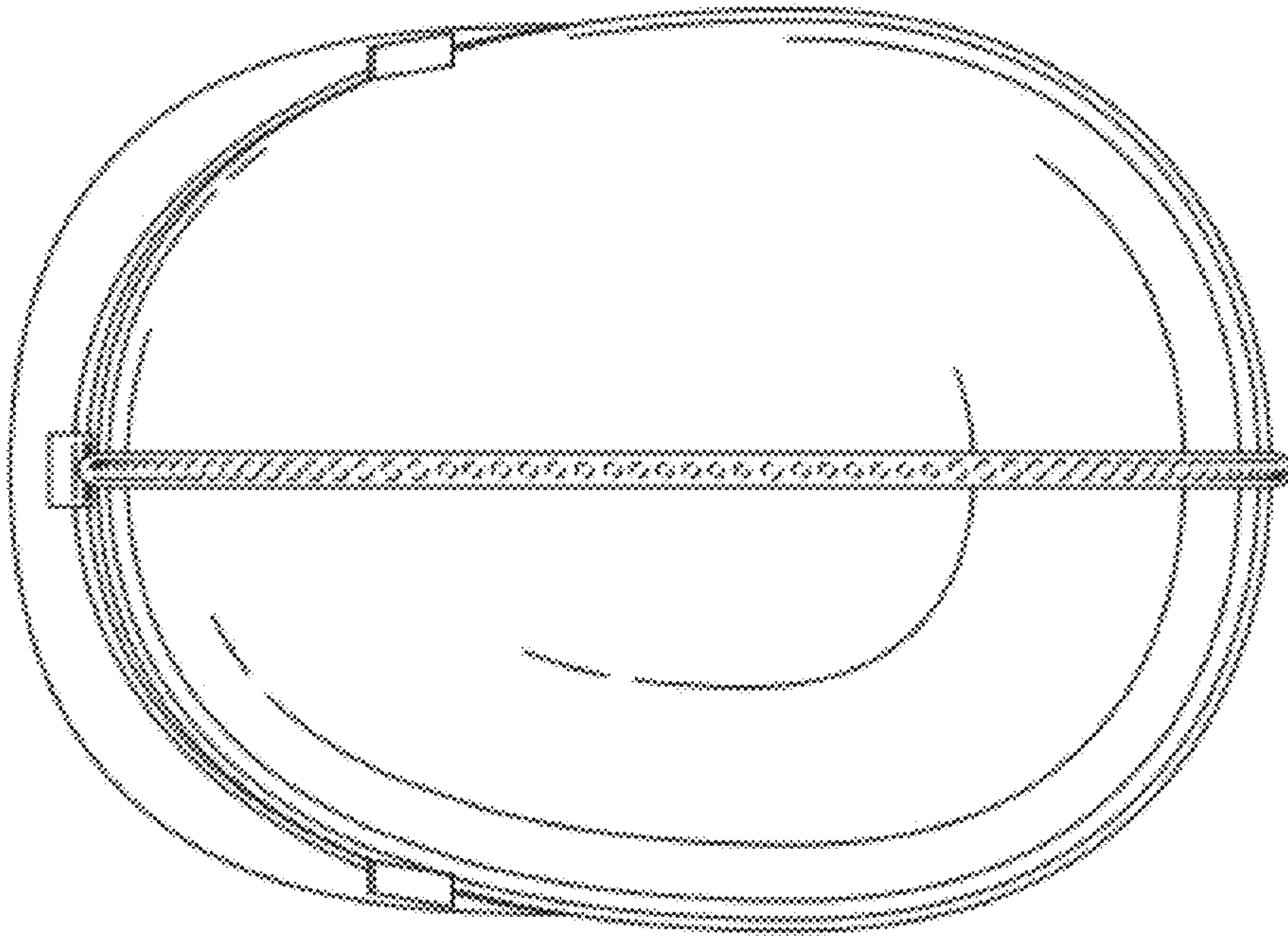


FIG. 6

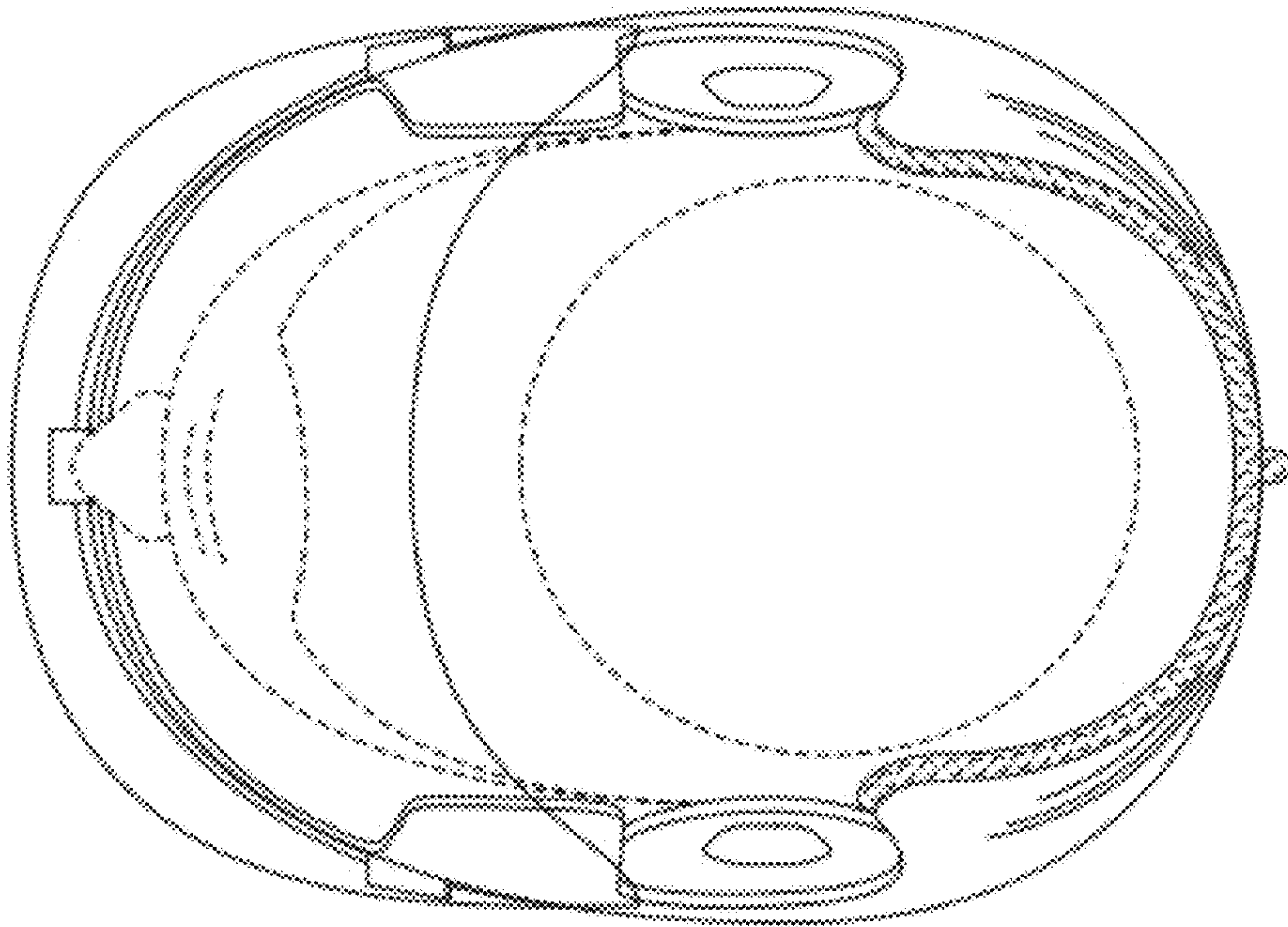


FIG. 7