



US00D675961S

(12) **United States Design Patent**
Nagafuchi et al.

(10) **Patent No.:** **US D675,961 S**

(45) **Date of Patent:** **** Feb. 12, 2013**

(54) **AUTOMOBILE AND/OR TOY REPLICA
THEREOF**

D654,399 S * 2/2012 Kumai et al. D12/91
D655,648 S * 3/2012 Imaiida et al. D12/91
D657,716 S * 4/2012 Cartabiano et al. D12/91

(75) Inventors: **Toshiyuki Nagafuchi**, Nagoya (JP);
Kazuya Shigyo, Nagoya (JP)

OTHER PUBLICATIONS

Catalog of Toyota IQ; Publisher: Toyota; Oct. 2008.
Catalog of Citroen DS3; Publisher: Peugeot Citroen Japon Co., Ltd.;
Jun. 3, 2010.
Renault Twingo, Motor Fan separate volute, All About Compact Car
2010; Publisher: San-Ei Shobo, Dec. 2010.

(73) Assignee: **Toyota Jidosha Kabushiki Kaisha**,
Toyota-shi (JP)

(**) Term: **14 Years**

* cited by examiner

(21) Appl. No.: **29/403,031**

Primary Examiner — Melody N Brown

(22) Filed: **Sep. 30, 2011**

(74) *Attorney, Agent, or Firm* — Finnegan, Henderson,
Farabow, Garrett & Dunner, LLP

(51) **LOC (9) Cl.** **12-08**

(52) **U.S. Cl.** **D12/91**

(58) **Field of Classification Search** D12/86,
D12/90-92, 88; D21/424, 433, 434; 296/181.1,
296/181.5

(57) **CLAIM**

The ornamental design for an automobile and/or toy replica
thereof, as shown and described.

See application file for complete search history.

DESCRIPTION


(56) **References Cited**

U.S. PATENT DOCUMENTS

D525,564 S 7/2006 Akamine et al.
D526,934 S 8/2006 Fujiwara et al.
D528,469 S 9/2006 Yakushi et al.
D592,102 S * 5/2009 Kim D12/90
D601,923 S * 10/2009 Suga et al. D12/90
D607,778 S * 1/2010 Ramaciotti D12/90
D608,248 S 1/2010 Hirai
D610,039 S * 2/2010 Koide et al. D12/90

FIG. 1 is a front perspective view of an automobile and/or toy
replica thereof of our new design;
FIG. 2 is a rear perspective view thereof;
FIG. 3 is a rear view thereof;
FIG. 4 is a front view thereof;
FIG. 5 is a right side view thereof, the left side being a mirror
image thereof; and,
FIG. 6 is a top plan thereof.
The bottom view forms no part of the claimed design.

1 Claim, 6 Drawing Sheets



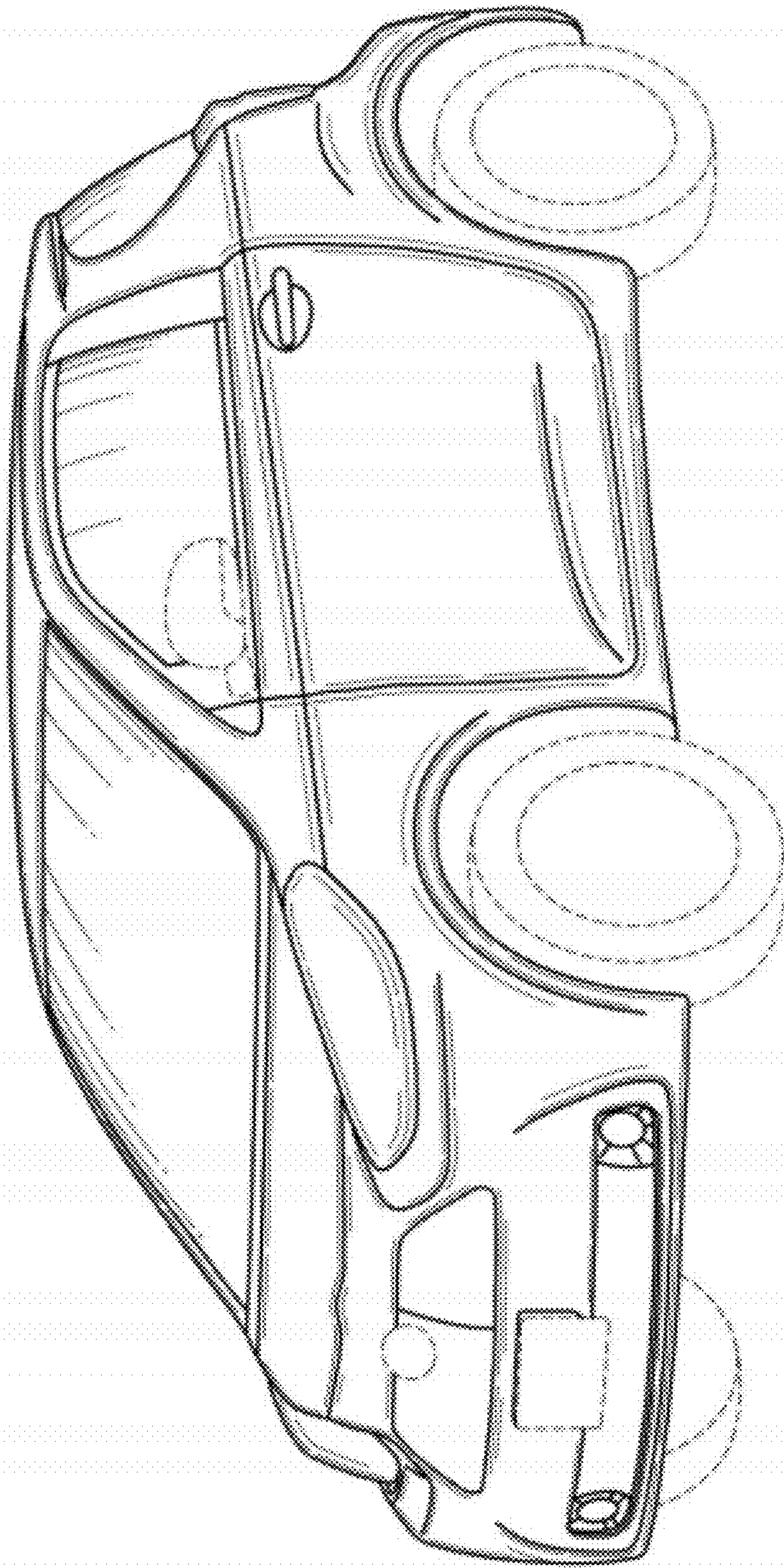


FIG. 1

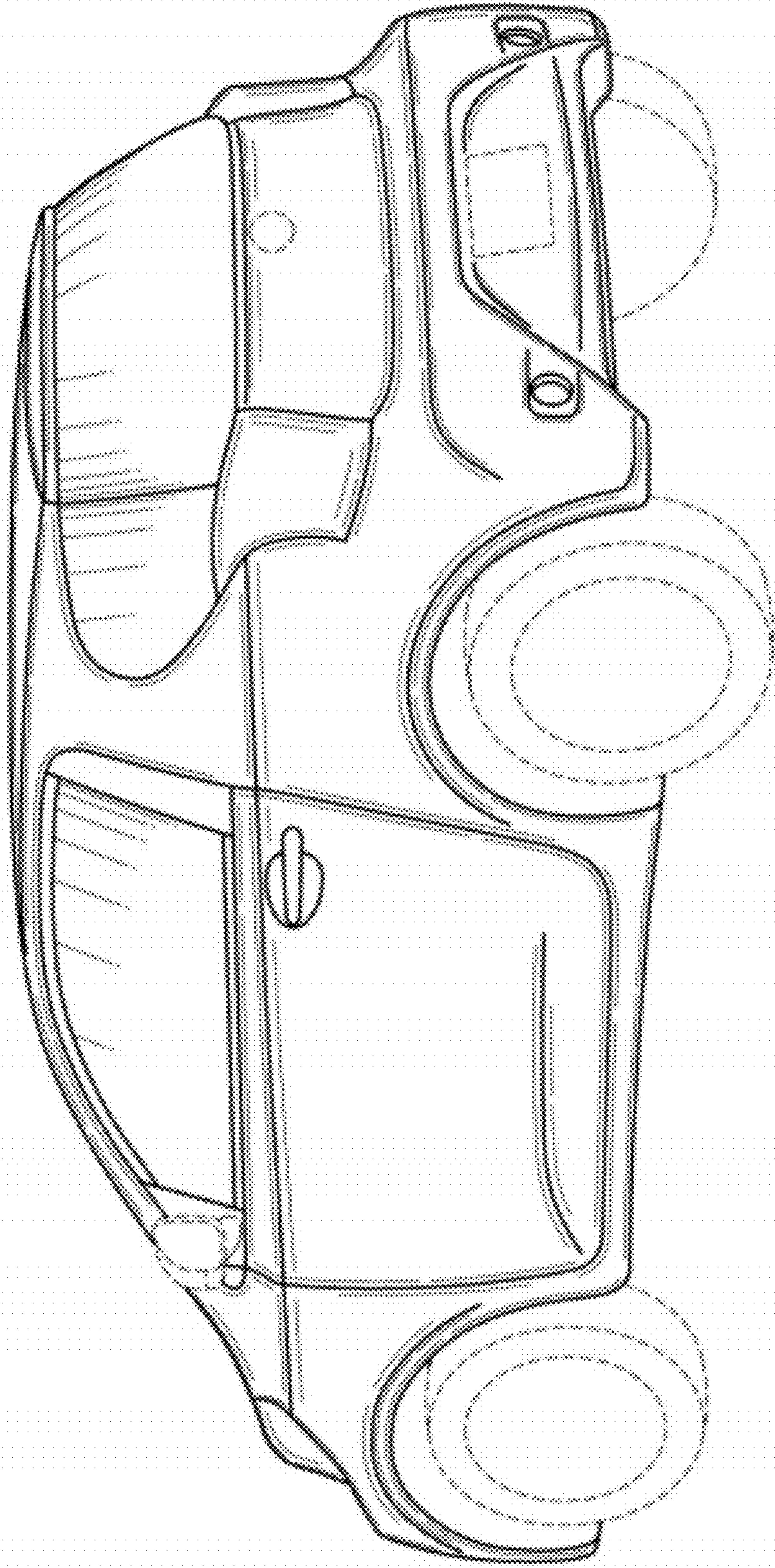


FIG. 2




FIG. 3

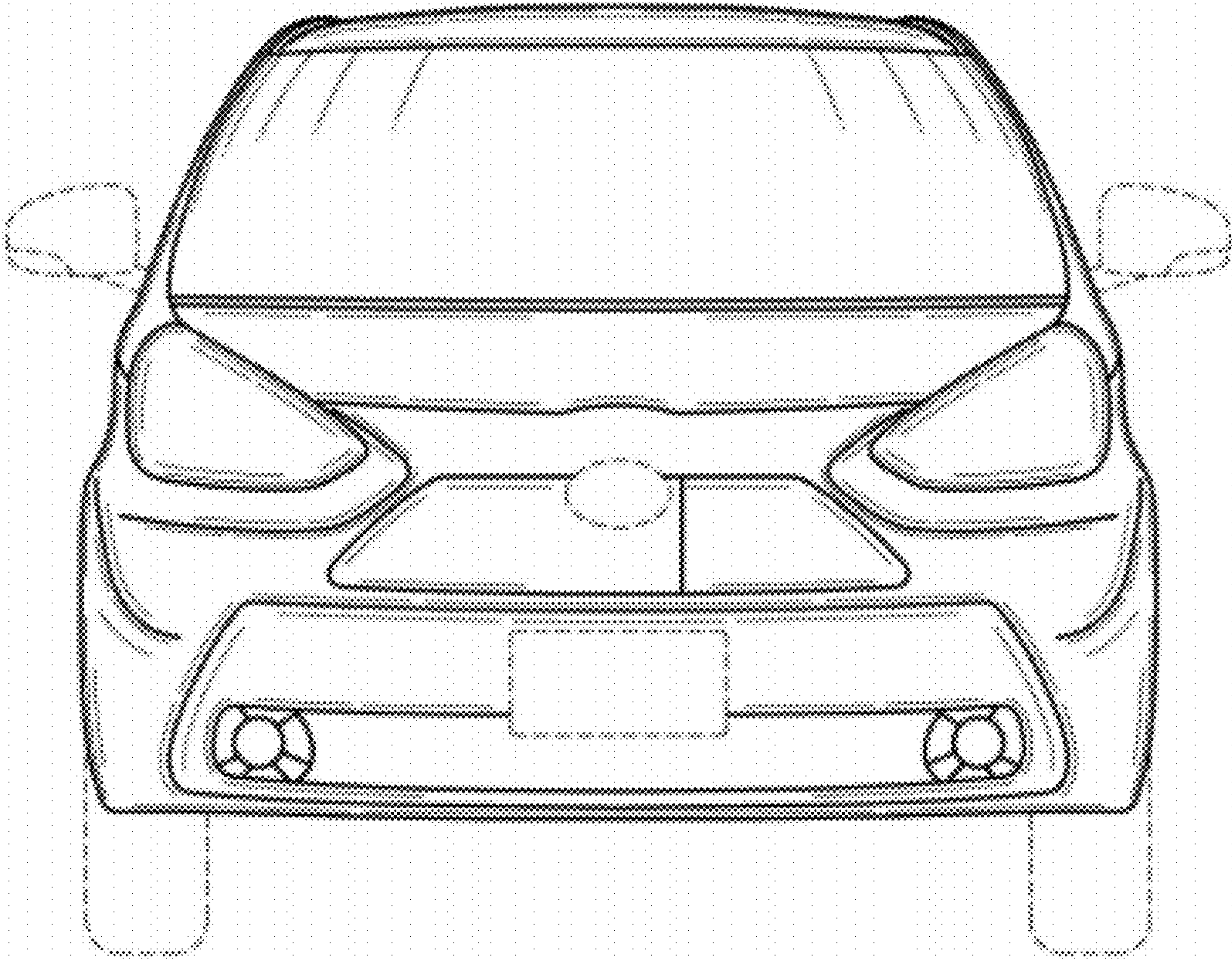


FIG. 4

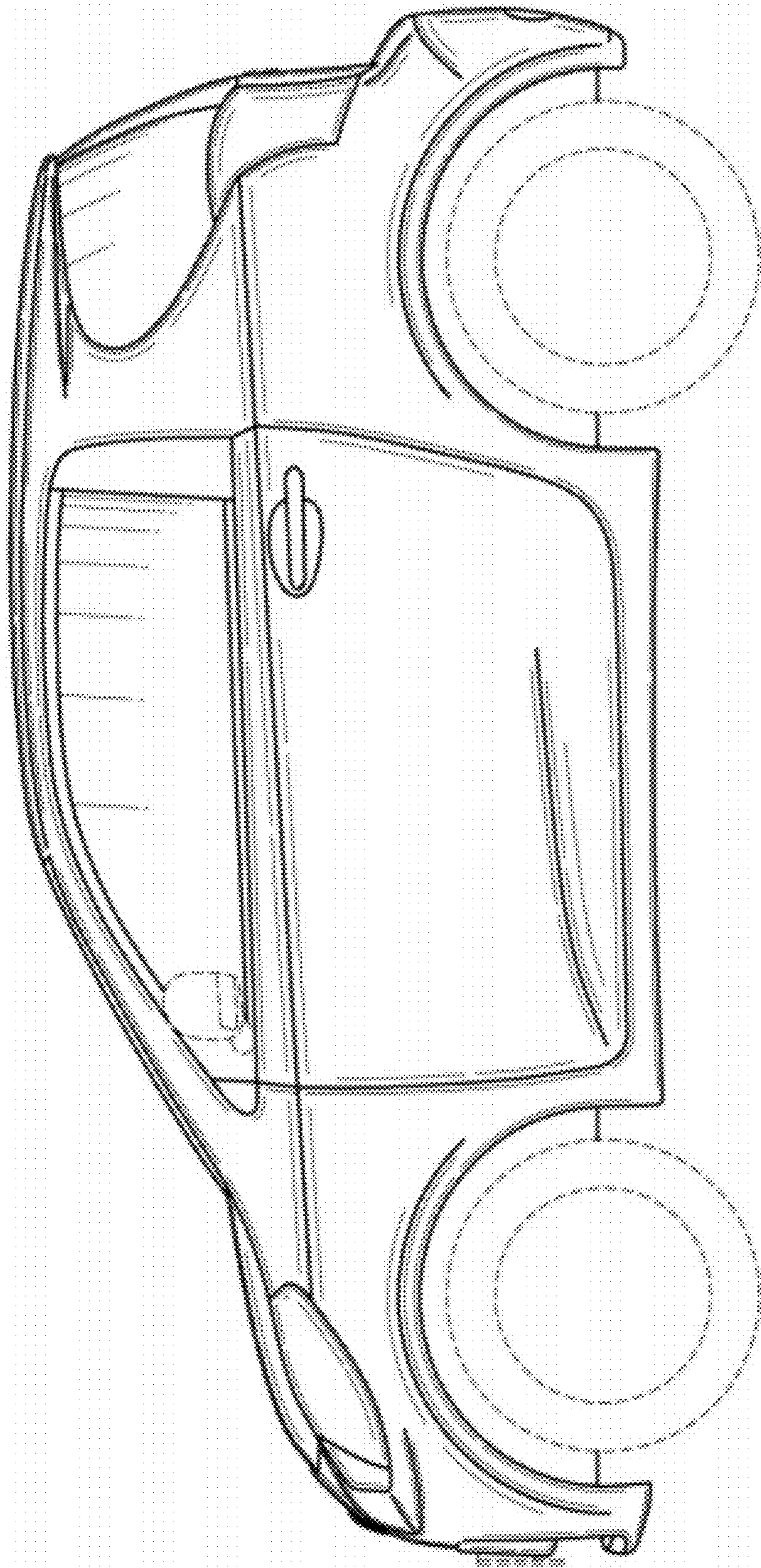


FIG. 5

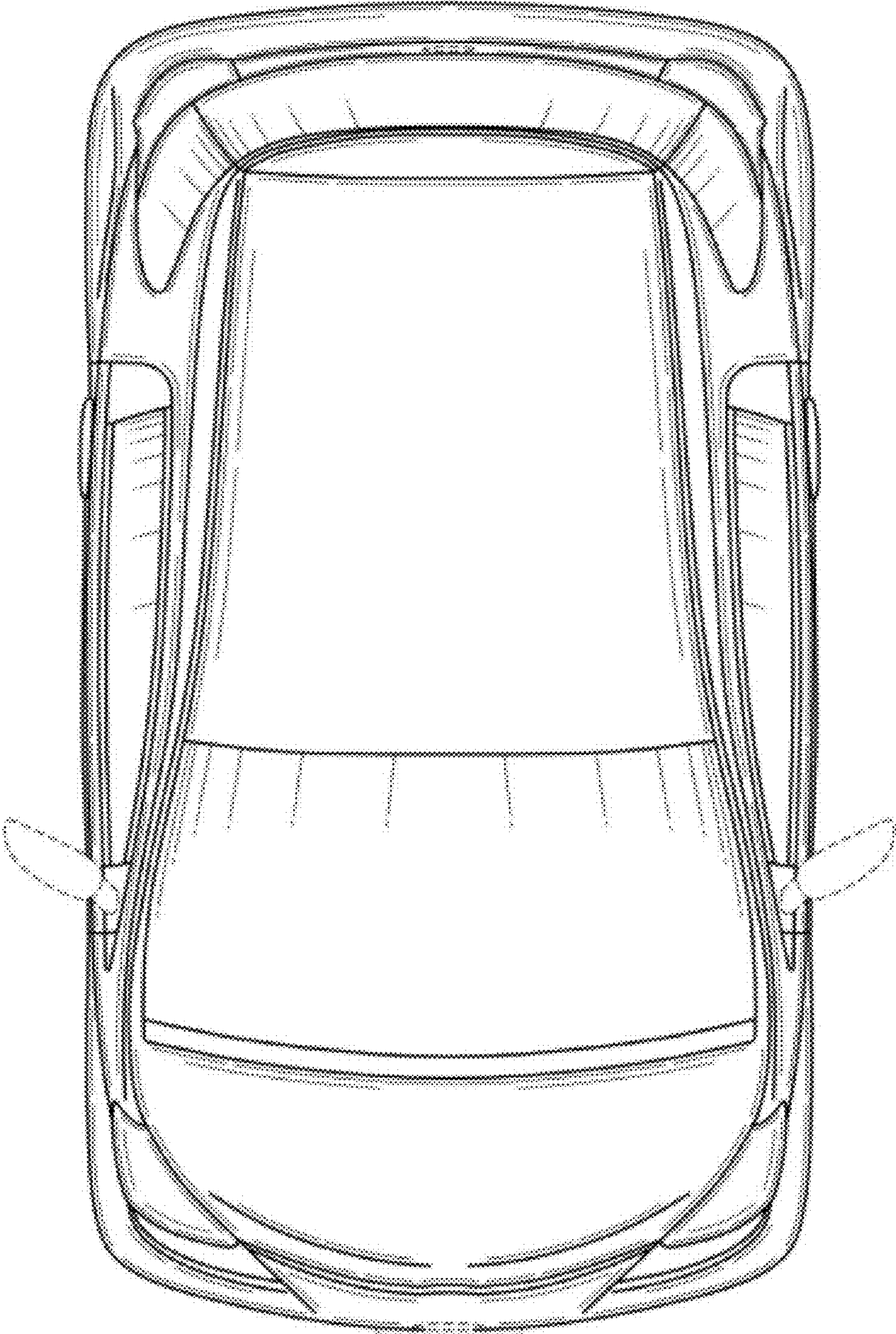


FIG. 6