



US00D675959S

(12) **United States Design Patent**
Zieger

(10) **Patent No.:** **US D675,959 S**

(45) **Date of Patent:** **** Feb. 12, 2013**

(54) **BELT BUCKLE**

(76) Inventor: **Michael Zieger**, Furth im Wald (DE)

(**) Term: **14 Years**

(21) Appl. No.: **29/418,419**

(22) Filed: **Apr. 16, 2012**

(30) **Foreign Application Priority Data**

Oct. 17, 2011 (EP) 001933078-0003

(51) **LOC (9) Cl.** **02-07**

(52) **U.S. Cl.** **D11/231**

(58) **Field of Classification Search** D11/200-241;
D2/625-629; 24/614, 625, 650, 199-200,
24/170, 30.5 R, 318; 224/163

See application file for complete search history.

(56) **References Cited**

U.S. PATENT DOCUMENTS

D242,506 S	*	11/1976	Dolas	D11/232
D245,377 S	*	8/1977	Romano	D11/231
D257,547 S	*	11/1980	Smith et al.	D11/232
D535,916 S	*	1/2007	Mouquet	D11/231
D581,836 S	*	12/2008	Bettinardi	D11/231
D613,201 S	*	4/2010	Orr	D11/231
D626,030 S	*	10/2010	Valdez	D11/231

* cited by examiner

Primary Examiner — T. Chase Nelson

Assistant Examiner — Mark Cavanna

(74) *Attorney, Agent, or Firm* — Osha • Liang LLP; John W. Montgomery

(57) **CLAIM**

The ornamental design for a belt buckle, as shown and described.

DESCRIPTION

FIG. 1 is a front view of a belt buckle showing my new design; FIG. 2 is a top view of the design according to the invention. The bottom view of the present design is a mirror image of the top view.

FIG. 3 is a right side view of the design according to the invention.

FIG. 4 is a back view of the design according to the invention; and,

FIG. 5 is a left side view of the design according to the invention.

The portions of the figures shown in broken lines are for purposes of depicting portions of the belt buckle that form no part of the claimed design. The broken line within the perimeter of the back view in FIG. 4 is a boundary in which the elements and surfaces shown within these broken lines, excepting those portions shown in solid lines, also form no part of the claimed design.

1 Claim, 1 Drawing Sheet

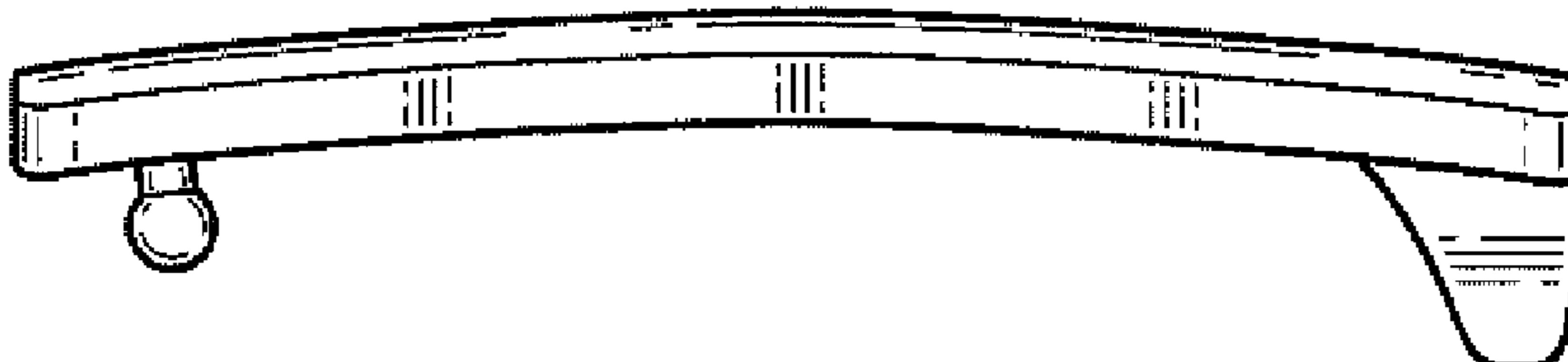




FIG. 1

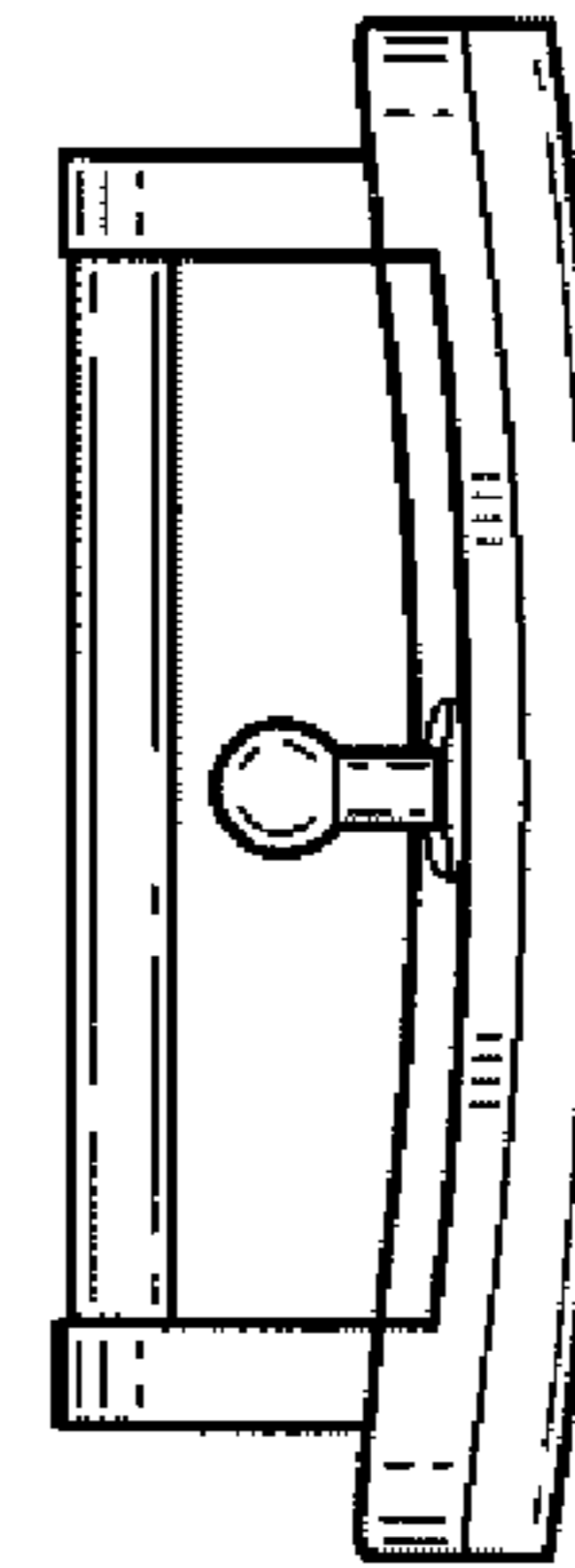


FIG. 3




FIG. 2

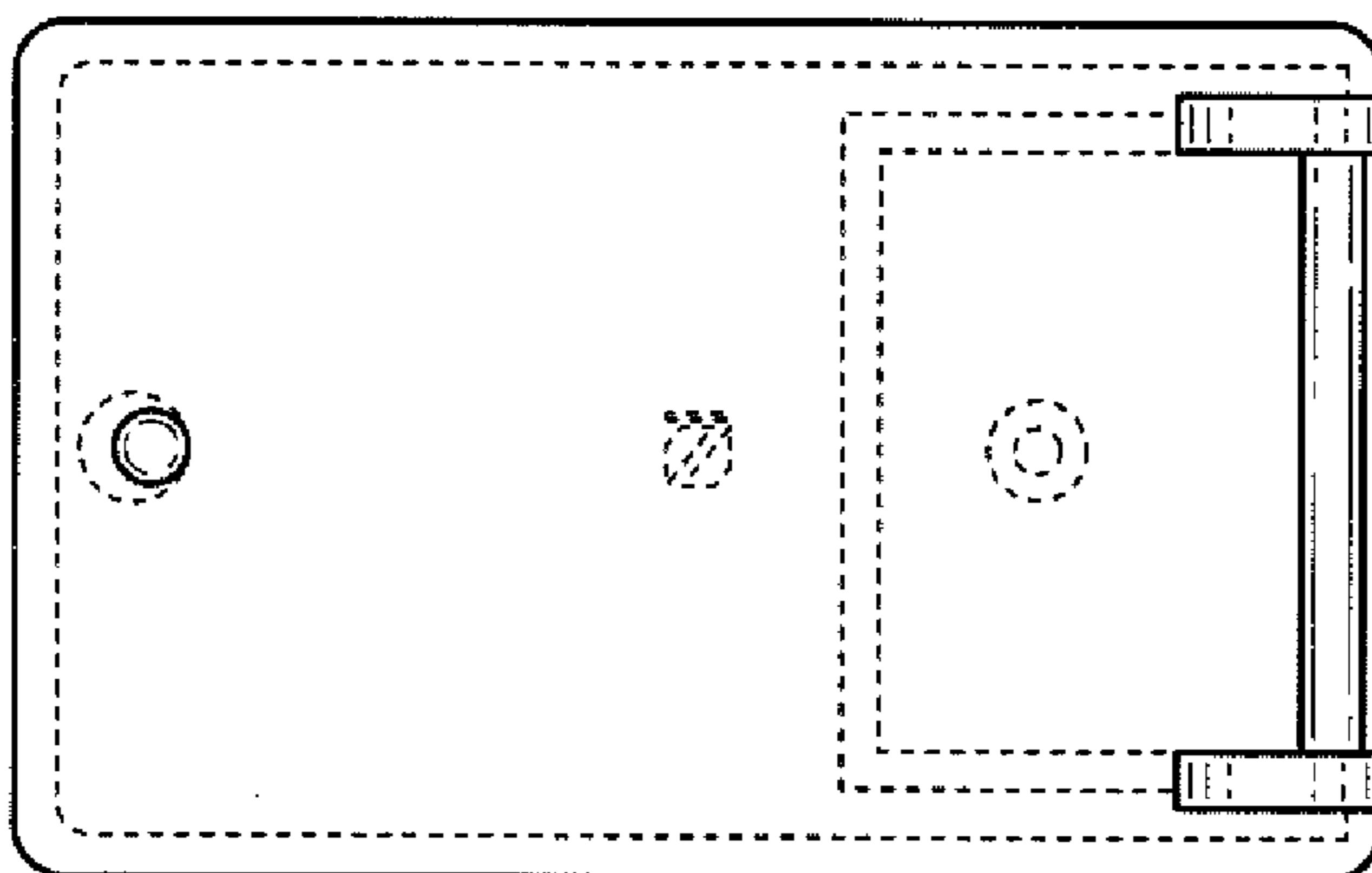


FIG. 4

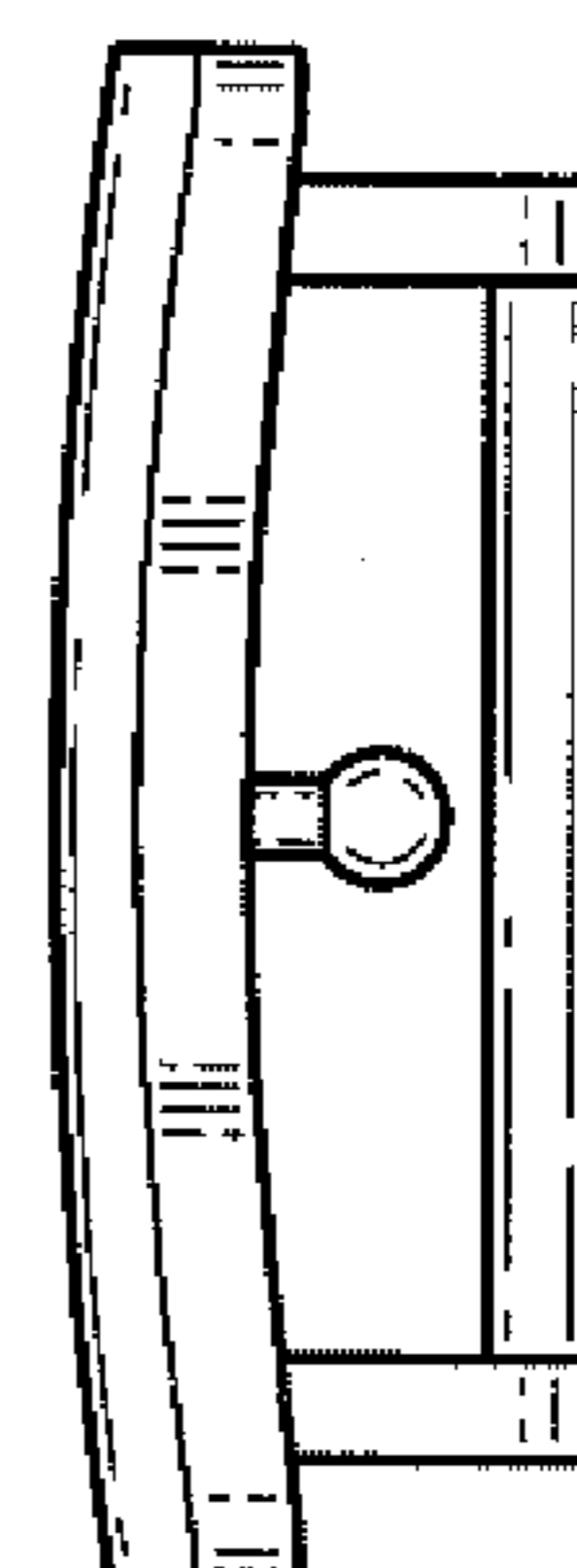


FIG. 5

UNITED STATES PATENT AND TRADEMARK OFFICE
CERTIFICATE OF CORRECTION

PATENT NO. : D675,959 S
APPLICATION NO. : 29/418419
DATED : February 12, 2013
INVENTOR(S) : Michael Zieger

Page 1 of 1

It is certified that error appears in the above-identified patent and that said Letters Patent is hereby corrected as shown below:

Title Page, below Item (54) should read
--(76) Inventor: Michael Zieger, Bühl, DE--.

Signed and Sealed this
Twenty-sixth Day of May, 2015



Michelle K. Lee
Director of the United States Patent and Trademark Office