



US00D675896S

(12) **United States Design Patent**
Sato

(10) **Patent No.:** **US D675,896 S**
(45) **Date of Patent:** **** Feb. 12, 2013**

(54) **KNIFE**

(76) Inventor: **Mitsutaka Sato**, Saitama (JP)

(**) Term: **14 Years**

(21) Appl. No.: **29/405,669**

(22) Filed: **Nov. 4, 2011**

(30) **Foreign Application Priority Data**

May 19, 2011 (JP) 2011-11244

(51) **LOC (9) Cl.** **08-03**

(52) **U.S. Cl.** **D8/98**

(58) **Field of Classification Search** D8/16,
D8/18-19, 20, 40, 98-99, 102, 104-105,
D8/107; 30/2, 286-287, 294, 314, 317, 337,
30/353

See application file for complete search history.

(56) **References Cited**

U.S. PATENT DOCUMENTS

| | | | | | |
|----------|-----|---------|--------------|-------|--------|
| 40,869 | A * | 12/1863 | Travis | | 30/353 |
| 164,880 | A * | 6/1875 | Shelton | | 30/314 |
| 866,308 | A * | 9/1907 | Sanders | | 30/317 |
| D250,510 | S * | 12/1978 | Bujan | | D8/40 |
| D348,594 | S * | 7/1994 | Clark et al. | | D8/40 |
| D609,539 | S * | 2/2010 | Vagnby | | D8/40 |

* cited by examiner

Primary Examiner — Philip S Hyder

Assistant Examiner — Roselynnne Cody

(74) *Attorney, Agent, or Firm* — Buchanan Ingersoll & Rooney PC

(57) **CLAIM**

The ornamental design for a knife, as shown and described.

DESCRIPTION

FIG. 1 is a perspective view of a knife showing my new design, with the rear blade in an open position.

FIG. 2 is a front elevational view thereof, the rear elevational view being a mirror image.

FIG. 3 is a top plan view thereof.

FIG. 4 is a bottom plan view thereof.

FIG. 5 is a right side elevational view thereof.

FIG. 6 is a left side elevational view thereof.

FIG. 7 is a perspective view thereof, with the rear blade in a closed position.

FIG. 8 is a front elevational view thereof, the rear elevational view being a mirror image.

FIG. 9 is a top plan view thereof.

FIG. 10 is a bottom plan view thereof.

FIG. 11 is a right side elevational view thereof; and,

FIG. 12 is a left side elevational view thereof.

The broken lines shown in the drawings illustrate environmental structure and form no part of the claimed design.

1 Claim, 8 Drawing Sheets

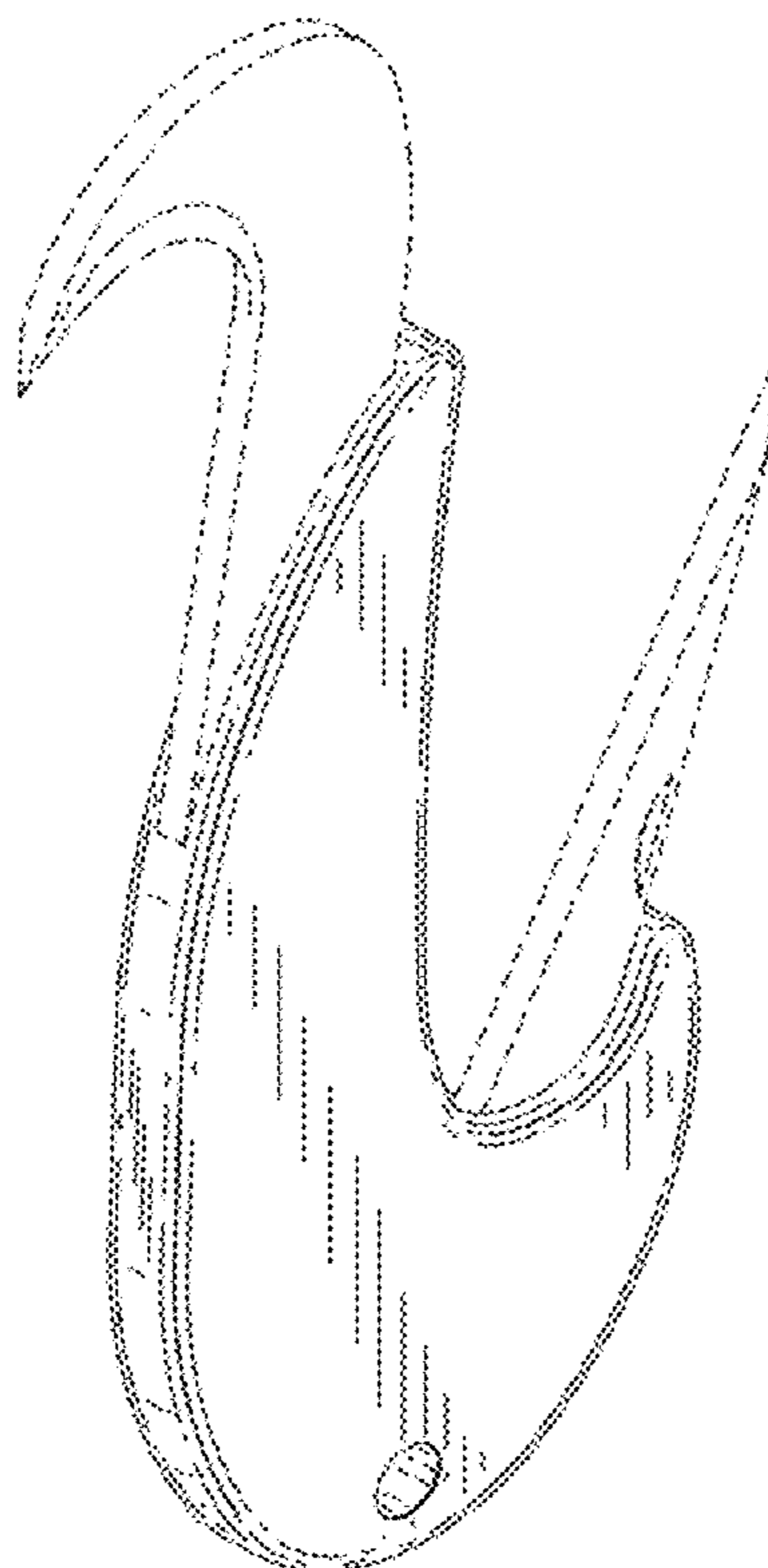
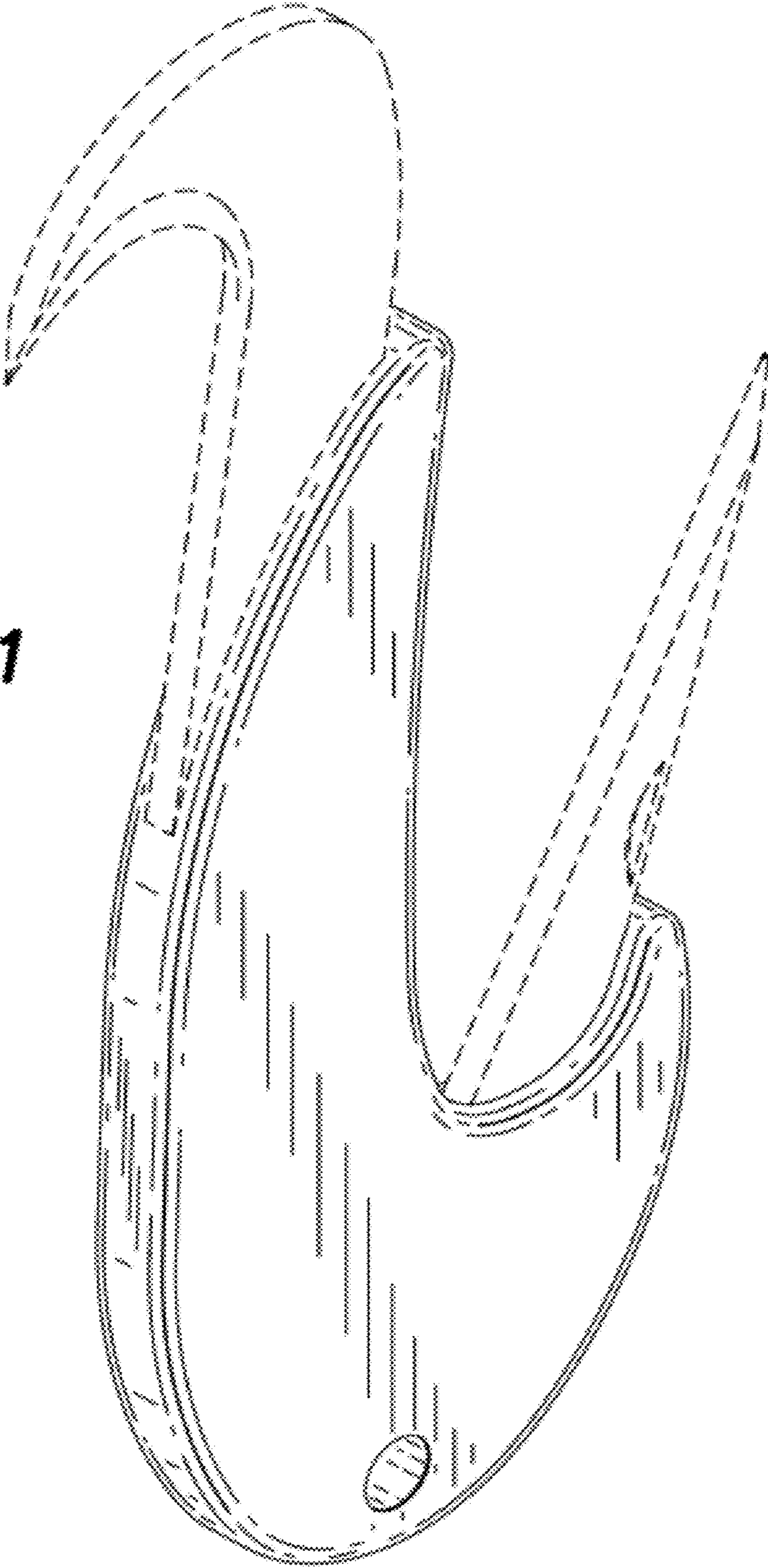


FIG. 1



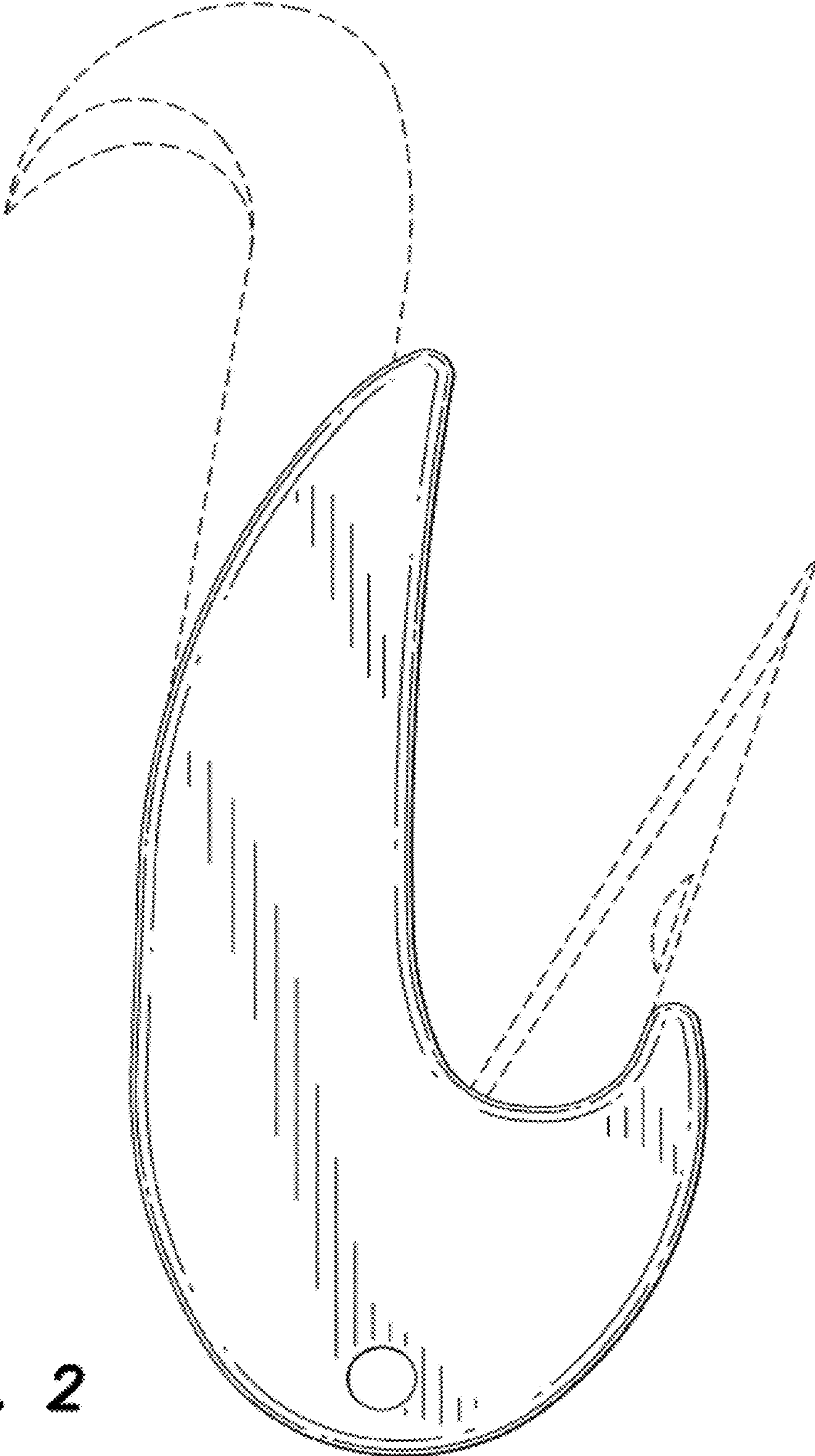


FIG. 2



FIG. 3




FIG. 4

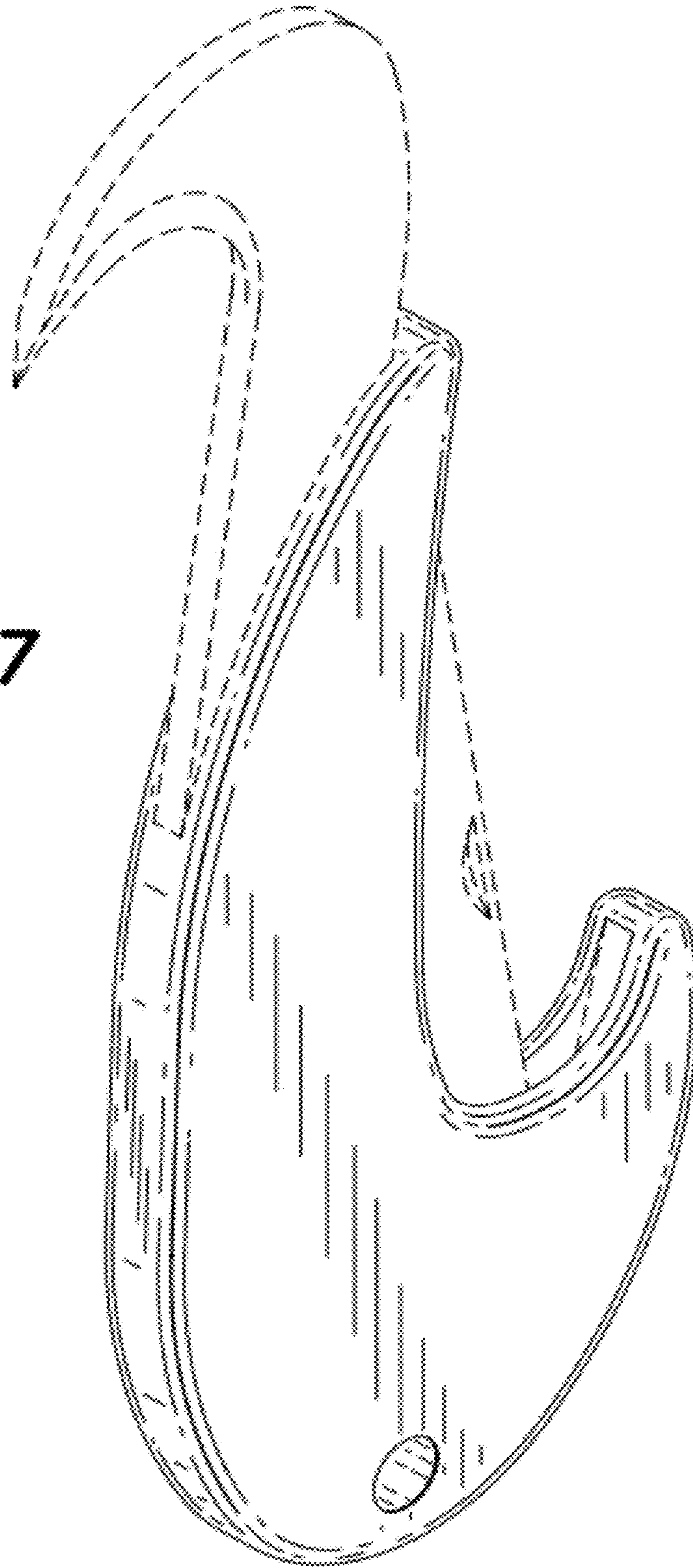


FIG. 6



FIG. 5

FIG. 7






FIG. 8




FIG. 9




FIG. 10




FIG. 12



FIG. 11