



US00D675887S

(12) **United States Design Patent**
Chan

(10) **Patent No.:** **US D675,887 S**

(45) **Date of Patent:** **** Feb. 12, 2013**

(54) **GARLIC PRESS**

(75) **Inventor:** **Eric Ping Pang Chan**, New York, NY
(US)

(73) **Assignee:** **Trudeau Corporation 1889 Inc.**,
Boucherville, Quebec (CA)

(**) **Term:** **14 Years**

(21) **Appl. No.:** **29/383,512**

(22) **Filed:** **Jan. 19, 2011**

(51) **LOC (9) Cl.** **07-04**

(52) **U.S. Cl.** **D7/666**

(58) **Field of Classification Search** D7/368,
D7/665-666, 669, 680, 683, 686, 693, 388;
99/495, 509-510; 100/111, 125, 234; 241/84.3
See application file for complete search history.

(56) **References Cited**

U.S. PATENT DOCUMENTS

413,244	A *	10/1889	Rice	241/84.3
D418,379	S *	1/2000	Huang	D7/666
D425,762	S *	5/2000	Short et al.	D7/666
6,109,170	A *	8/2000	Short et al.	99/510
6,237,474	B1 *	5/2001	Short et al.	99/510

D496,228	S *	9/2004	Greiner	D7/666
D517,380	S *	3/2006	Kortleven et al.	D7/680
D521,814	S *	5/2006	Dorion	D7/665
7,296,762	B2 *	11/2007	Dorion	241/169
D648,988	S *	11/2011	Ablo	D7/666

* cited by examiner

Primary Examiner — Dana L Meyrow

(74) *Attorney, Agent, or Firm* — RatnerPrestia

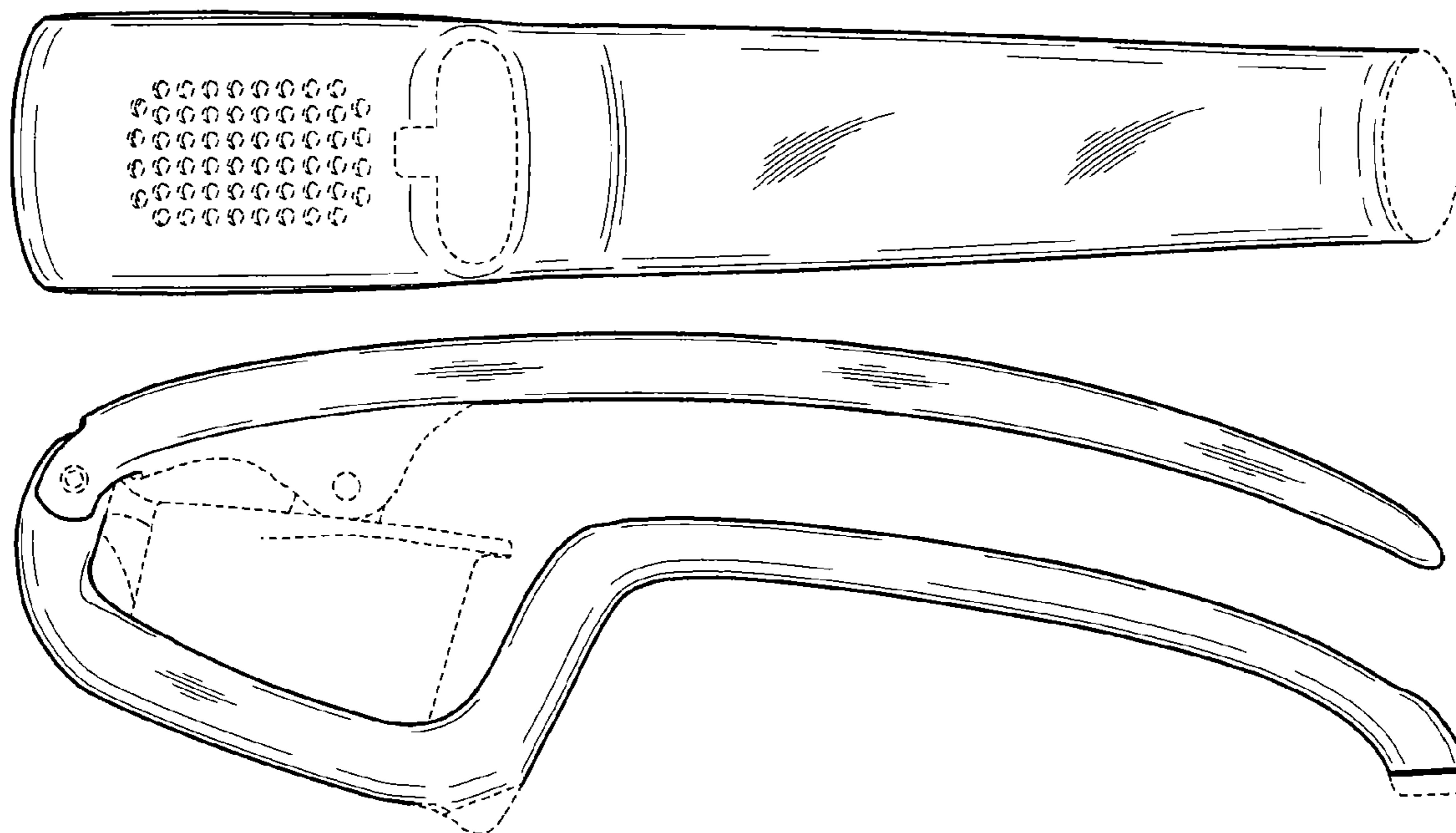
(57) **CLAIM**

The ornamental design for a garlic press, as shown and described.

DESCRIPTION

FIG. 1 is a top side perspective view of a garlic press according to the present design;
FIG. 2 is a bottom view of the garlic press of FIG. 1;
FIG. 3 is a side elevational view of the garlic press of FIG. 1, the other side view being a mirror image thereof;
FIG. 4 is a top view of the garlic press of FIG. 1;
FIG. 5 is a rear view of the garlic press of FIG. 1; and,
FIG. 6 is a front view of the garlic press of FIG. 1.
The broken lines form no part of the design and are for illustrative purposes only.

1 Claim, 3 Drawing Sheets



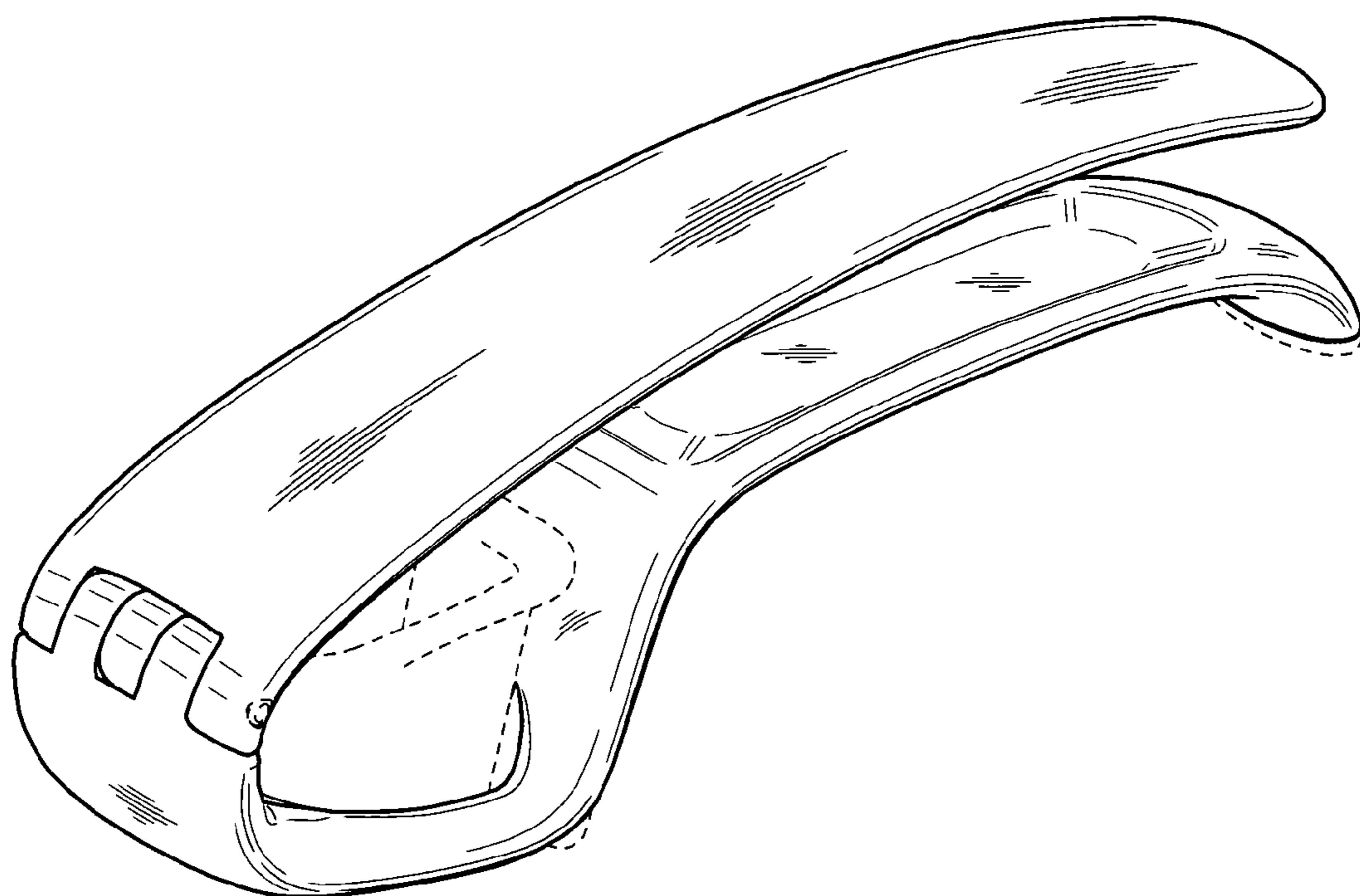


FIG. 1




FIG. 2

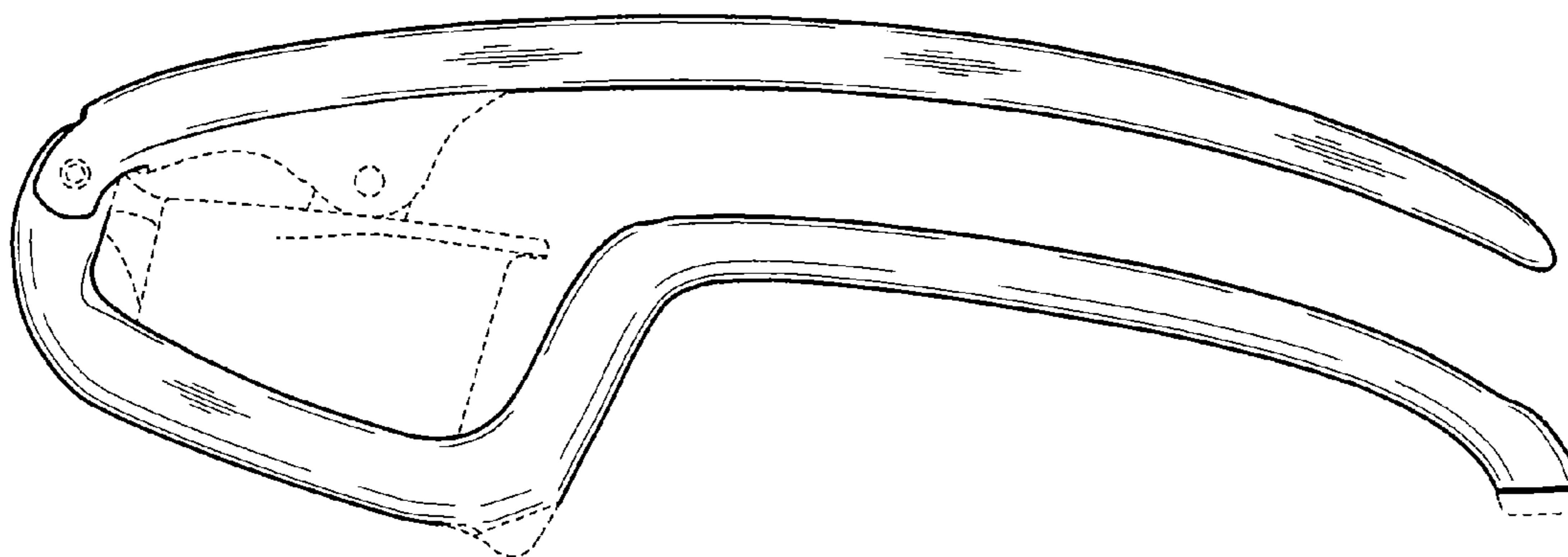


FIG. 3




FIG. 4




FIG. 5




FIG. 6