



US00D675886S

(12) **United States Design Patent**  
**Gates**

(10) **Patent No.:** **US D675,886 S**

(45) **Date of Patent:** **\*\* Feb. 12, 2013**

(54) **SNACK CHIP EATING UTENSIL**

(76) Inventor: **Jeffrey S. Gates**, Lakeside, CA (US)

(\*\*) Term: **14 Years**

(21) Appl. No.: **29/418,969**

(22) Filed: **Apr. 24, 2012**

(51) **LOC (9) Cl.** ..... **07-03**

(52) **U.S. Cl.** ..... **D7/653; D7/401.2**

(58) **Field of Classification Search** ..... D7/368,  
D7/393-395, 401.2, 642-646, 649-654, 660-664,  
D7/669, 675-676, 683, 688-692, 695-696;  
7/112; 30/120.1, 137, 141-143, 147-150,  
30/322-327, 329, 340, 342-344; 416/70 R,  
416/75; 456/6

See application file for complete search history.

(56) **References Cited**

**U.S. PATENT DOCUMENTS**

416,736	A *	12/1889	McPherson	.....	7/112
D28,444	S *	4/1898	Richardson	.....	D7/663
1,322,981	A *	11/1919	Waller	.....	30/322
2,835,971	A *	5/1958	Neuman	.....	30/322
4,200,961	A *	5/1980	Mueller	.....	452/6

5,613,904	A *	3/1997	LaSalle et al.	.....	452/6
6,536,114	B2 *	3/2003	Lawless	.....	30/120.1
D528,872	S *	9/2006	Wall	.....	D7/653
7,716,842	B2 *	5/2010	Sumner-Trivisani et al.	..	30/324
2006/0143927	A1 *	7/2006	Bach	.....	30/120.1

\* cited by examiner

*Primary Examiner* — Ricky Pham

(74) *Attorney, Agent, or Firm* — Richard D. Clarke

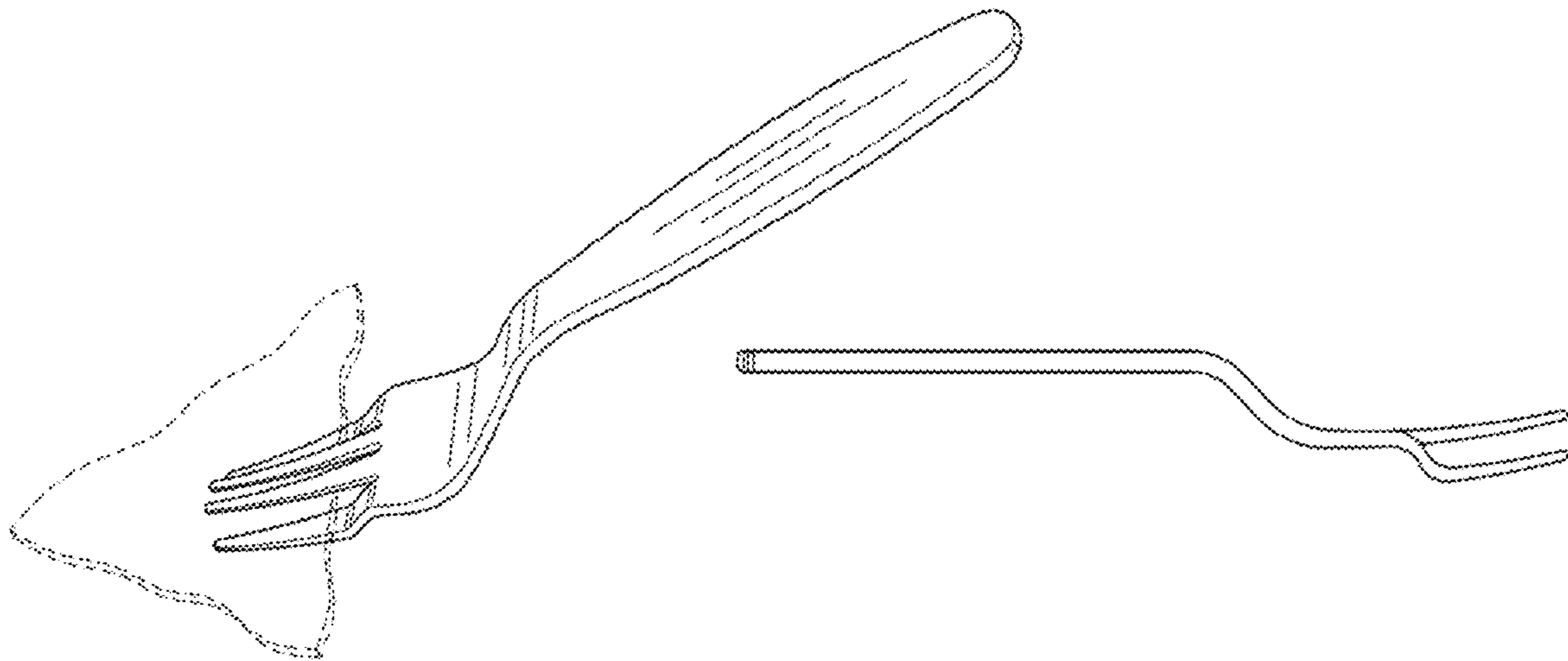
(57) **CLAIM**

I claim the ornamental design for a snack chip eating utensil, as shown and described.

**DESCRIPTION**

FIG. 1 is a side elevation, front and top perspective view of the snack chip eating utensil;  
FIG. 2 is a top plan view of the snack chip eating utensil;  
FIG. 3 is a rear view of the snack chip eating utensil;  
FIG. 4 is a side elevation view of the snack chip eating utensil;  
FIG. 5 is a front view of the snack chip eating utensil; and,  
FIG. 6 is a bottom view of the snack chip eating utensil.  
The broken line showing of environment in FIG. 1 is included for the purpose of illustration only and forms no part of the claimed design.

**1 Claim, 2 Drawing Sheets**



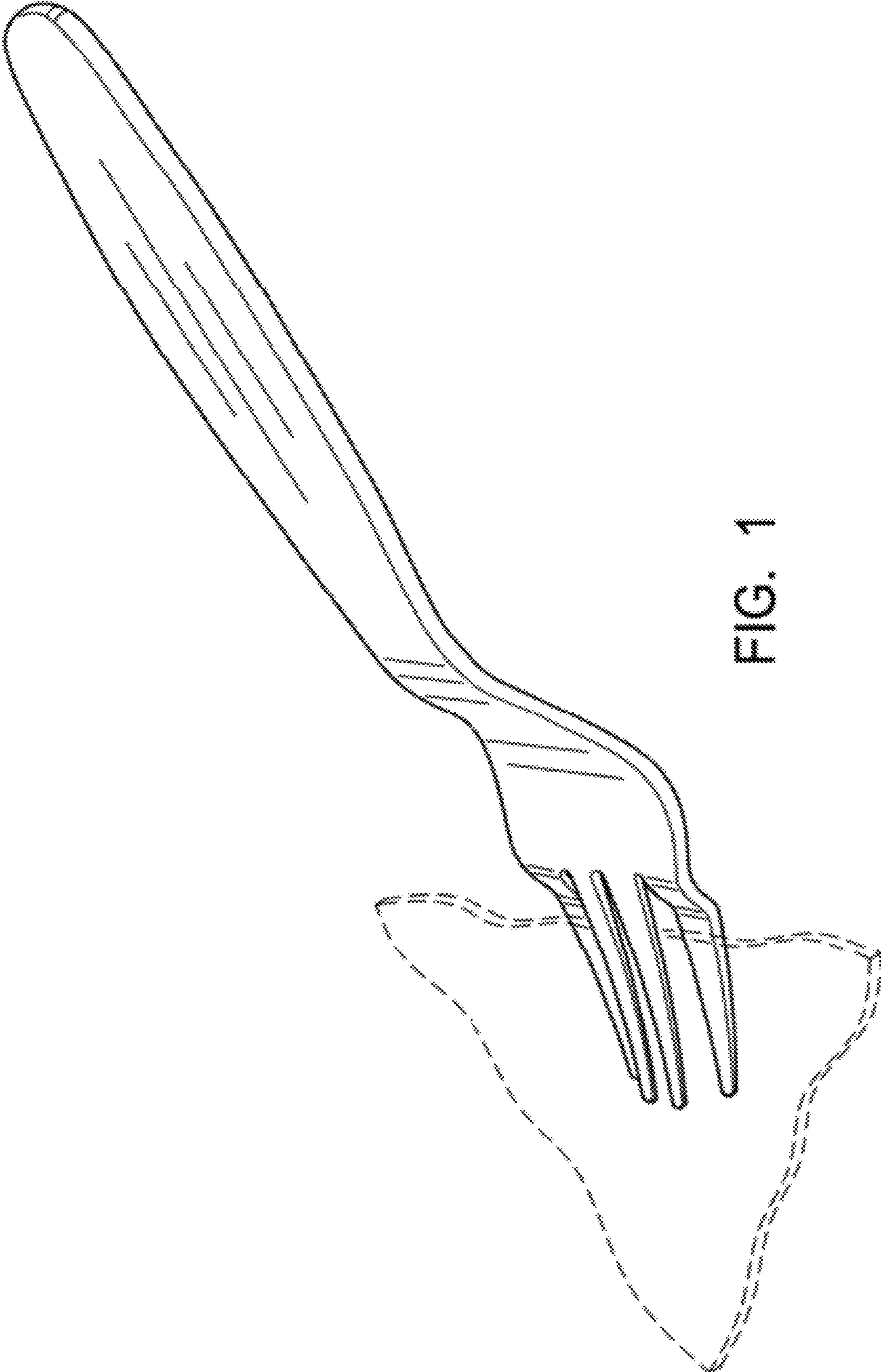


FIG. 1

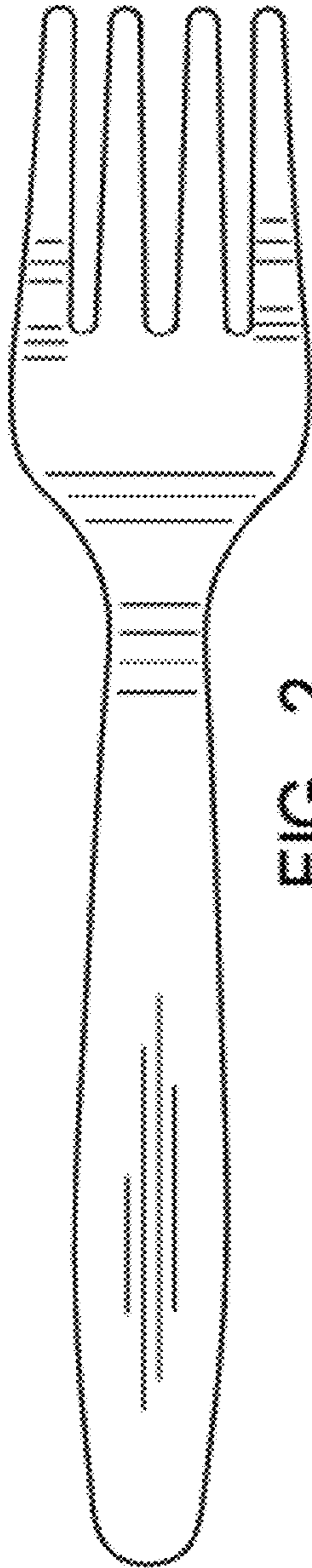


FIG. 2

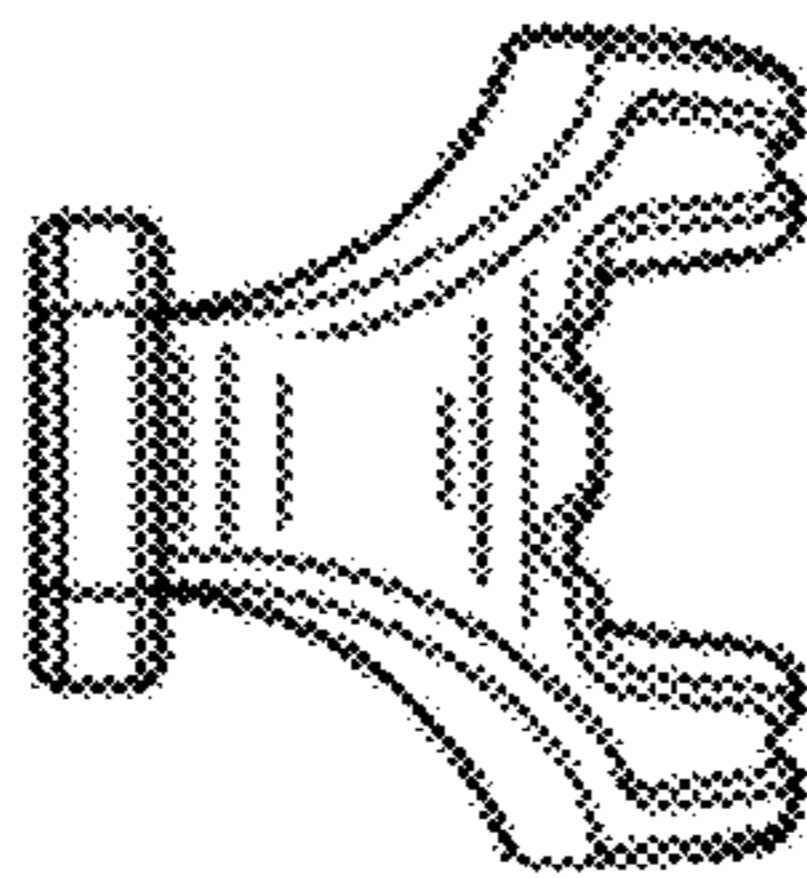


FIG. 3

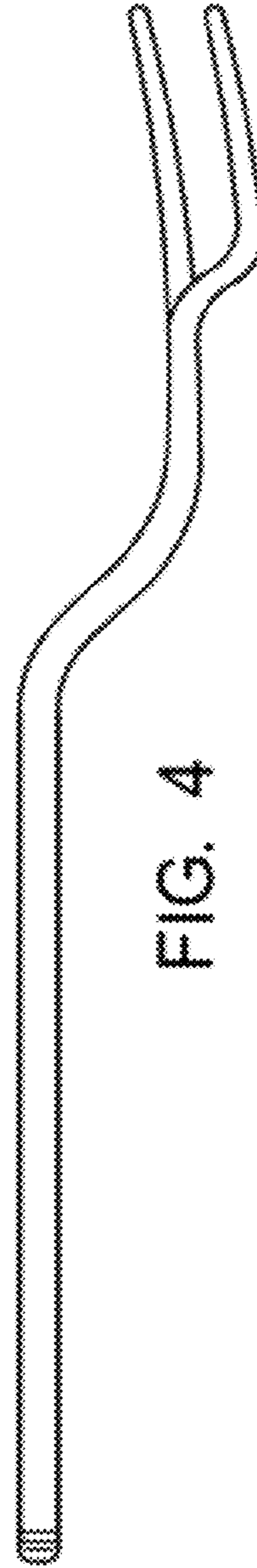


FIG. 4

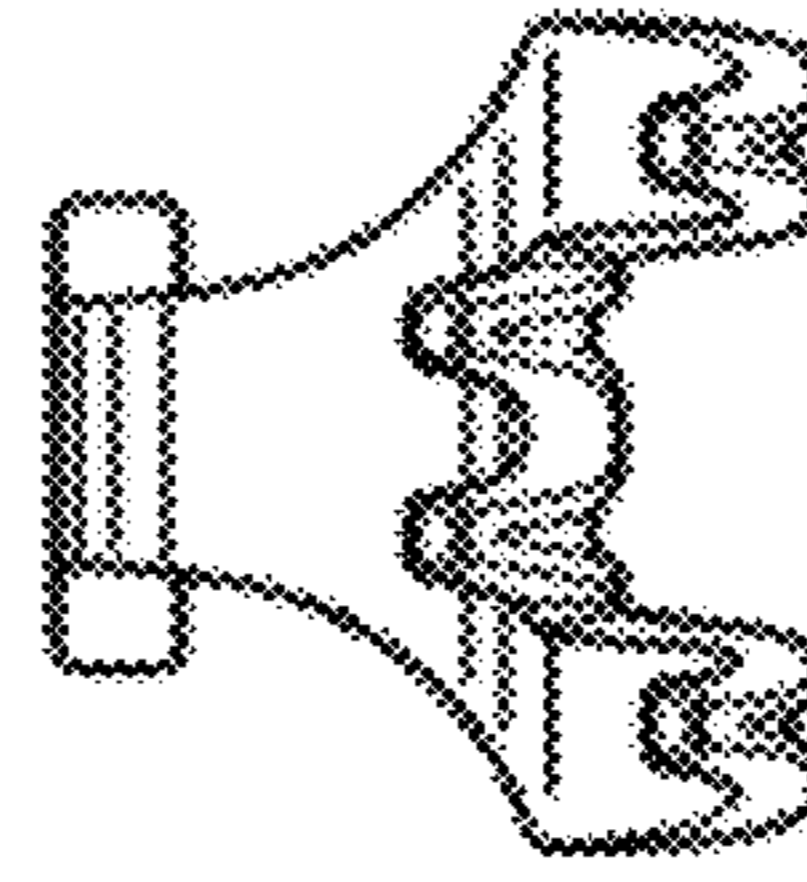


FIG. 5

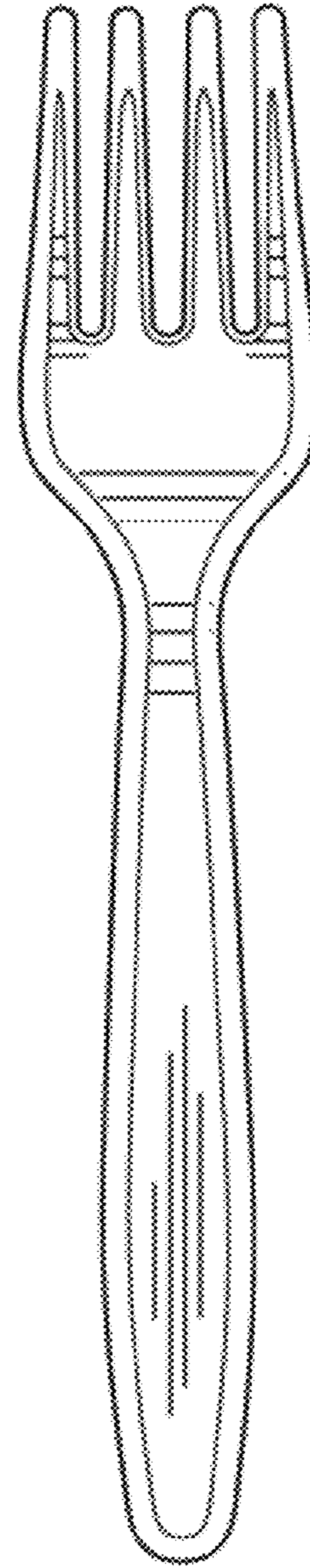


FIG. 6