



US00D675865S

(12) **United States Design Patent**  
**Wahl**

(10) **Patent No.:** **US D675,865 S**

(45) **Date of Patent:** **\*\* Feb. 12, 2013**

(54) **BEVERAGE CONTAINER LID**

(75) Inventor: **Andrew C. F. Wahl**, Seattle, WA (US)

(73) Assignee: **Pacific Market International, LLC**,  
Seattle, WA (US)

(\*\*) Term: **14 Years**

(21) Appl. No.: **29/369,214**

(22) Filed: **Sep. 3, 2010**

(51) **LOC (9) Cl.** ..... **07-01**

(52) **U.S. Cl.** ..... **D7/392.1**

(58) **Field of Classification Search** ..... D7/300,  
D7/387, 391, 392, 392.1, 393, 509, 510, 511,  
D7/538, 629, 900; D9/434, 435, 438, 439,  
D9/440, 443, 446, 447, 448, 449, 452, 453,  
D9/454; D24/199; 215/12.1, 216, 225, 230,  
215/233, 237, 238, 249, 251, 253, 254, 255,  
215/266, 318, 354, 364; 220/254.3, 254.5,  
220/254.9, 264, 266, 368, 521, 711, 714

See application file for complete search history.

(56) **References Cited**

**U.S. PATENT DOCUMENTS**

4,453,644 A \* 6/1984 Berglund ..... 215/255  
4,768,667 A \* 9/1988 Magnusson ..... 215/255  
D308,828 S \* 6/1990 Magnusson ..... D9/438

D436,862 S \* 1/2001 Witt et al. .... D9/438  
D451,392 S \* 12/2001 Kitamura et al. .... D9/447  
D463,280 S \* 9/2002 Brozell ..... D9/449  
D600,973 S \* 9/2009 Lane ..... D7/396.2  
D608,204 S \* 1/2010 Caroen et al. .... D9/503  
D609,093 S \* 2/2010 Wisniewski et al. .... D9/449  
D624,362 S \* 9/2010 Wahl ..... D7/510  
D655,580 S \* 3/2012 Kotani ..... D7/608  
D660,081 S \* 5/2012 Gilbert ..... D7/509  
2012/0024854 A1 \* 2/2012 Wahl et al. .... 220/262

\* cited by examiner

*Primary Examiner* — Susan E Krakower

(74) *Attorney, Agent, or Firm* — Davis Wright Tremaine  
LLP; George C. Rondeau, Jr.

(57) **CLAIM**

The ornamental design for a beverage container lid, as shown  
and described.

**DESCRIPTION**

FIG. 1 is a top left side perspective view of a beverage con-  
tainer lid showing my new design.

FIG. 2 is a right side elevational view thereof.

FIG. 3 is a left side elevational view thereof.

FIG. 4 is a rear elevational view thereof.


FIG. 5 is a front elevational view thereof.

FIG. 6 is a top plan view thereof; and,

FIG. 7 is a bottom plan view thereof.

The broken lines represent portions of the beverage container  
lid that form no part of the claim.

**1 Claim, 4 Drawing Sheets**






Fig. 1




Fig. 2




Fig. 3



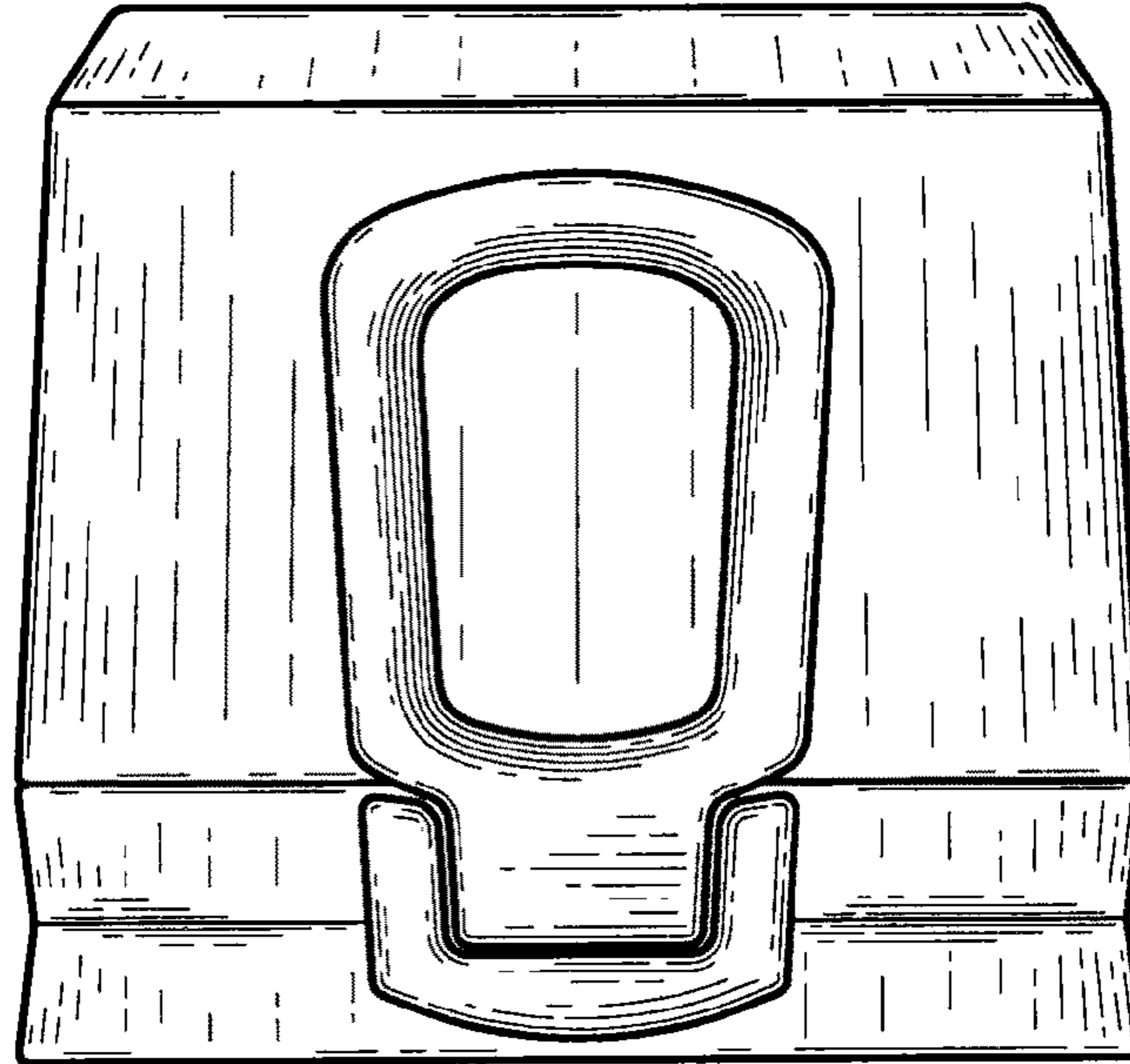


Fig. 4

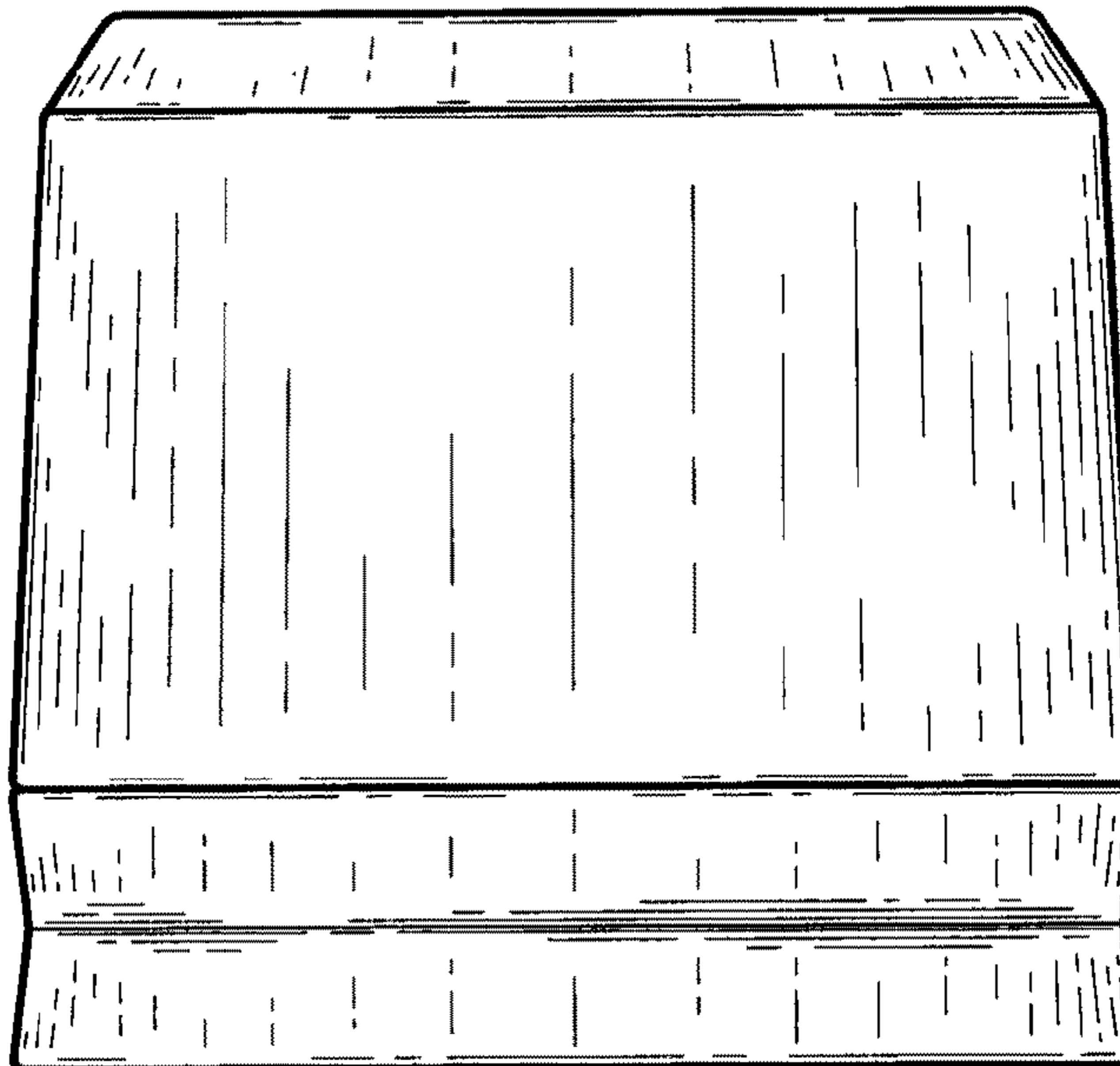


Fig. 5

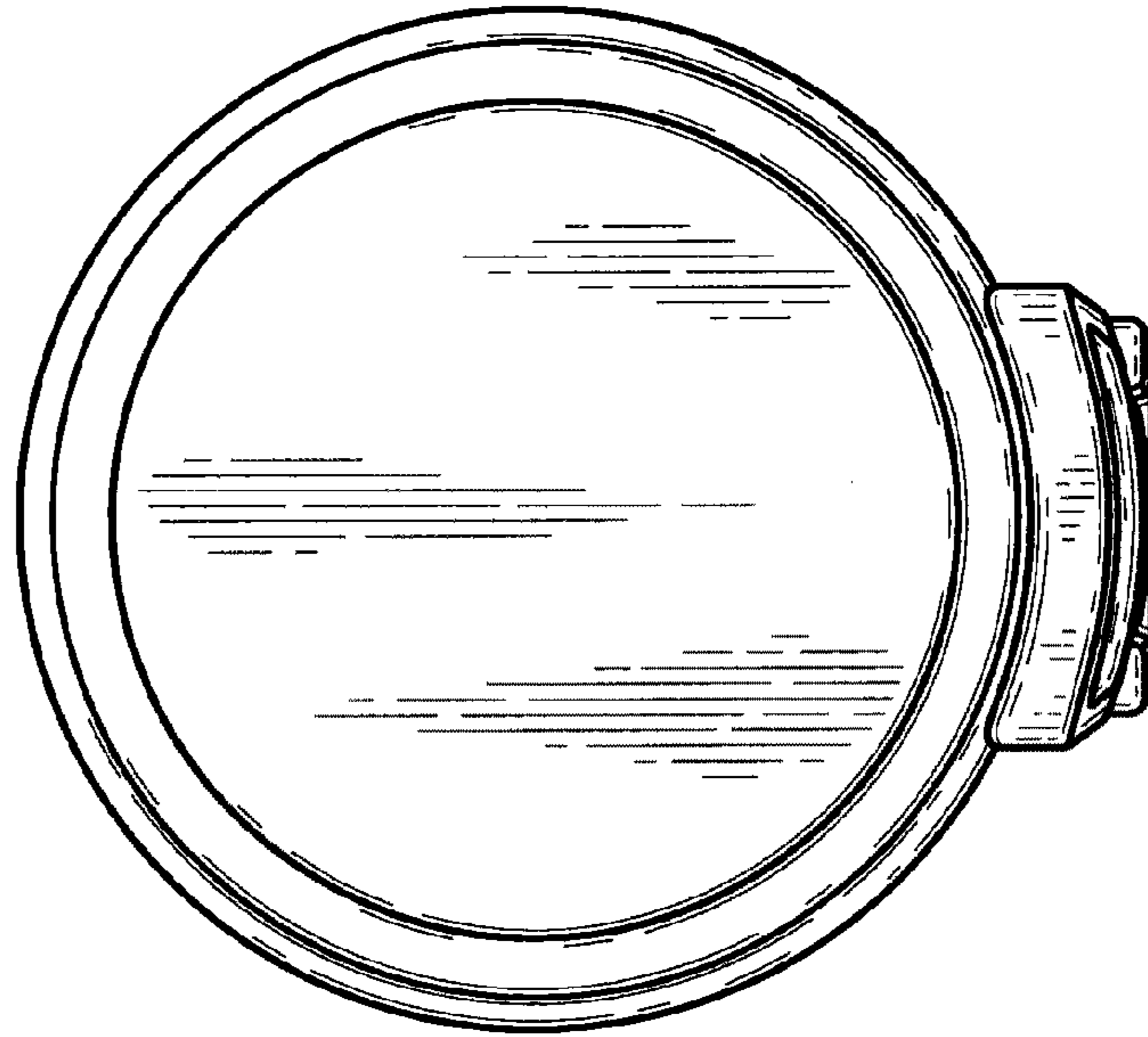


Fig. 6

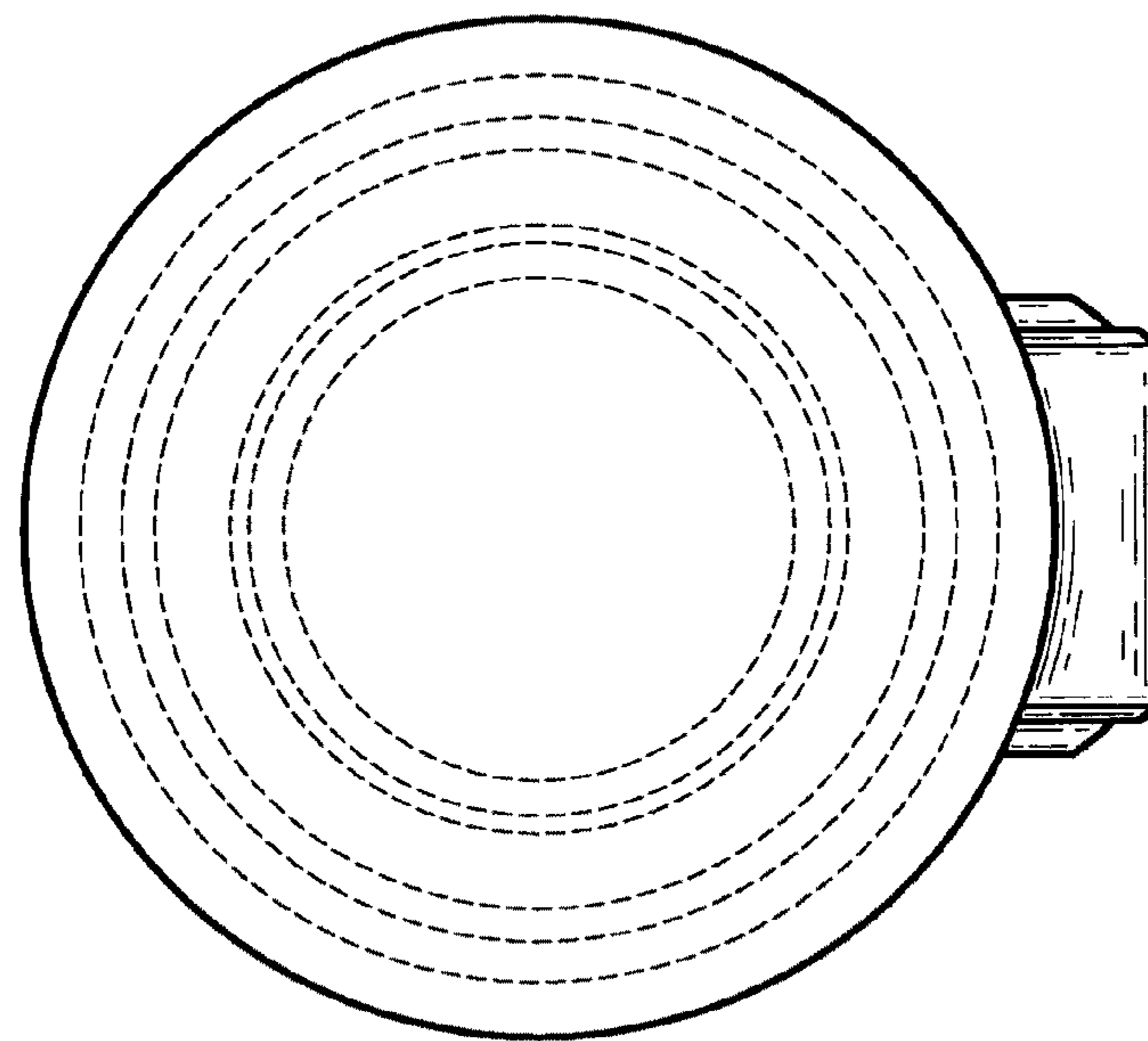


Fig. 7