

US00D675861S

(12) **United States Design Patent**
Gray

(10) **Patent No.:** **US D675,861 S**

(45) **Date of Patent:** **** Feb. 12, 2013**

(54) **PITCHER**

(75) Inventor: **Anna-Karin Gray**, Stockholm (SE)

(73) Assignee: **Aktiebolaget Electrolux**, Stockholm (SE)

(**) Term: **14 Years**

(21) Appl. No.: **29/401,687**

(22) Filed: **Sep. 14, 2011**

(30) **Foreign Application Priority Data**

Mar. 15, 2011 (EM) 001265284

(51) **LOC (9) Cl.** **07-01**

(52) **U.S. Cl.** **D7/318; D7/317**

(58) **Field of Classification Search** D7/316-319,
D7/300, 600, 598; D23/209; 220/533; 222/465.1;
210/85

See application file for complete search history.

(56) **References Cited**

U.S. PATENT DOCUMENTS

D173,455 S * 11/1954 Reinecke et al. D7/317
 3,861,565 A * 1/1975 Rickmeier, Jr. 222/131
 D336,760 S 6/1993 Raunkjaer
 D416,163 S * 11/1999 Doritty et al. D7/319
 D439,790 S * 4/2001 Matsushita et al. D7/319
 D440,110 S * 4/2001 Tanner et al. D7/319
 D501,755 S 2/2005 Namur
 D506,639 S 6/2005 Jalet
 D516,364 S * 3/2006 Davies et al. D7/319
 D517,852 S 3/2006 Jalet
 D520,597 S 5/2006 Witte
 D546,113 S 7/2007 Ruoff
 D552,917 S * 10/2007 Hurlbut et al. D7/319
 D573,394 S 7/2008 Tullney et al.
 D573,395 S 7/2008 Tullney et al.
 D576,250 S 9/2008 Born et al.
 7,438,799 B2 * 10/2008 Vandenbelt et al. 210/85
 D583,612 S 12/2008 Wu et al.
 D584,913 S 1/2009 Green et al.
 D585,231 S * 1/2009 Bulala et al. D7/319
 D586,605 S 2/2009 Ma et al.

D594,690 S * 6/2009 Bursztein D7/319
 D604,088 S * 11/2009 Bursztein D7/319
 D616,694 S * 6/2010 Kulikov et al. D7/319
 D618,032 S 6/2010 Kulikov et al.
 D626,777 S 11/2010 Bell et al.
 D626,778 S 11/2010 Bell et al.
 D626,779 S 11/2010 Bell et al.
 D630,894 S * 1/2011 Harris et al. D7/397
 D632,520 S 2/2011 Bell et al.
 D636,627 S * 4/2011 Harris et al. D7/319
 D636,631 S 4/2011 Muddana et al.
 D638,246 S * 5/2011 Harris et al. D7/316
 D639,102 S 6/2011 Harris et al.
 D651,446 S * 1/2012 Sheppard et al. D7/318
 2008/0314808 A1 * 12/2008 Vandenbelt et al. 210/85

FOREIGN PATENT DOCUMENTS

DE M9301281-0002 2/2004
 DE M9301281-0003 2/2004
 DE M9804424-0001 5/2004
 DE M9804424-0002 5/2004
 DE M9803309-0001 3/2009
 DE M9803309-0002 3/2009
 DE 40400924-0001 8/2009
 DE 49909318-0001 9/2010
 DE 49909318-0002 9/2010
 DE 49909318-0003 9/2010
 DE 49909318-0004 9/2010
 DE 49909318-0005 9/2010

(Continued)

Primary Examiner — Marianne Pandozzi

(74) *Attorney, Agent, or Firm* — Banner & Witcoff, Ltd.

(57) **CLAIM**

The ornamental design for a pitcher, as shown and described.

DESCRIPTION

FIG. 1 is a perspective view of a pitcher showing my new design;

FIG. 2 is a right side view thereof;

FIG. 3 is a top view thereof;

FIG. 4 is a left side view thereof;

FIG. 5 is a bottom view thereof;

FIG. 6 is a front view thereof; and,

FIG. 7 is a rear view thereof.

1 Claim, 4 Drawing Sheets



US D675,861 S

Page 2

FOREIGN PATENT DOCUMENTS		
DE	49909318-0006	9/2010
DE	49909319-0001	9/2010
DE	49909319-0002	9/2010
DE	49909319-0003	9/2010
DE	49909319-0004	9/2010
DE	49909319-0005	9/2010
DE	49909319-0006	9/2010

DE	40403886-0001	8/2011
DE	40406643-0001	8/2011
DE	40406643-0002	8/2011
DE	40406643-0003	8/2011
DE	40406643-0004	8/2011
DE	40701888-0001	8/2011
DE	40701889-0001	8/2011

* cited by examiner



FIG. 1



FIG. 2




FIG. 3




FIG. 4




FIG. 5




FIG. 6



FIG. 7