



US00D675846S

(12) **United States Design Patent**
Monaldi et al.

(10) **Patent No.:** **US D675,846 S**
(45) **Date of Patent:** **** Feb. 12, 2013**

(54) **REFRIGERATED DISPLAY CASE**
(75) Inventors: **Gaetano Monaldi**, Montedinove (IT);
Domenico Olori, Folignano (IT);
Ernesto Sacchi, Grottammare (IT);
Sandro Rella, Ascoli Piceno (IT);
Michele Biscotti, San Benedetto del
Tronto (IT)

(73) Assignee: **S.A.G.I. S.p.A.** (IT)

(**) Term: **14 Years**

(21) Appl. No.: **29/358,950**

(22) Filed: **Apr. 2, 2010**

(51) **LOC (9) Cl.** **06-06**

(52) **U.S. Cl.** **D6/470**

(58) **Field of Classification Search** D6/396–397,
D6/432, 436, 470–472, 479; D15/79, 81–85;
62/246, 251, 339, 373; 312/107, 114–117,
312/138.1, 137, 204, 236, 401, 404, 407.1
See application file for complete search history.

(56) **References Cited**

U.S. PATENT DOCUMENTS

1,883,961	A	*	10/1932	Kosmerl	62/297
D244,019	S	*	4/1977	Brown	D15/88
D352,850	S	*	11/1994	Fujii	D6/479
D363,398	S	*	10/1995	Branz et al.	D6/472
D386,502	S	*	11/1997	Sholl	D15/79
D438,879	S	*	3/2001	Tombs	D15/81
D452,514	S	*	12/2001	Tombs	D15/81
D466,949	S	*	12/2002	Chang et al.	D15/85
D477,335	S	*	7/2003	Upton et al.	D15/79

D513,014	S	*	12/2005	Seki	D15/81
D514,137	S	*	1/2006	Seki	D15/81
D519,528	S	*	4/2006	Reese	D15/89
D520,532	S	*	5/2006	Reese et al.	D15/89
D520,533	S	*	5/2006	Reese et al.	D15/89
7,065,977	B2	*	6/2006	Upton et al.	62/246
D524,830	S	*	7/2006	Lei et al.	D15/81
D541,315	S	*	4/2007	Trulaske, Sr.	D15/88
D547,776	S	*	7/2007	Debontridder	D15/81
D625,125	S	*	10/2010	Buckles et al.	D6/470
D630,230	S	*	1/2011	Yang	D15/81
D635,161	S	*	3/2011	Horn	D15/85
D636,746	S	*	4/2011	Beek	D14/126

* cited by examiner

Primary Examiner — Kelley Donnelly

(74) *Attorney, Agent, or Firm* — Laubscher & Laubscher,
P.C.

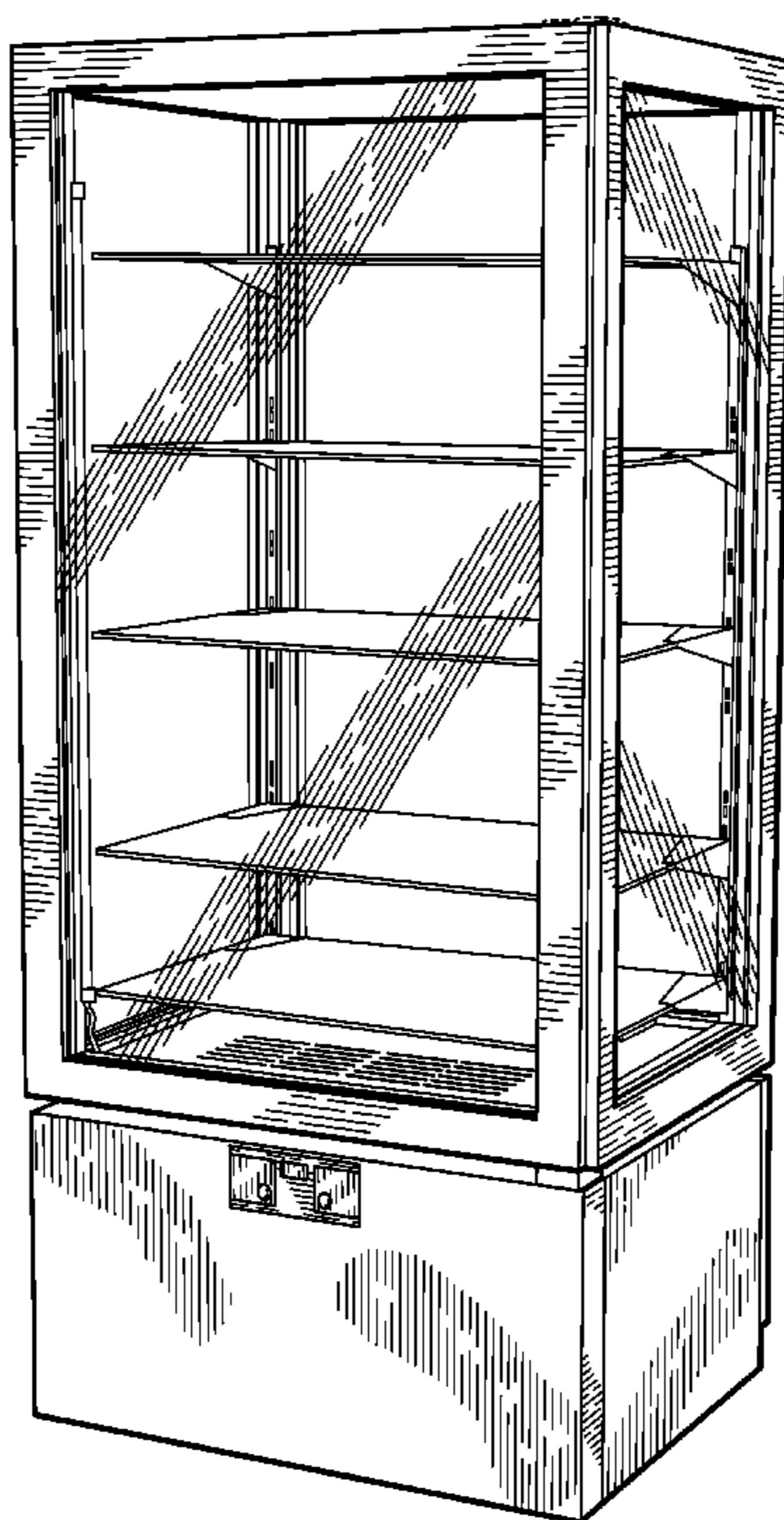
(57) **CLAIM**

The ornamental design for refrigerated display case, as shown
and described.

DESCRIPTION

FIG. 1 is a front perspective view of a refrigerated display
case showing our new design;
FIG. 2 is a rear perspective view thereof;
FIG. 3 is a top perspective view thereof illustrating a shelf;
and,
FIG. 4 is a bottom perspective view thereof illustrating a
shelf.
The broken lines are for the purpose of illustrating the envi-
ronment of the article only and form no part of the claimed
design.

1 Claim, 3 Drawing Sheets






FIG. 1




FIG. 2

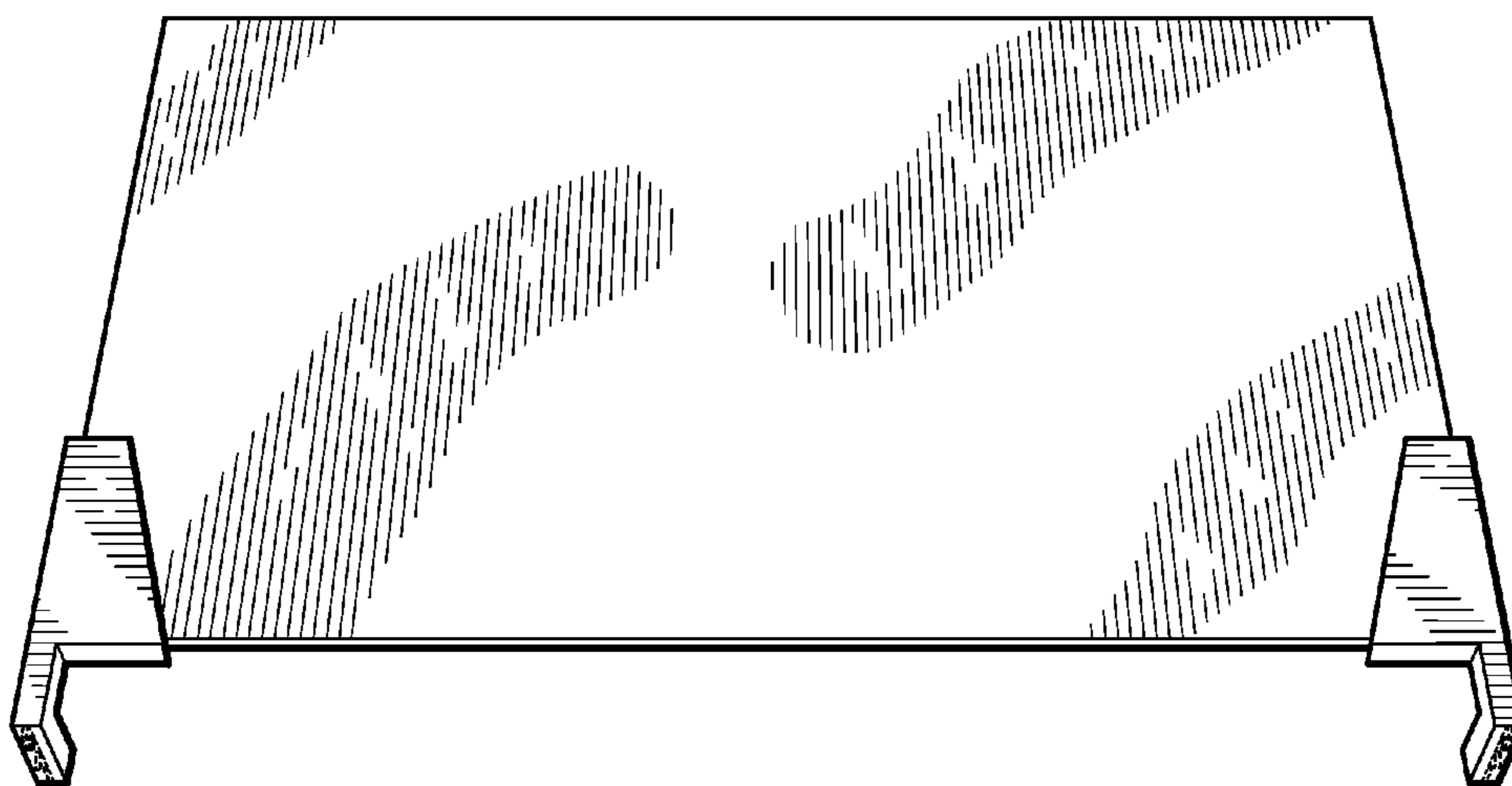


FIG. 3

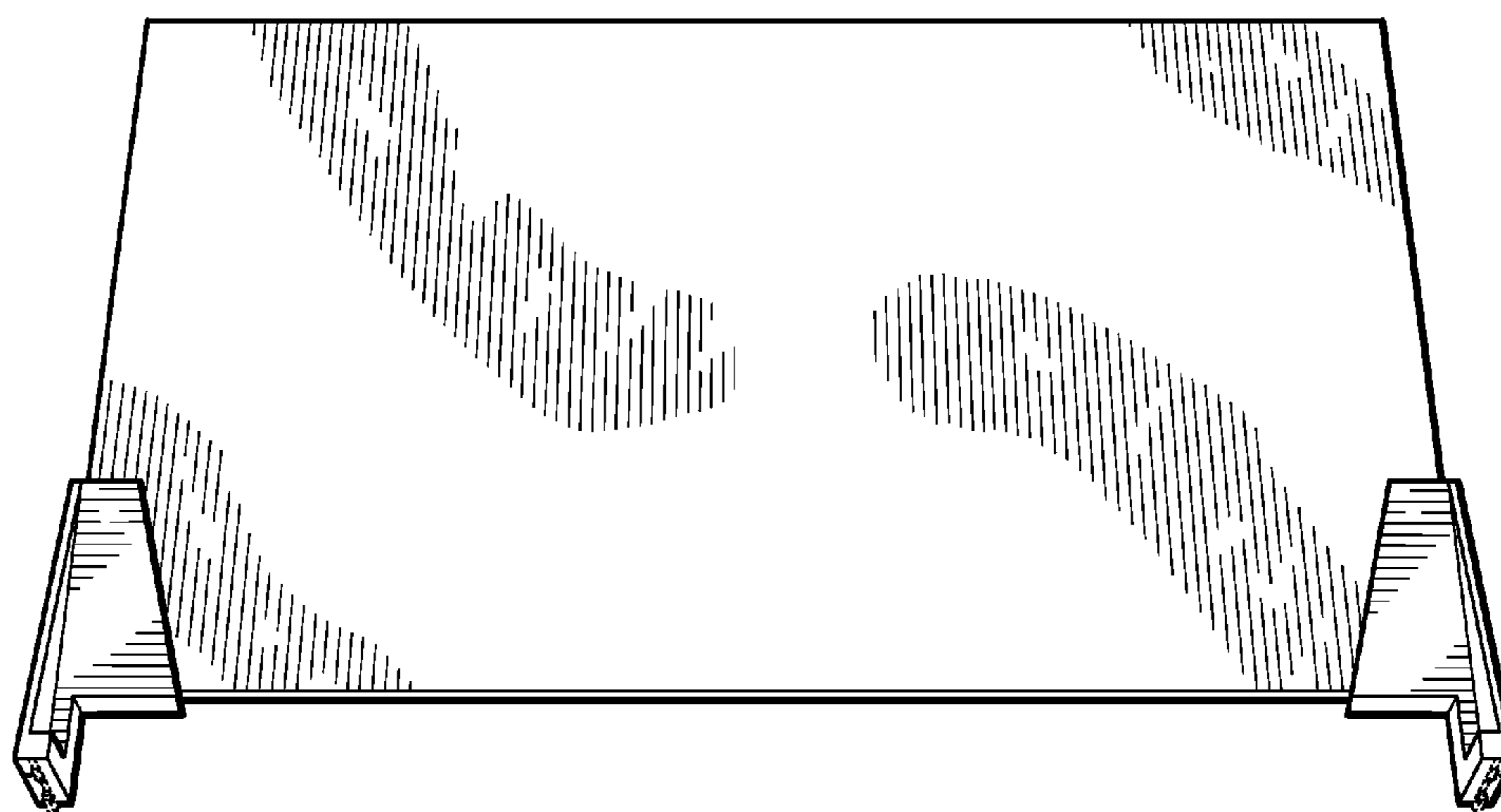


FIG. 4